

03

031798-1

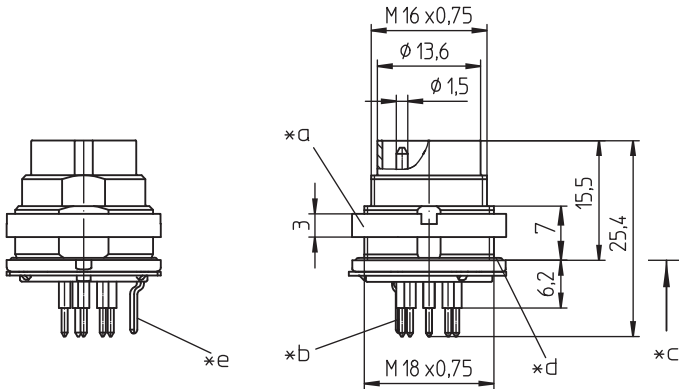
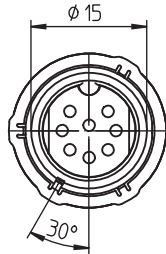
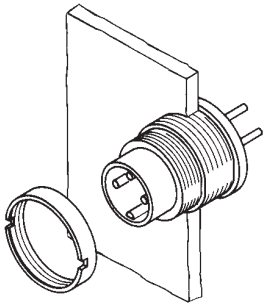
Circular connectors with threaded joint M16 acc. to IEC 61076-2-106, IP40/IP67/IP68



Chassis plug acc. to IEC 61076-2-106 and AISG specification, IP68, with threaded joint and ground contact, for printed circuit boards, for back side mounting

03

031798-1



Environmental conditions

Temperature range -40 °C/+85 °C

Materials

Insulating body	PA GF, V-0 according to UL94
Contact pin	CuZn, silver-plated and flash gold-plated, tin-plated in solder area
Ground contact	CuZn, pre-nickel and tin-plated
Housing	Zn diecast, pre-copper and nickel-plated
Ring screw	CuZn, nickel-plated
Seal	NBR

Mechanical data

Tightening torque connector	1-3 Nm
Tightening torque nut	1-3 Nm
Protection class	IP68 ¹









¹ according to IEC DIN EN 60529, only in locked condition with an appropriate counterpart; IPX8 requirements under agreement between manufacturer and user

Electrical data (at T_{amb} 20 °C)






Rated current	5 A (T _{amb} 40 °C)
Rated voltage	100 V (with pollution degree 1) 32 V (with pollution degree 2)
Rated impulse voltage	500 V
Material group	II (IEC)/I (UL) (400 ≤ CTI < 600)
Overtoltage category	I
Insulation resistance	> 100 MΩ

Associated products

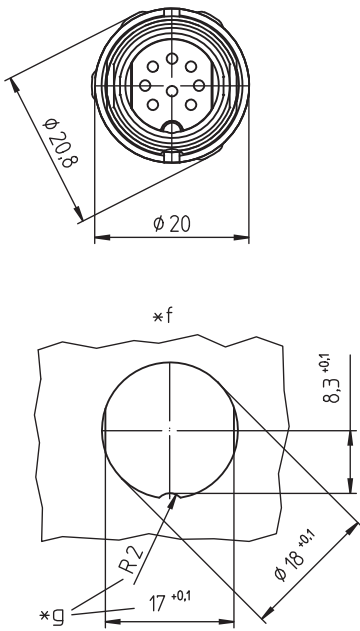
Counterparts

 0321	 0322	 0322-1
 032200	 0360	 036000
 Weitere Produkte auf Anfrage	 Weitere Produkte auf Anfrage	

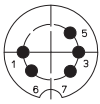
Accessories

 0383	 038399	 0384
 0385	 038899	

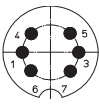
03 031798-1



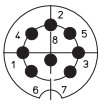
Pin configurations, solder side view



*h



031798-1 06-1



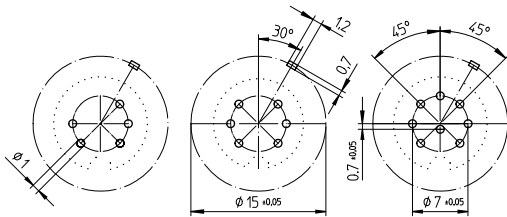
08-a

031798-1 08-1

03

031798-1

Printed circuit board layout, solder side view



*h

08-a

031798-1 05-3 031798-1 06-1 031798-1 08-1

- *a nut enclosed separately
- *b for bore hole in printed circuit board $\varnothing 1$ mm
- *c mounting direction
- *d O-ring gasket
- *e ground contact
- *f port in mounting plate
- *g anti-rotation, alternative execution
- *h pin configuration according to AISG C485

03

031798-1

Designation	Pole Number	PU (Pieces)	MDQ (Pieces)
031798-1 05-3	5	50	
031798-1 08-1	8	50	100

Packaging:

in a cardboard box