


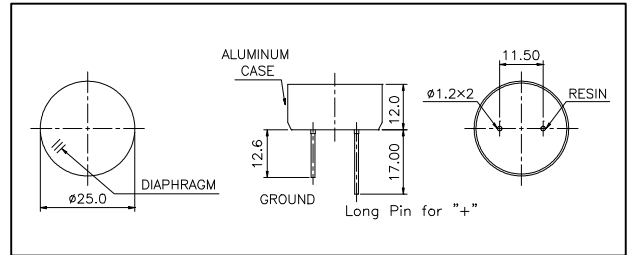
PROWAVE

Air Ultrasonic Ceramic Transducers

400EP250

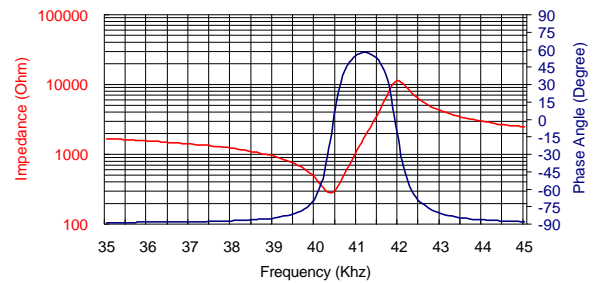


Dimensions: dimensions are in mm



Impedance/Phase Angle vs. Frequency

Tested under 1Vrms Oscillation Level



Specification

400EP250

Transceiver

Center Frequency

40.0±1.0Khz

Bandwidth (-6dB) 400EP250

4.0Khz

Transmitting Sound Pressure Level

113dB min.

at resonant frequency; 0dB re 0.0002µbar per 10Vrms at 30cm

Receiving Sensitivity

-72dB min.

at resonant frequency 0dB = 1 volt/µbar

Nominal Impedance (Ohm)

2400

Ringling (ms)

1.2 max.

Capacitance at 1Khz ±20%

2400 pF

Max. Driving Voltage (cont.)

20Vrms

Total Beam Angle -6dB

30°

Operation Temperature

-30 to 80°C

Storage Temperature

-40 to 85°C

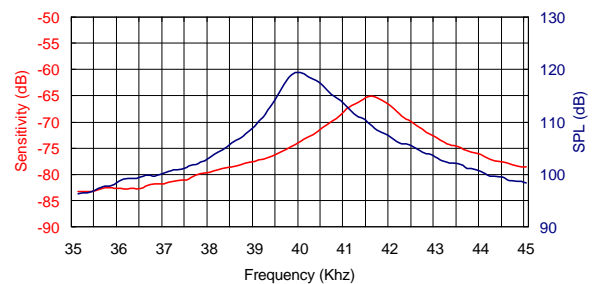
All specification taken typical at 25°C
Closer frequency tolerance, shorter ringling and wider bandwidth models can be supplied upon request.

Model available:

1	400EP250	Aluminum Housing
2	400EP25B	Black Al. Housing

Sensitivity/Sound Pressure Level

Tested under 10Vrms @30cm



Beam Angle: Tested at 40.0Khz frequency

