

PIC24FJ512GL406

Low Power MCU with Integrated LCD

Status: In Production

 [View Datasheet](#)

Features:

- Segmented LCD Controller with Animation
- 2.0V to 3.6V, -40°C to 125°C, AEC Q100 Grade 1 qualified, up to 16 MIPS operation
- Ultra-low-power operation with sleep current down to nA with full RAM retention

[View More](#)



Recommended for
Automotive Designs




Programming
Services Available



Sampling
Options



Buy
Now



Summary

The PIC24FJ 'GU4/GL4' family offers up to 512KB of Dual Partition Flash supporting real-time Over-The-Air (OTA) updates and EEPROM Emulation. Along with a number of core independent peripherals (CIPs), it includes a full speed USB and a segmented LCD controller with animation support. With high memory and sleep current down to a few hundreds of nA while retaining the complete RAM content, this family is perfect for IoT, Industrial, Consumer and Medical applications.

Supported in the MPLAB® Code Configurator (MCC) tool, the development time gets significantly reduced by allowing you to configure the devices and libraries with just a few clicks. To address the evolving focus on safety and security, these MCUs offer hardware safety features and secure protection schemes, simplifying design of smart, safe, secure and connected applications. These MCUs feature protection schemes such as Flash OTP by ICSP™ Write Inhibit which allows the entire Flash to be configured as One-Time-Programmable (OTP) memory and CodeGuard™ Flash Security which facilitates to segment the memory and implement access restrictions. These features together with our CryptoAuthentication™ chips enable you to implement security in your applications. Offering an extended operating temperature of up to 125°C with AEC Q100 Grade 1 qualification, this family is also well suited for Automotive and Industrial applications. A range of hardware safety features on this family facilitates your application's compliance with safety requirements. With a high-level of analog integration, this family simplifies sensor interfacing and analog measurement, while reducing the overall system BoM cost.

Additional Features

Segmented LCD Controller with Animation

- 64 Segments and 8 Commons supporting up to 480 Pixels
- Core independent autonomous animation: Alternating dual display, blinking and blanking
- LCD Charge Pump for contrast management in battery-powered applications
- External bias option for reducing power consumption
- Operation in power-saving modes

Core and Operating Conditions

- Single-cycle instruction execution

- C compiler optimized instruction set system

eXtreme Low Power

- Ultra-low-power operation with sleep current down to nA with full RAM retention
- A range of power-saving modes to reduce current consumption, while balancing performance: PMD bits, DOZE, Idle, Sleep and Retention Sleep modes
- A range of Core Independent Peripherals (CIPs) that operate in power saving modes, while off-loading the Central Processing Unit (CPU)

Secure Protection Features

- Flash 'One Time Programming' (OTP) by ICSP™ Write Inhibit that offers an ability to disable Flash erase/write/debug operations
- CodeGuard™ Flash protection to manage memory partitions and access restrictions
- 120-bit Unique Device ID, 256 bytes User OTP and the above protection schemes make an ideal combination of complementary features to implement security together with the CryptoAuthentication™ devices in a secure application

Hardware Safety Features

- Flash with Error Correction Code (ECC) and Fault Injection for memory integrity check (Single error correction and Double error detection)
- Dead-Man Timer (DMT) clocked by instruction fetches for monitoring the health of software
- Windowed WatchDog Timer (WWDT) for system supervision
- CodeGuard™ Flash protection for memory partition and access restriction
- Fail-Safe Clock Monitor (FSCM) for clock fault management
- Enhanced Programmable Cyclic Redundancy Check (CRC), Programmable High-Low Voltage Detect (HLVD), Brown-out Reset (BOR) and Power-on Reset

Advanced Integrated Analog

- 
[Overview](#)

[Documents](#)

[Developer Environment](#)

[Similar Devices](#)

[RoHS Information](#)

[Add To Cart](#)

- Low-voltage boost for input
- Bandgap reference input feature
- Core Independent windowed threshold compare feature
- Auto-scan feature
- Operation in power-saving modes
- Three Analog Comparators with input multiplexing and programmable reference voltage generators
- 1 Msps 10-bit Digital-to-Analog Converter (DAC) with Buffered Output

Timer/Counters/Output Compare/Input Capture/Pulse Width Modulation

- Eight MCCP modules, each with a Dedicated 16/32-Bit Timer
- Three 6-output MCCP modules
- Five 2-output MCCP modules
- A total of up to 21x 16-bit timers or 10x 32-bit dedicated timer/counters
- Hardware Real-Time Clock Calendar (RTCC) with Timestamping

Key Core Independent Peripherals

- 4x Configurable Logic Cells (CLCs)
- 8x Multiple Capture Compare PWMs (MCCPs)
- Segmented LCD controller with Core Independent Animation, up to 480 pixels (8 commons x 64 segments)
- ADC controller with threshold compare and automatic triggers
- Direct Memory Access (DMA) with 6 channels, supporting UART, SPI, ADC, and more

Communication Interfaces

- 6x UARTs supporting LIN/I2C and IrDA®

- On-chip 8 MHz Fast RC (FRC), and 32 kHz Low-Power RC (LPRC) and Secondary (SOSC) oscillators
- Programmable PLL with external oscillator clock sources and Reference Clock Output (REFO)
- Fail-Safe Clock Monitor (FSCM)
- Power-up Timer (PWRT) and Oscillator Start-up Timer (OST) supporting two-speed start-up

Special Features and Debugger Development Support

- MPLAB Code Configurator (MCC) support
- Peripheral Pin Select (PPS) for flexible pin mapping
- Configurable interrupt-on change on all I/Os
- In-Circuit Serial Programming™ (ICSP™) and In-Circuit Emulation (ICE) via 2-pins
- JTAG Boundary Scan Support

Parametrics

Name	Value
Architecture	16-bit
Max CPU Speed (MHz)	32
CPU Speed (MIPS/DMIPS)	16
Program Memory Size (KB)	512
Error Correction Code Program Flash	Yes
SRAM (KB)	32
Direct Memory Access Channels	6
Temperature Range (C)	-40 to 125








Pin Count 64

Overview
 Document
 Developer Environment
 Similar Devices
 RoHS Information
 Add To Cart


Comparators	3
Analog Peripherals	1-A/D 16x12-bit @ 400(ksps) 1-D/A 1x1...
UART	6
SPI	4
I2C	3
Timers	21 x 16-bit 10 x 32-bit
Hardware RTCC/RTC	Yes
Input Capture	8
Max PWM outputs (including comple...	28
Number of PWM Time Bases	8
Output Compare Channels	8
Class B Hardware	Yes
Segmented LCD	256
Graphics Controller/GPU	Yes
Configurable Cell Logic	4
Peripheral Pin Select / Pin Muxing	Yes
Supported in MPLAB Code Configurator	Yes











Investors | Careers | Support


Overview

Documents

Developer Environment

Similar Devices

RoHS Information

Add To Cart