

Metal D Type IDC Connectors Unthreaded

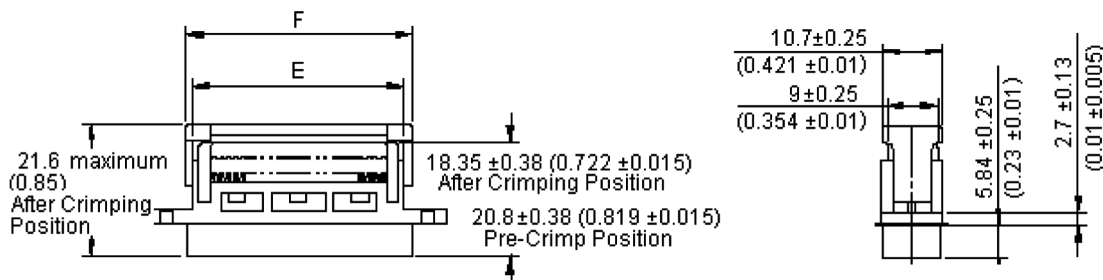
multicomp PRO



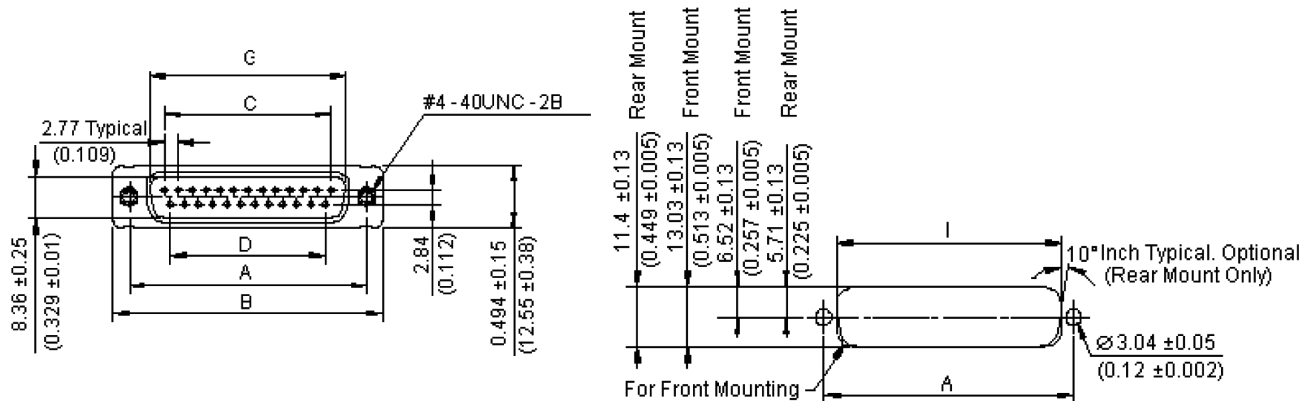
Specifications

Current Rating	: 1 ampere
Min. Insulation Resistance	: $\geq 1,000 \text{ M}\Omega$ (at 500V DC)
Min. Dielectric Withstanding Voltage	: 500V AC (for one minute)
Operating Temperature	: -55°C to $+105^\circ\text{C}$
Contact Resistance	: $15\text{m}\Omega$
Insulator Material	: PBT with glass-fibre reinforced
Contact Material	: Brass
Contact Plating	: Gold over nickel
Wire Size	: AWG 26 and 28 stranded, 1.27mm conductor centre flat cable

Diagram



Recommended Panel Cut-out Dimensions



Specification Table

Dimensions : Millimetres (Inches)

A ± 0.13 (± 0.005)	B ± 0.25 (± 0.01)	C ± 0.13 (± 0.005)	D ± 0.13 (± 0.005)	E ± 0.25 (± 0.01)	F ± 0.25 (± 0.01)	G ± 0.25 (± 0.01)	I ± 0.13 (± 0.005) Rear Mounting	I ± 0.13 (± 0.005) Front Mounting	Part Number
24.99 (0.984)	30.8 (1.212)	11.08 (0.436)	8.31 (0.327)	16.1 (0.634)	18.6 (0.732)	16.92 (0.666)	20.47 (0.806)	22.2 (0.874)	8FTM09P-30N1-FEC
33.32 (1.312)	39.1 (1.539)	19.39 (0.763)	16.62 (0.654)	24 (0.945)	26.6 (1.047)	25.25 (0.994)	28.8 (1.134)	30.53 (1.202)	8FTM15P-30N1-FEC

Newark.com/multicomp-pro
Farnell.com/multicomp-pro
Element14.com/multicomp-pro

multicomp PRO

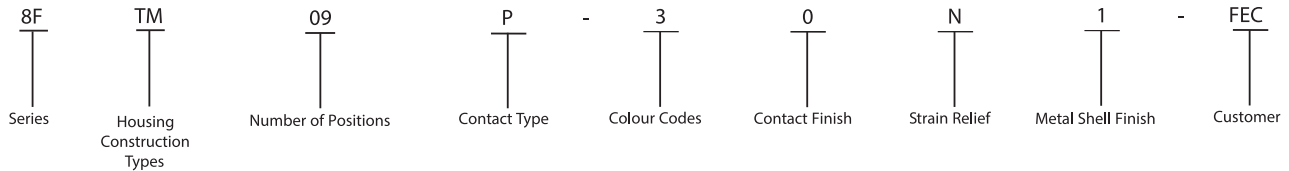
Metal D Type IDC Connectors Unthreaded

multicomp PRO

A ±0.13 (±0.005)	B ±0.25 (±0.01)	C ±0.13 (±0.005)	D ±0.13 (±0.005)	E ±0.25 (±0.01)	F ±0.25 (±0.01)	G ±0.25 (±0.01)	I ±0.13 (±0.005) Rear Mounting	I ±0.13 (±0.005) Front Mounting	Part Number
47.04 (1.852)	53.09 (2.09)	33.24 (1.309)	30.47 (1.2)	38.14 (1.502)	40.9 (1.61)	38.96 (1.534)	42.52 (1.674)	44.27 (1.743)	8FTM25P-30N1-FEC
63.5 (2.5)	69.4 (2.732)	49.86 (1.963)	47.09 (1.854)	54.6 (2.15)	57.1 (2.248)	55.45 (2.183)	59.08 (2.326)	60.73 (2.391)	8FTM37P-30N1-FEC

Dimensions : Millimetres (Inches)

Part Number Explanation



- Series : 8F = D-SUB IDC Connector
- Housing Construction Types : TM = With 4# - 40UNC Threaded Insert (With Metal Shell)
- Number of Positions : 09 = 9, 15, 25 and 37 Positions
- Contact Type : P = Plug (Male)
- Colour Codes : 3 = Black
- Contact Finish : 0 = Selective Gold Flash Over 30 µ Inches Nickel
- Strain Relief : N = Without Strain Relief
- Metal Shell Finish : 1 = Tin Plated Shell (With Grounding Indents)
- Customer : FEC = Inland

Part Number Table

Description	Number of Positions	Part Number
D-Sub Connector, Standard, Plug, 8F Series, DE, IDC / IDT	9	8FTM09P-30N1-FEC
	15	8FTM15P-30N1-FEC
	25	8FTM25P-30N1-FEC
	37	8FTM37P-30N1-FEC

Important Notice : This data sheet and its contents (the "Information") belong to the members of the AVNET group of companies (the "Group") or are licensed to it. No licence is granted for the use of it other than for information purposes in connection with the products to which it relates. No licence of any intellectual property rights is granted. The Information is subject to change without notice and replaces all data sheets previously supplied. The Information supplied is believed to be accurate but the Group assumes no responsibility for its accuracy or completeness, any error in or omission from it or for any use made of it. Users of this data sheet should check for themselves the Information and the suitability of the products for their purpose and not make any assumptions based on information included or omitted. Liability for loss or damage resulting from any reliance on the Information or use of it (including liability resulting from negligence or where the Group was aware of the possibility of such loss or damage arising) is excluded. This will not operate to limit or restrict the Group's liability for death or personal injury resulting from its negligence. Multicomp Pro is the registered trademark of Premier Farnell Limited 2019.

Newark.com/multicomp-pro
Farnell.com/multicomp-pro
Element14.com/multicomp-pro

multicomp PRO