

JST

Hand crimping tool  
Type: WC-720

Features

Parallel action  
operation

Ratchet release

Easy readjustment  
of load

Contact locator with  
insulation-stop

Precisely ground  
profiles

Ergonomic soft grips  
colour: green

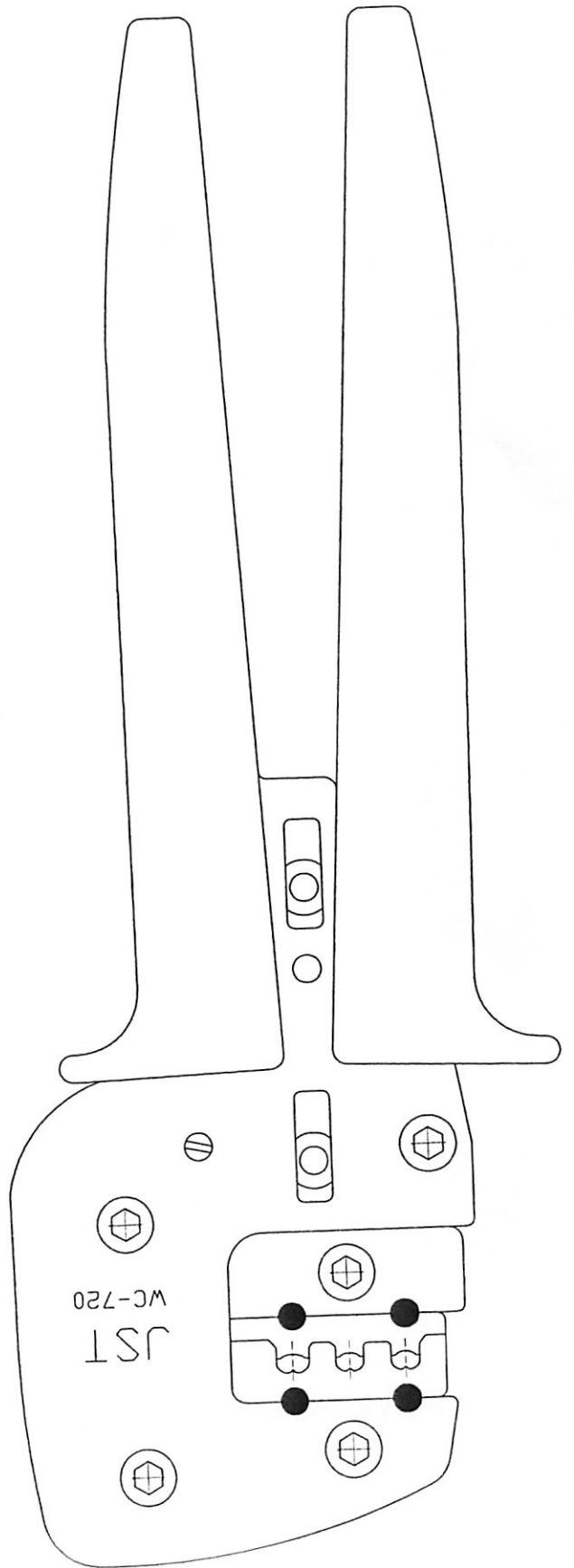
Fully recyclable

Applicable terminal:  
< PS-61T-250

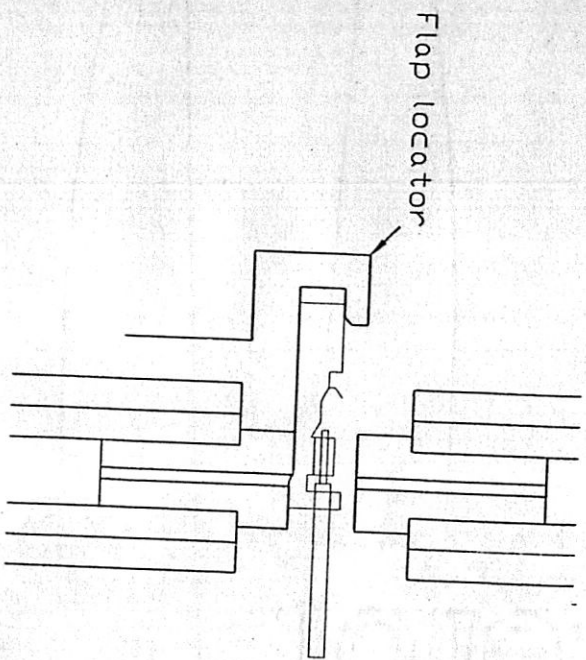
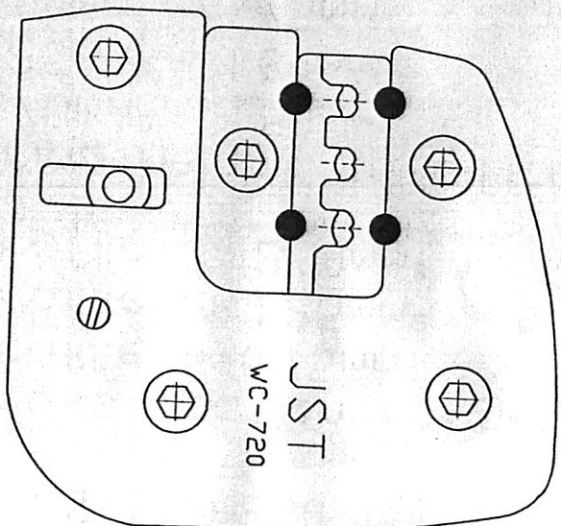
Cross section range:  
Profile 1: 0.75mm<sup>2</sup>  
Profile 2: 1.25mm<sup>2</sup>  
Profile 3: 2.00mm<sup>2</sup>

Crimp height specification  
0.75mm<sup>2</sup> - 1.50mm  
1.25mm<sup>2</sup> - 1.60mm  
2.00mm<sup>2</sup> - 1.75mm

Operating instructions see overleaf



## OPERATION INSTRUCTIONS



1. Open flap locator and insert contact up to stop.
2. Close flap locator.
3. Close handtool until first ratchet.
4. Insert wire.
5. Close handtool until the ratchet releases.
6. Open flap locator and carefully remove the wire.