

Product Change Notification - ASER-23WWAI681

Date:

30 Jun 2020

Product Category:

Memory

Affected CPNs:

Notification subject:

CCB 4235 Initial Notice: Qualification of MMT as a new final test site for selected Atmel AT27C/BV/LVxxxPU/JUxxx products.

Notification text:
PCN Status:

Initial notification

PCN Type:

Manufacturing Change

Microchip Parts Affected:

Please open one of the icons found in the Affected CPNs section above.

NOTE: For your convenience Microchip includes identical files in two formats (.pdf and .xls).

Description of Change:

Qualification of MMT as a new final test site for selected Atmel AT27C/BV/LVxxxPU/JUxxx products.

Pre Change:

Tested at MPHIL final test site.

Post Change:

Tested at MMT final test site.

Pre and Post Change Summary:

		Pre Change	Post Change
Final Test Site		Microchip Technology Operations (Philippines) Corporation (MPHL)	Microchip Technology Thailand (MMT)
Packing Media: Tape and Reel	Base Quantity Multiple (BQM)	Various. No BQM change.	
	Pin 1 Orientation	Quadrant 1	Quadrant 1
	With Desiccant and HIC?	Yes	Yes
	Carrier Tape Dimension	See pre and post change comparison.	



	Cover Tape Dimension	Minor dimensional changes. See pre and post change comparison.	
	Reel Dimension	Minor dimensional changes. See pre and post change comparison.	
	Packaging Process	See pre and post change comparison.	
Packing Media: Tube	Base Quantity Multiple (BQM)	Various. No BQM change.	
	Pin 1 Orientation	Pin 1 Toward White Pin	Pin 1 Toward Black/Blue/Green Pin
	Tube Dimensions	No dimensional changes	
	Plug Color	Clear	Clear
	Packaging Process	See pre and post change comparison.	

Impacts to Data Sheet:

None

Change Impact:

None

Reason for Change:

To improve manufacturability by qualifying MMT as a new final test site.

Change Implementation Status:

In Progress

Estimated Qualification Completion Date:

July 2020

Note: Please be advised the qualification completion times may be extended because of unforeseen business conditions however implementation will not occur until after qualification has completed and a final PCN has been issued. The final PCN will include the qualification report and estimated first ship date. Also note that after the estimated first ship date guided in the final PCN customers may receive pre and post change parts.

Time Table Summary:

	June 2020					July 2020			
Workweek	23	24	25	26	27	28	29	30	31
Initial PCN Issue Date					X				
Qual Report Availability									X
Final PCN Issue Date									X

Method to Identify Change:

Traceability code



Qualification Plan:

Please open the attachments included with this PCN labeled as PCN_#_Qual_Plan.

Revision History:

June 30, 2019: Issued initial notification.

The change described in this PCN does not alter Microchip's current regulatory compliance regarding the material content of the applicable products.

Attachment(s):

[PCN ASER-23WWAI681 Pre and Post Change Summary.pdf](#)

[PCN ASER-23WWAI681 Qual Plan.pdf](#)

Please contact your local [Microchip sales office](#) with questions or concerns regarding this notification.

Terms and Conditions:

If you wish to receive Microchip PCNs via email please register for our PCN email service at our [PCN home page](#) select register then fill in the required fields. You will find instructions about registering for Microchips PCN email service in the [PCN FAQ](#) section.

If you wish to change your PCN profile, including opt out, please go to the [PCN home page](#) select login and sign into your myMicrochip account. Select a profile option from the left navigation bar and make the applicable selections.

Affected Catalog Part Numbers (CPN)

AT27BV256-70JU
AT27LV256A-90JU
AT27BV256-70JU-T
AT27LV256A-90JU-T
AT27LV512A-90JU
AT27LV512A-90JU-T
AT27BV010-90JU
AT27LV010A-70JU
AT27BV010-90JU-T
AT27LV010A-70JU-T
AT27LV020A-12JU
AT27LV020A-12JU-T
AT27C256R-45JU
AT27C256R-70JU
AT27C256R-70JU-306
AT27C256R-45PU
AT27C256R-70PU
AT27C256R-45JU-T
AT27C256R-70JU-T
AT27C512R-45JU
AT27C512R-70JU
AT27C512R-45PU
AT27C512R-70PU
AT27C512R-45JU-T
AT27C512R-70JU-T
AT27C1024-45PU
AT27C1024-70PU
AT27C2048-90PU
AT27C020-55PU
AT27C020-90PU
AT27C020-55JU
AT27C020-90JU
AT27C020-55JU-T
AT27C020-90JU-T
AT27C4096-90PU
AT27C4096-55PU
AT27C040-70PU
AT27C040-90PU
AT27C040-70JU
AT27C040-90JU
AT27C040-70JU-T
AT27C040-90JU-T
AT27C080-90PU
AT27C080-90JU
AT27C080-90JU-T
AT27C010-70PU

AT27C010-45JU

AT27C010-70JU

AT27C010-45JU-T


AT27C010-70JU-T

AT27LV040A-90JU

AT27LV040A-90JU-T



MICROCHIP



A Leading Provider of Microcontroller,
Mixed-Signal, Analog & Flash-IP Solutions



PCN # ASER-23WWAI681
CCB 4235_Pre and Post Change Summary



Affected Parts List

Packing Media: Tube

CPN	Lead Count	Pkg Type	Base Quantity Multiple	Packing Media
AT27BV256-70JU	32.00	PLCC	32.00	Tube
AT27LV256A-90JU	32.00	PLCC	32.00	Tube
AT27LV512A-90JU	32.00	PLCC	32.00	Tube
AT27BV010-90JU	32.00	PLCC	32.00	Tube
AT27LV010A-70JU	32.00	PLCC	32.00	Tube
AT27LV020A-12JU	32.00	PLCC	32.00	Tube
AT27C256R-45JU	32.00	PLCC	32.00	Tube
AT27C256R-70JU	32.00	PLCC	32.00	Tube
AT27C256R-70JU-306	32.00	PLCC	32.00	Tube
AT27C256R-45PU	28.00	PDIP	14.00	Tube
AT27C256R-70PU	28.00	PDIP	14.00	Tube
AT27C512R-45JU	32.00	PLCC	32.00	Tube
AT27C512R-70JU	32.00	PLCC	32.00	Tube
AT27C512R-45PU	28.00	PDIP	14.00	Tube
AT27C512R-70PU	28.00	PDIP	14.00	Tube
AT27C1024-45PU	40.00	PDIP	10.00	Tube
AT27C1024-70PU	40.00	PDIP	10.00	Tube
AT27C2048-90PU	40.00	PDIP	10.00	Tube


CPN	Lead Count	Pkg Type	Base Quantity Multiple	Packing Media
AT27C020-55PU	32.00	PDIP	12.00	Tube
AT27C020-90PU	32.00	PDIP	12.00	Tube
AT27C020-55JU	32.00	PLCC	32.00	Tube
AT27C020-90JU	32.00	PLCC	32.00	Tube
AT27C4096-90PU	40.00	PDIP	10.00	Tube
AT27C4096-55PU	40.00	PDIP	10.00	Tube
AT27C040-70PU	32.00	PDIP	12.00	Tube
AT27C040-90PU	32.00	PDIP	12.00	Tube
AT27C040-70JU	32.00	PLCC	32.00	Tube
AT27C040-90JU	32.00	PLCC	32.00	Tube
AT27C080-90PU	32.00	PDIP	12.00	Tube
AT27C080-90PU	32.00	PDIP	12.00	Tube
AT27C080-90JU	32.00	PLCC	32.00	Tube
AT27C080-90JU	32.00	PLCC	32.00	Tube
AT27C010-70PU	32.00	PDIP	12.00	Tube
AT27C010-45JU	32.00	PLCC	32.00	Tube
AT27C010-70JU	32.00	PLCC	32.00	Tube
AT27LV040A-90JU	32.00	PLCC	32.00	Tube

TUBE PACKING: PLCC Package

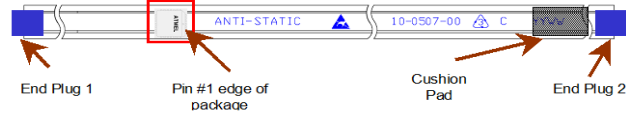
32L PLCC Tube Packing: MPHL

1. Pin 1 Orientation

For PLCC 20/28/44L



For PLCC 32L




2. Tube Bundling

PLCC 32 – 30 tubes per bag
PLCC 44 – 20 tubes per bag



3. Moisture Barrier Bag Labels



4. Wrap bag with bubble pack



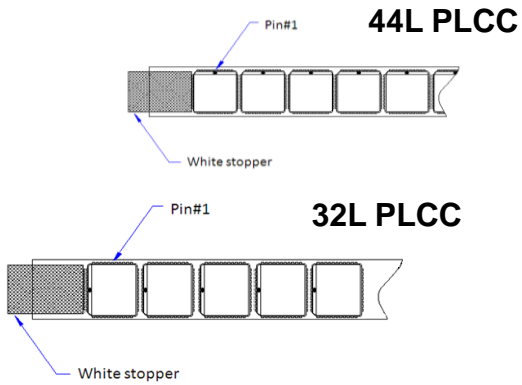
5. Tube Box Packing



TUBE PACKING: PLCC Package

32L PLCC Tube Packing : MMT

1. Pin 1 Orientation




3. Moisture Barrier Bag Labels



2. Tube Bundling

PLCC 32 – 30 tubes per bag
 PLCC 44 – 20 tubes per bag

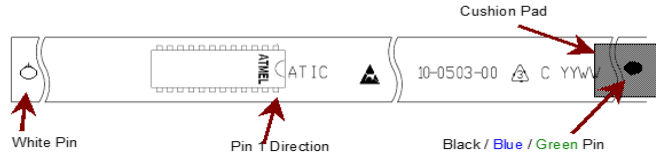
4. Tube Box Packing



28L/32L/40L PLCC Tube Packing: MPHL

1. Pin 1 Orientation

For PDIP (600 mils)



2. Tube Bundling

PDIP 32 – 40 Tubes/Bag
PDIP 40 – 24 Tubes/Bag

3. Shielding Bag Labels



4. Wrap bag with bubble pack



5. Tube Box Packing

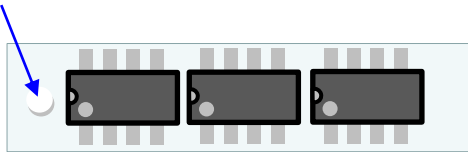


TUBE PACKING: PDIP Package

32L PLCC Tube Packing: MMT

1. Pin 1 Orientation

Pin 1 Side
White End Pin




2. Tube Bundling

PDIP 28 – 24 Tubes/Bag
PDIP 32 – 40 Tubes/Bag
PDIP 40 – 24 Tubes/Bag

3. Antistatic Pink bag



4. Tube Outer Box Packing Packing for PDIP tubes (Sample)





Affected Parts List

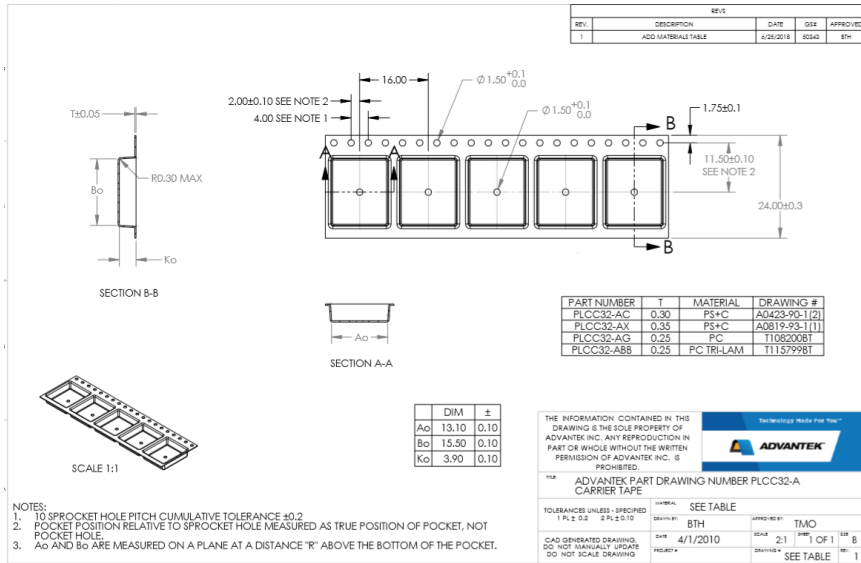
Packing Media: T/R

CPN	Lead Count	Pkg Type	Base Quantity Multiple	Packing Media
AT27BV256-70JU-T	32.00	PLCC	750.00	T/R
AT27LV256A-90JU-T	32.00	PLCC	750.00	T/R
AT27LV512A-90JU-T	32.00	PLCC	750.00	T/R
AT27BV010-90JU-T	32.00	PLCC	750.00	T/R
AT27LV010A-70JU-T	32.00	PLCC	750.00	T/R
AT27LV020A-12JU-T	32.00	PLCC	750.00	T/R
AT27C256R-45JU-T	32.00	PLCC	750.00	T/R
AT27C256R-70JU-T	32.00	PLCC	750.00	T/R
AT27C512R-45JU-T	32.00	PLCC	750.00	T/R

CPN	Lead Count	Pkg Type	Base Quantity Multiple	Packing Media
AT27C512R-70JU-T	32.00	PLCC	750.00	T/R
AT27C020-55JU-T	32.00	PLCC	750.00	T/R
AT27C020-90JU-T	32.00	PLCC	750.00	T/R
AT27C040-70JU-T	32.00	PLCC	750.00	T/R
AT27C040-90JU-T	32.00	PLCC	750.00	T/R
AT27C080-90JU-T	32.00	PLCC	750.00	T/R
AT27C010-45JU-T	32.00	PLCC	750.00	T/R
AT27C010-70JU-T	32.00	PLCC	750.00	T/R
AT27LV040A-90JU-T	32.00	PLCC	750.00	T/R

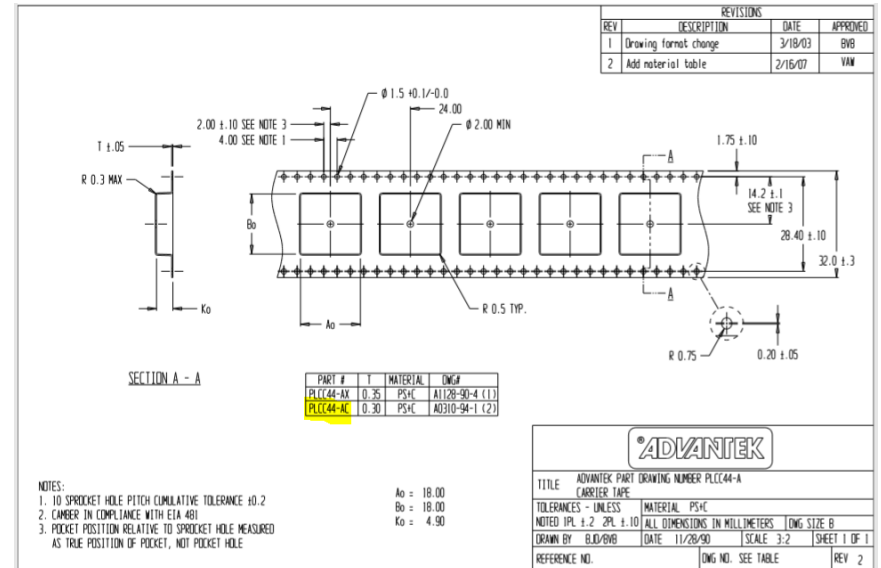
MPHL CARRIER TAPE

PLCC 32 CARRIER TAPE



Supplier	Mfg. Part No.	W (mm.) ±0.3 or Specific	P (mm.) ±0.1 or Specific	A ₀ ±0.1 or Specific	B ₀ ±0.1 or Specific	K ₀ ±0.1 or Specific	Thickness
Advantek	PLCC32-AC170.P1	24	16	13.10/-0.1	15.50+/-0.1	3.90+/-0.10	-

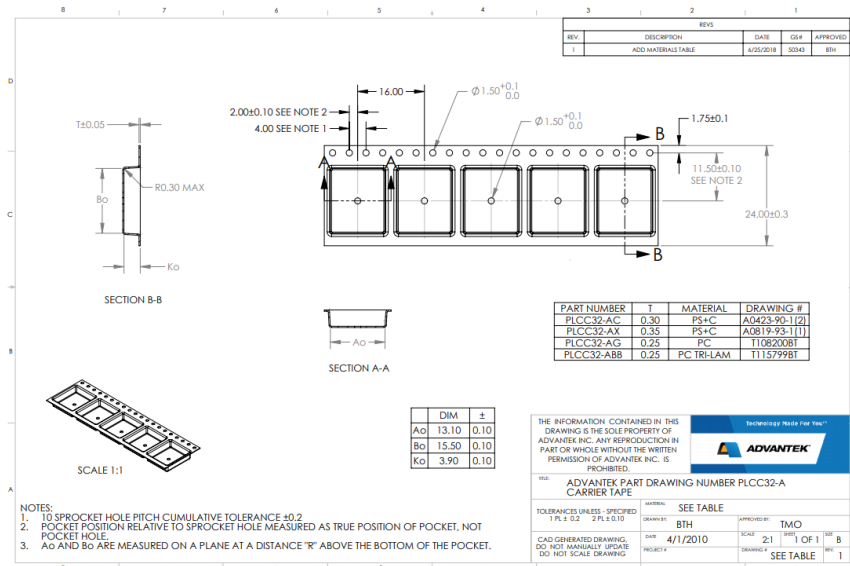
PLCC 44 CARRIER TAPE



Supplier	Mfg. Part No.	W (mm.) ±0.3 or Specific	P (mm.) ±0.1 or Specific	A ₀ ±0.1 or Specific	B ₀ ±0.1 or Specific	K ₀ ±0.1 or Specific	Thickness
Advantek	PLCC44-AC88.0R5	32	24	18+/-0.1	18+/-0.1	4.9+/-0.1	-

MMT CARRIER TAPE

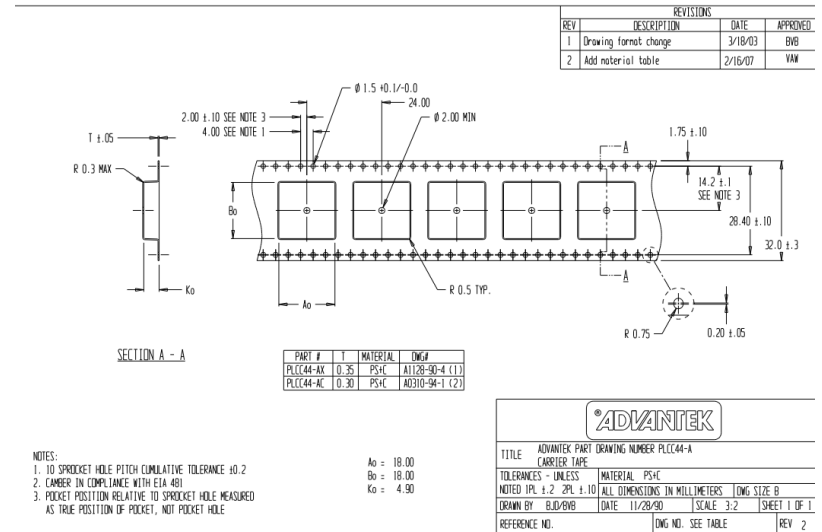
PLCC 32 CARRIER TAPE



Unit in mm

Supplier	Mfg. Part No.	W (mm.) ±0.3 or Specific	P (mm.) ±0.1 or Specific	A ₀ ±0.1 or Specific	B ₀ ±0.1 or Specific	K ₀ ±0.1 or Specific	Thickness
Advantek	PLCC32-AC170.M1	24	16	13.10/-0.1	15.50+/-0.1	3.90+/-0.10	0.30 +/-0.05

PLCC 44 CARRIER TAPE

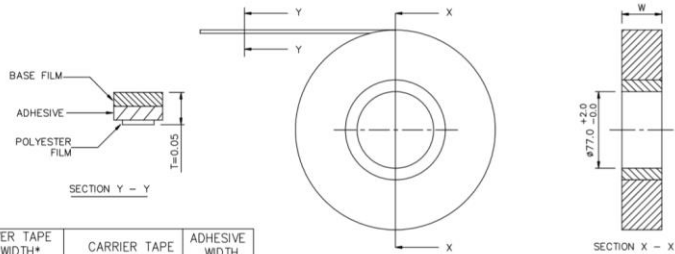


Unit in mm

Supplier	Mfg. Part No.	W (mm.) ±0.3 or Specific	P (mm.) ±0.1 or Specific	A ₀ ±0.1 or Specific	B ₀ ±0.1 or Specific	K ₀ ±0.1 or Specific	Thickness
Advantek	PLCC44-AC88.0R5	32	24	18+/-0.1	18+/-0.1	4.9+/-0.1	0.30 +/-0.05

MPHL COVER TAPE

PLCC 32 COVER TAPE (Width: 24mm)

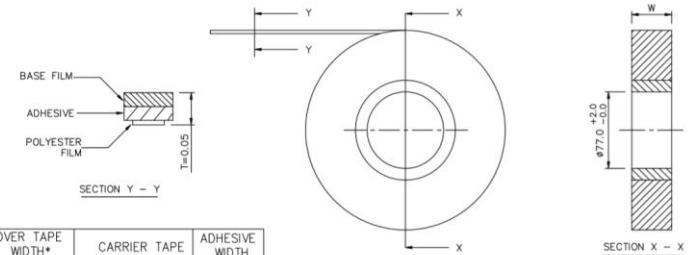


COVER TAPE WIDTH* (W ±0.1)	CARRIER TAPE WIDTH	ADHESIVE WIDTH (W ±0.15)
5.3	8	0.7x2
7.3	12	1.0x2
9.3	12	1.0x2
13.3	16	1.0x2
21.3	24	1.15x2
25.5, 26.3	32	1.15x2
37.5	44	1.65x2
49.5	56	1.65x2
65.5	72	1.65x2

- NOTES
- 1 THICKNESS : 0.045–0.055mm.
 - 2 LIGHT TRANSMITTANCE : >80%
 - 3 TENSILE STRENGTH : 9.7kg/mm sq.
 - 4 ELONGATION : >120%
 - 5 SURFACE RESISTIVITY
UNDERSIDE : 10¹⁰ OHMS/SQ MAX.
TOPSIDE : 10¹⁰ OHMS/SQ
 - *6 OTHER COVER TAPE WIDTH REFER TO W4.08-04.
- ALL DIMENSIONS IN MILLIMETRES UNLESS OTHERWISE STATED.

Carrier Width	Supplier	MCHP P/N	Supplier Part	Width "W" (mm)	Thickness (mm)	Sealing Mythology
24mm	CPak	211894	CP58 PSA	21.3 +/-0.1	0.050 ±0.010	Pressure Seal

PLCC 44 COVER TAPE (Width: 32mm)



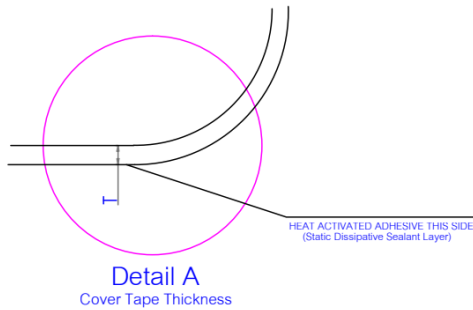
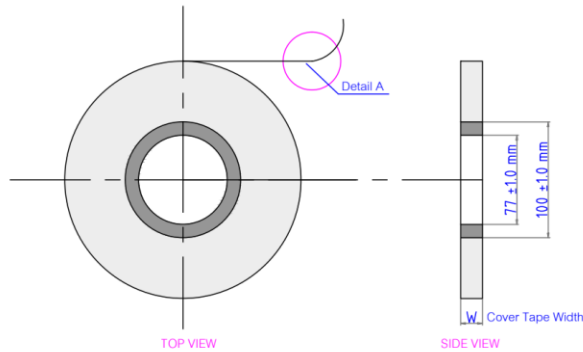
COVER TAPE WIDTH* (W ±0.1)	CARRIER TAPE WIDTH	ADHESIVE WIDTH (W ±0.15)
5.3	8	0.7x2
7.3	12	1.0x2
9.3	12	1.0x2
13.3	16	1.0x2
21.3	24	1.15x2
25.5, 26.3	32	1.15x2
37.5	44	1.65x2
49.5	56	1.65x2
65.5	72	1.65x2

- NOTES
- 1 THICKNESS : 0.045–0.055mm.
 - 2 LIGHT TRANSMITTANCE : >80%
 - 3 TENSILE STRENGTH : 9.7kg/mm sq.
 - 4 ELONGATION : >120%
 - 5 SURFACE RESISTIVITY
UNDERSIDE : 10¹⁰ OHMS/SQ MAX.
TOPSIDE : 10¹⁰ OHMS/SQ
 - *6 OTHER COVER TAPE WIDTH REFER TO W4.08-04.
- ALL DIMENSIONS IN MILLIMETRES UNLESS OTHERWISE STATED.

Carrier Width	Supplier	MCHP P/N	Supplier Part	Width "W" (mm)	Thickness (mm)	Sealing Mythology
32mm	CPak	211887	CP58 PSA	25.5 +/-0.1	0.050 ±0.010	Pressure Seal

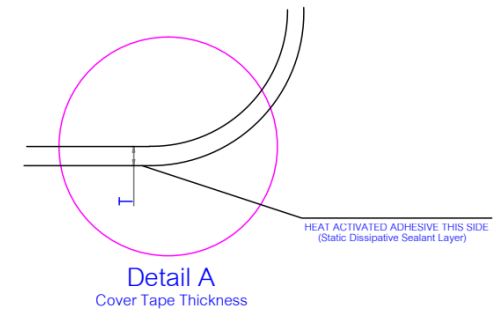
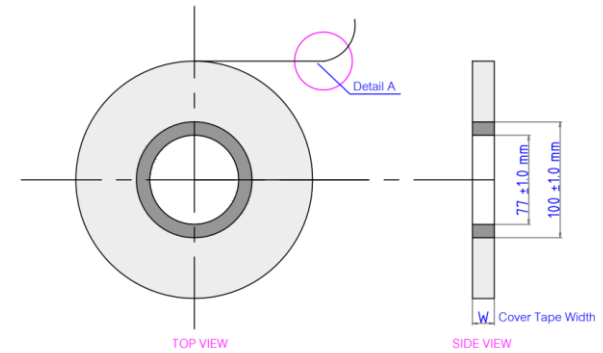
MMT COVER TAPE

PLCC 32 COVER TAPE (Width: 24mm)



Carrier Width	Supplier	MCHP P/N	Supplier Part	Width "W" (mm)	Thickness (mm)	Sealing Mythology
24mm	Sumitomo	22102002	CSL-Z7302	21.0 +/- 0.1	0.050 ±0.010	Heat Sealing

PLCC 44 COVER TAPE (Width: 32mm)



Carrier Width	Supplier	MCHP P/N	Supplier Part	Width "W" (mm)	Thickness (mm)	Sealing Mythology
32mm	Sumitomo	22104401	CSL-Z7302	25.5 +/- 0.1	0.050 ±0.010	Heat Sealing

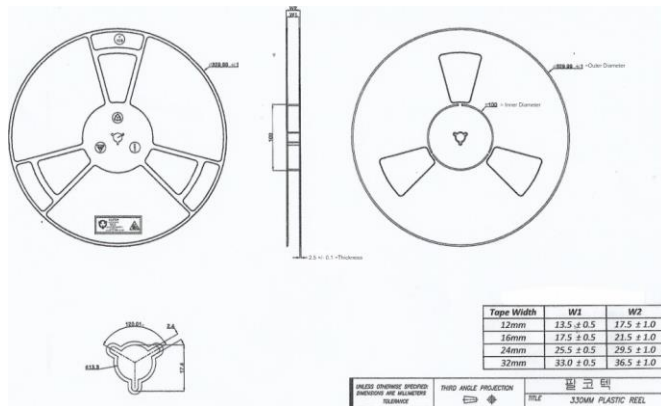
PDF
MTALCOVER_TAP
WG-B25-CV-001a

Added by Satsawat

MPHL PLASTIC REEL

PLASTIC REEL: WIDTH 24mm

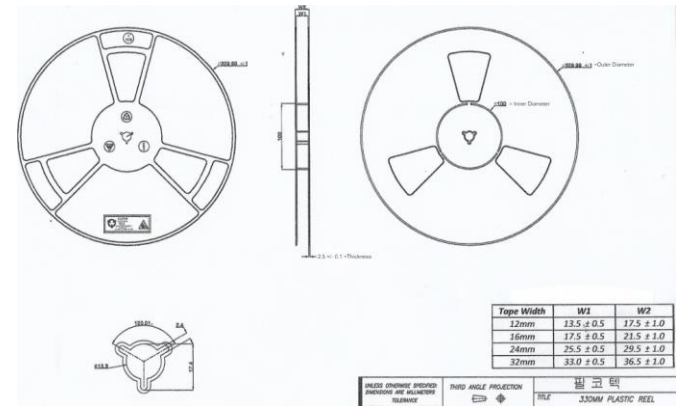
PLCC 32L



Width	MCHP P/N	Supplier Part	Hub	Color
24mm	211696	N/A	4inch (100mm)	White

PLASTIC REEL: WIDTH 32mm

PLCC 44L


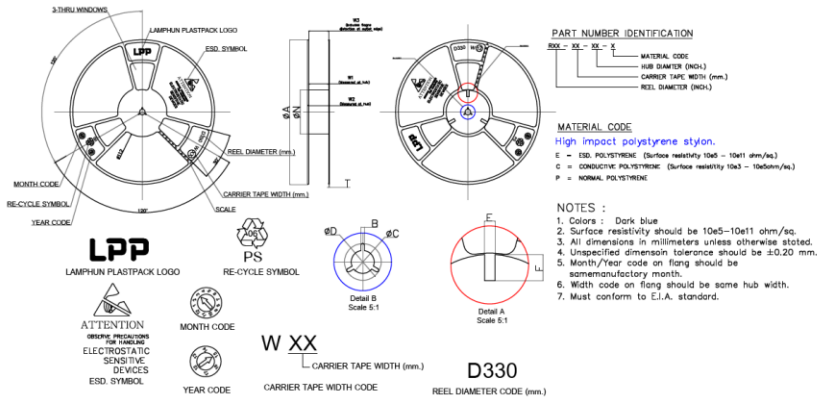


Width	MCHP P/N	Supplier Part	Hub	Color
32mm	211697	N/A	4inch (100mm)	White

MMT MPHL PLASTIC REEL

PLASTIC REEL: WIDTH 24mm

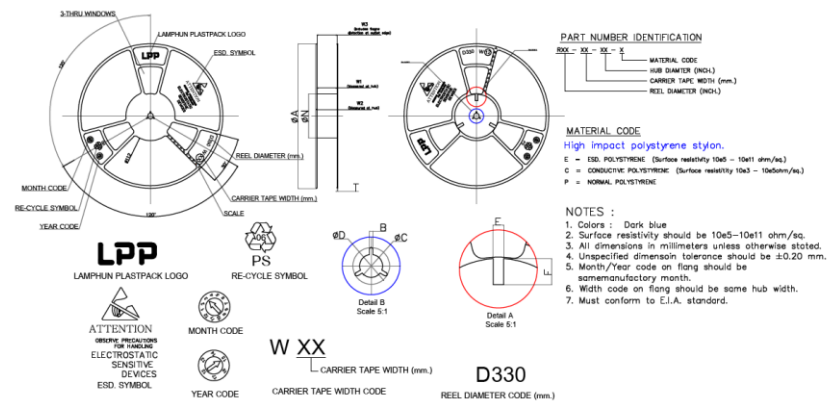
PLCC 32L



Width	MCHP P/N	Supplier Part	Hub	Color
24mm	23000024	R13-24-04-E	4inch (100mm)	Dark Blue

PLASTIC REEL: WIDTH 32mm

PLCC 44L



Width	MCHP P/N	Supplier Part	Hub	Color
32mm	23000023	R13-32-04-E	4inch (100mm)	Dark Blue

Plastic Reel (Width 24 mm)

Description	MPHIL	MMT
Color	White	Dark blue
Diameter	329.99 +/- 1.0	330 +/- 2.0
Hub	100	100 +/- 2.0
Width	25.5 +/- 0.5	24.4 +/- 2.0

Plastic Reel (Width 32 mm)

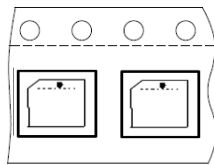
Description	MPHIL	MMT
Color	White	Dark blue
Diameter	329.99 +/- 1.0	330 +/- 2.0
Hub	100	100 +/- 2.0
Width	33 +/- 0.5	32.4 +/- 2.0

TAPE AND REEL PACKING PROCEDURE MPHL

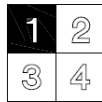
MSL 2 – T/R REEL DRY PACK PROCEDURE (Ref Spec# PI-35015)

Pin 1 Orientation


Quadrant 1



Carrier Tape



ESD Label (2x2)
not required if



MSL Label
(Keep it Blank)

Label Placement at Box

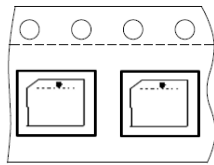


TAPE AND REEL PACKING PROCEDURE MMT

MSL 2 – T/R REEL DRY PACK PROCEDURE (Ref Spec# PI-24069)

Pin 1 Orientation

Quadrant 1



Carrier Tape



13" Reel for New MBB with Caution printing




Figure 8.6.1B Dry pack for tape and reel



MICROCHIP

QUALIFICATION PLAN SUMMARY

PCN#: ASER-23WWAI681

**Date:
April 29, 2020**

**Qualification of MMT as a new final test site for selected
Atmel AT27C/BV/LVxxxPU/JUxxx products.**

Purpose: Qualification of MMT as a new final test site for selected Atmel AT27C/BV/LVxxxPU/JUxxx products.

CCB No.: 4235

Test / Evaluation	Test Conditions / Parameters
Datalog/Bin Comparison	<ul style="list-style-type: none">• Compare overall yield, speed distribution, test bin pass/fail results.• Accept if all match or justify the differences
Correlation Lot Report	<ul style="list-style-type: none">• Yield at each step and reject analysis between systems. Min 3K units are tested for each program/density conversion we perform.• Accept on yield match within 1%