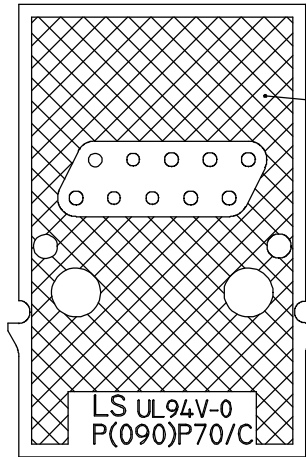
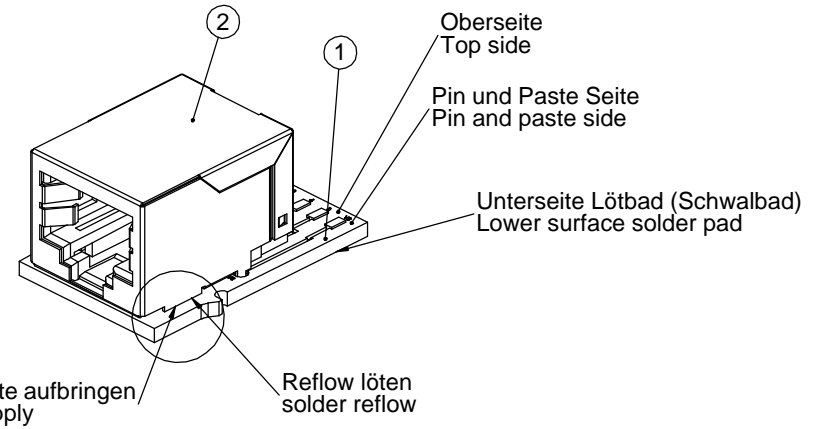


THE INFORMATION CONTAINED IN THIS DRAWING IS THE SOLE PROPERTY OF YAMAICHI ELECTRONICS DEUTSCHLAND GmbH. ANY REPRODUCTION IN PART OR WHOLE WITHOUT THE WRITTEN PERMISSION OF YAMAICHI ELECTRONICS DEUTSCHLAND GmbH IS PROHIBITED.

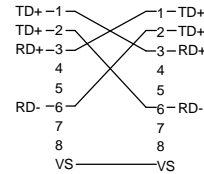


Unterseite Abschirmfläche  
EMV (Kupferfläche + Lötstopplack) nach Absprache  
Lower surface, shielding surface  
EMV (copper surface + solder resist) as agreed



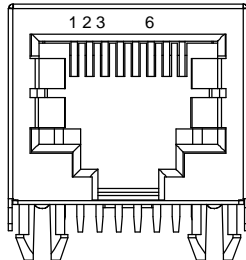
Note :

Standard Ethernet wiring



Die Kontaktverbindung ist nur schematisch zur Erklärung.  
The contact connection is only for explanation  
VS: Verbindung Schirm auf Lötpad  
VS: Connection shielding on soldering pad

ITEM NO.	QUANTITY	DESCRIPTION	MATERIAL
1	1	P(090)P70 PCB	FR 4
2	1	Y-Con Jack 11	



UNLESS OTHERWISE SPECIFIED: DIMENSIONS ARE IN MILLIMETERS TOLERANCES: ±0.2	REV.	REVISION DESCRIPTION	INITIALS	REV. DATE
	5			
	4			
	3			
	2			
	1			
NOTES: RJ45 Cat5	DO NOT SCALE DRAWING		CLASSIFICATION: Customer-drawing	
	DESIGN	NAME	DATE	TITLE: Y-Con Jack 13 / without powercontacts PCB-Solder Pad, RJ45plus, Cat5
	DRAWN			DWG NO.: Customer-P(090)A74
	CHECKED			REV. ORIGIN REV. - -
ANGLE PROJECTION: First	Q.A.			
APPROVED				

