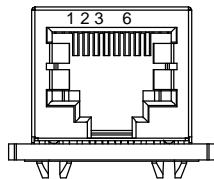
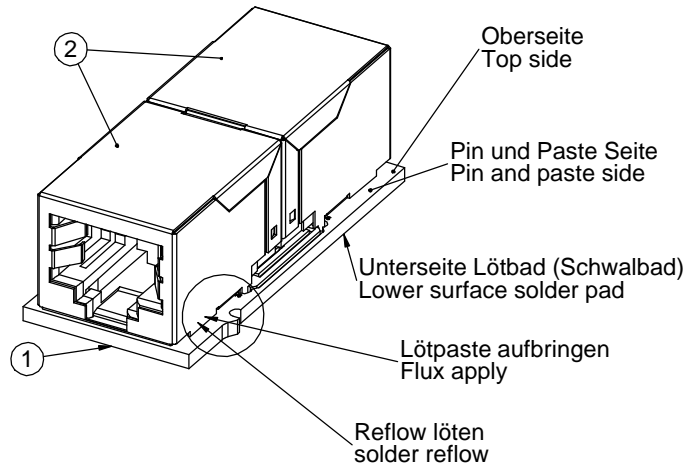



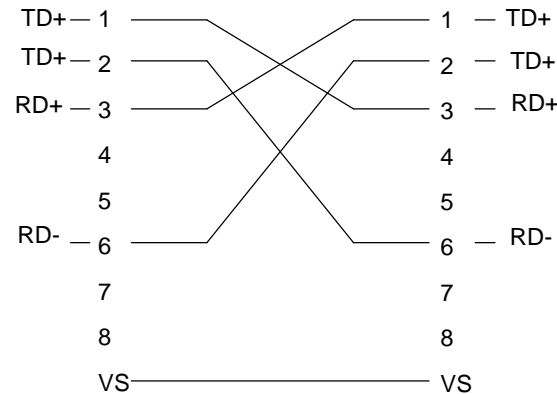
THE INFORMATION CONTAINED IN THIS DRAWING IS THE SOLE PROPERTY OF YAMAICHI ELECTRONICS DEUTSCHLAND GmbH. ANY REPRODUCTION IN PART OR WHOLE WITHOUT THE WRITTEN PERMISSION OF YAMAICHI ELECTRONICS DEUTSCHLAND GmbH IS PROHIBITED.



Unterseite Abschirmfläche  
EMV (Kupferfläche + Lötstopplack) nach Absprache  
Lower surface, shielding surface  
EMV (copper surface + solder resist) as agreed



(2 : 1)



Note:

Die Kontaktverbindung ist nur schematisch zur Erklärung.  
The contact connection is only for explanation  
VS: Verbindung Schirm  
VS: Connection shielding

ITEM NO.	QUANTITY	DESCRIPTION	MATERIAL
1	1	P(090)P72 PCB	FR 4
2	2	Y-Con Jack 11	

UNLESS OTHERWISE SPECIFIED: DIMENSIONS ARE IN MILLIMETERS TOLERANCES: ±0.2	REV.	REVISION DESCRIPTION	INITIALS	REV. DATE
	5			
	4			
	3			
	2			
	1			
NOTES: RJ45 plus Cat 5	DO NOT SCALE DRAWING			CLASSIFICATION:
	DESIGN	NAME	DATE	Customer-drawing
	DRAWN			TITLE: Y-Con Jack 15 / without power contacts PCB mounted coupler jack, RJ45plus, Cat 5
	CHECKED			DWG NO.: Customer-P(090)A76
ANGLE PROJECTION:	First	Q.A.		REV. ORIGIN REV. DATE - -
APPROVED				SHEET 1 OF 1 A3 - ASSEMBLY

