THIS DRAWING IS UNPUBLISHED. RELEASED FOR PUBLICATION -.-.
© COPYRIGHT - BY TYCO ELECTRONICS CORPORATION. ALL RIGHTS RESERVED.

LOC	DIST
ES	00

REVISIONS

P	LTR	DESCRIPTION	DATE	DWN	APVD
	A	REVISED FB00-0215-04	16DEC04	G.Z.	I.E.

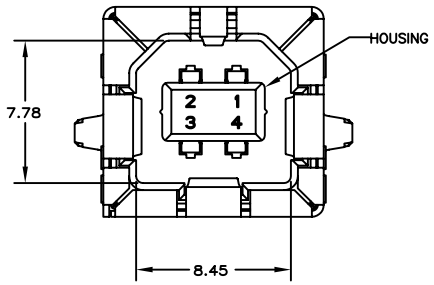

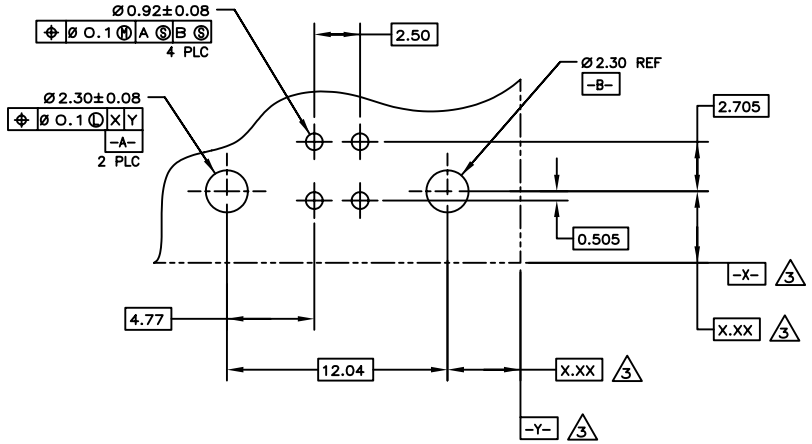

LEAD FREE

PC BOARD MOUNTING DIMENSIONS
4

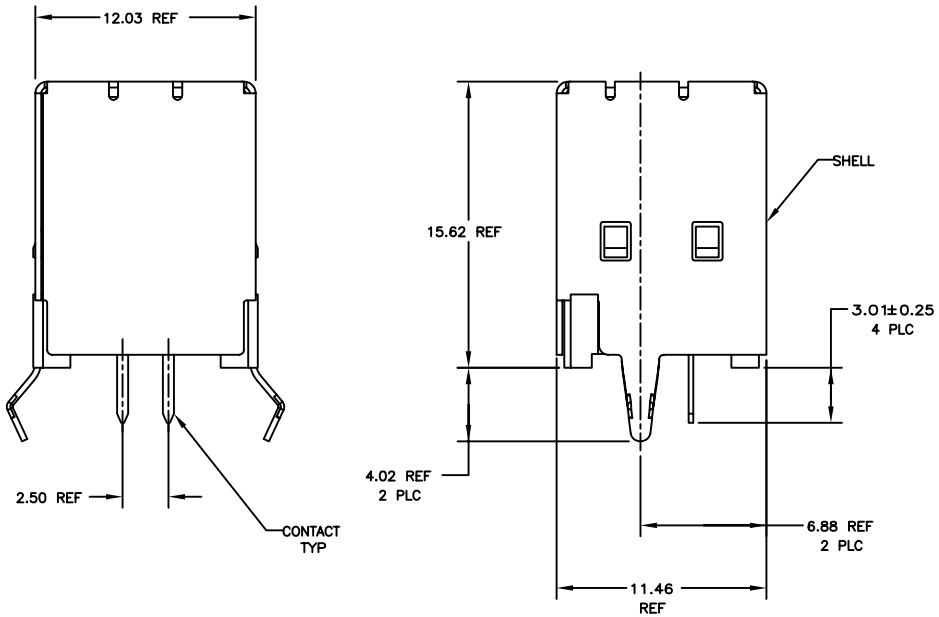

1 MATERIAL:
SHELL & CONTACTS – COPPER ALLOY.
HOUSING – UL 94V-0 RATED, THERMOPLASTIC, FOR COLOR SEE TABLE.

2 PLATING:
CONTACTS – 0.076um MINIMUM GOLD OVER 0.76um MINIMUM PALLADIUM-NICKEL ON MATING AREA, 3.8um MINIMUM MATTE TIN ON SOLDER TAILS, BOTH OVER 1.27um MINIMUM NICKEL.
CONTACT ALTERNATE PLATING: 0.76um MINIMUM GOLD ON MATING AREA, 3.80um MINIMUM MATTE TIN ON SOLDER TAILS, BOTH OVER 1.27um MINIMUM NICKEL.
SHELL – 2~5um MINIMUM BRIGHT TIN.

3 DATUM AND BASIC DIMENSIONS ESTABLISHED BY CUSTOMER.

4 RECOMMENDED PC BOARD THICKNESS OF 1.57mm.

HOUSING COLOR	PART NUMBER
NATURAL	0-5787834-2
BLACK	0-5787834-1

THIS DRAWING IS A CONTROLLED DOCUMENT.

DIMENSIONS: mm

TOLERANCES UNLESS OTHERWISE SPECIFIED:
0 PLC ± –
1 PLC ± 0.1
2 PLC ± 0.05
3 PLC ± 0.013
4 PLC ± –
ANGLES ± –

MATERIAL -1
FINISH -2

DWN Ivanov Wang 28MAY2004
CHK Steven Yao 28MAY2004
APVD Takinori Sasaki 28MAY2004
PRODUCT SPEC –
APPLICATION SPEC –
WEIGHT –

Tyco Electronics Corporation
Shanghai,P.R.China,200233

NAME
RECEPTACLE ASSY, 4 POS.
VERTICAL, THRU-HOLE, TYPE B
UNIVERSAL SERIAL BUS

SIZE	CAGE CODE	DRAWING NO	RESTRICTED TO
A2	00779	C-5787834	–

CUSTOMER DRAWING | SCALE 5:1 | SHEET 1 OF 1 | REV A

5787834

AMP 1471-9 REV 31MAR2000

F:\Gavin_zhang\Finished usb Lead free\5787834\C_5787834_A.dwg