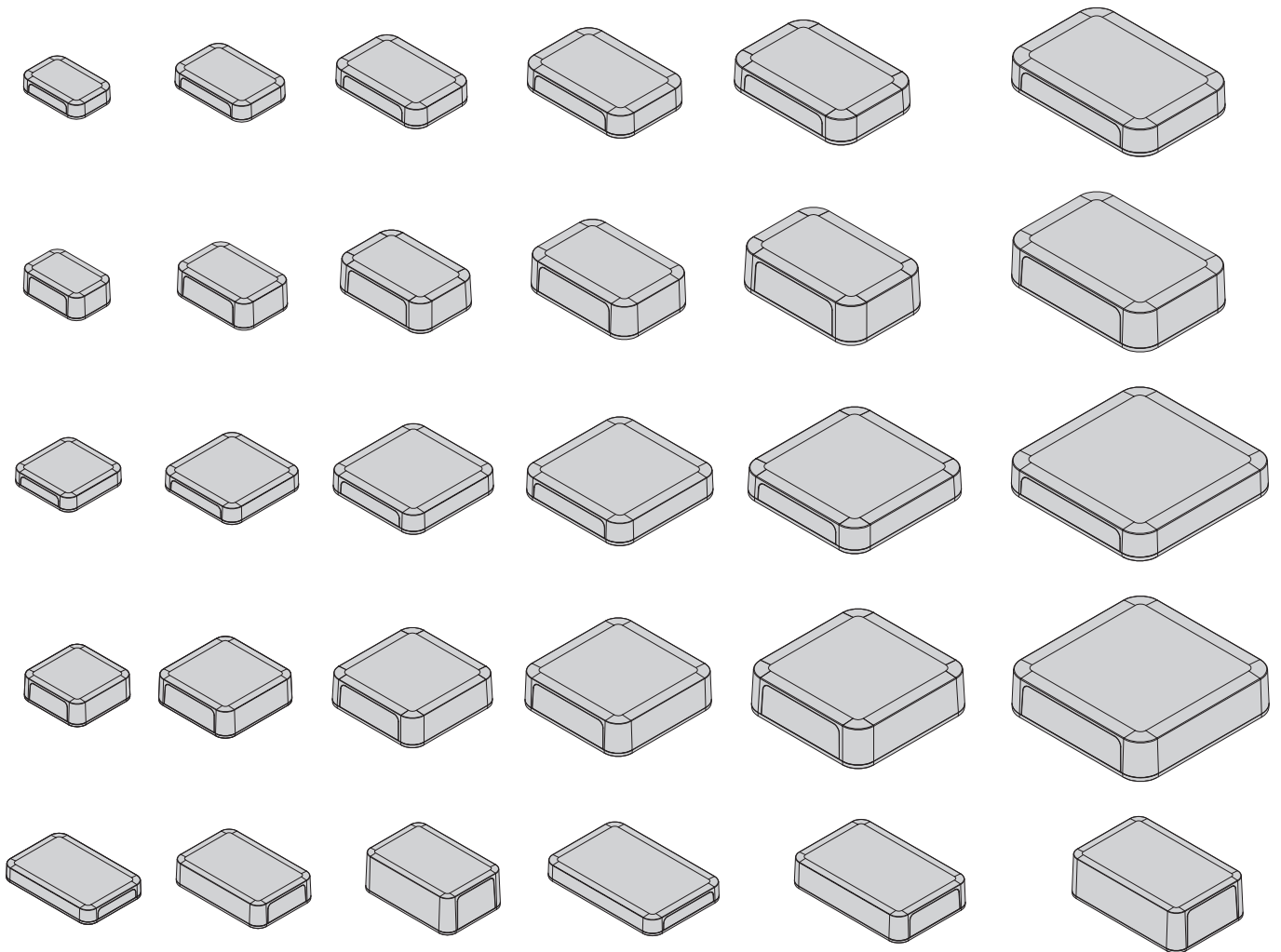


PF SERIES FLAT NETWORK CASE

Huge selection, 36 different sizes are now available.

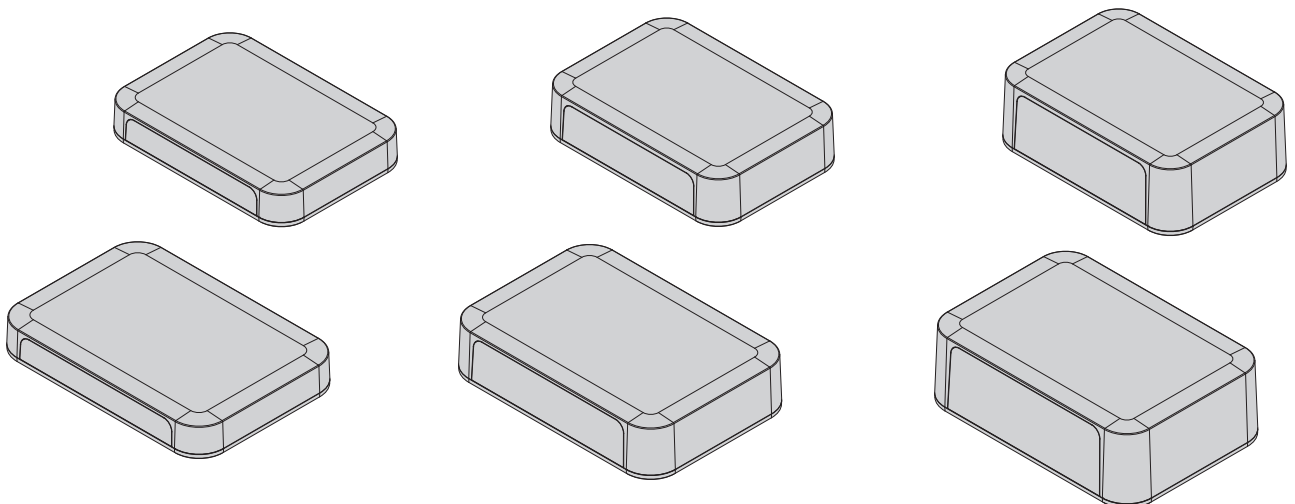
Suitable for IOT device, Data transmitter and receiver, access point.

From 100 x 67 x 22.5 to 320 x 225 x 100mm.



.....

New sizes



APPLICATION EXAMPLE

USB-HUB

Product by MT-planning, Ltd. (Japan)
website : mt-planning.com



USB HEMODYNAMIC RESEARCH DEVICE



Product by Cardiovascular Engineering, Inc. (USA)
website : cardiovascularengineering.com

WIRELESS HOME ELECTRONICS CONTROLLER

Product by AR SMART SAS (Colombia)
Website : ar-smart.co



iCONSE-T IOT and SENSOR NETWORK TRAINING SYSTEM

Product by Benchmark Electronic Systems (India)
website : iconse-t.com



GSM MODULE

Product by Elmar Electronic d.o.o. (Croatia)
Website : elmar-el.hr



TOUCH PANEL CONTROLLER

Product by Elmar Electronic d.o.o. (Croatia)
Website : elmar-el.hr



WIRELESS NETWORK DATA LOGGER

Product by SensingWinTech Co.,Ltd. (Japan)
Website : sensingwintech.com



ADVANCED TRIGGER STATION

Product by BrainTrends (Italy)
Website : braintrends.it





Technical Data
Protection class: IP40
Operating temperature: -10°C ~ +60°C



- Flat designed plastic case with detachable panels.
- Made of flame-resistant ABS UL94V-0, and available in off-white and dark gray color.
- 6 new sizes added for a total of 36 different sizes available for selection.
- Equipped with built-in bosses for PCB mounting.
- Suitable for Wi-Fi access point, measuring equipment, controller or various other applications for desktop, wall mounting use and so on.

Components

No.	Part name	Pcs	Material	Color / Finish
1	Top cover	1	ABS UL94V-0	Off-white • Dark gray
2	Bottom base	1	ABS UL94V-0	Off-white • Dark gray
3	Panel	2	ABS UL94V-0	Off-white • Dark gray
4	Self-tapping screw	4	Steel	Nickel plated
5	Rubber feet	4	Elastomer	Dark gray

Accessories (Optional parts)



Tilt leg
TLW series See page 24



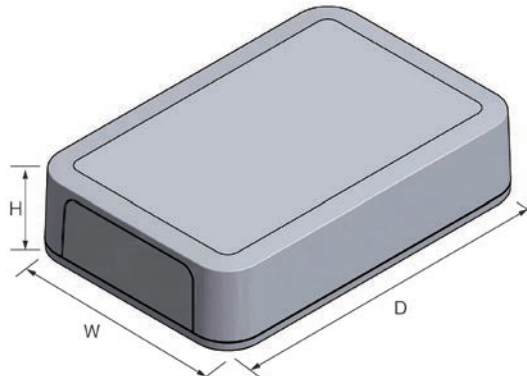
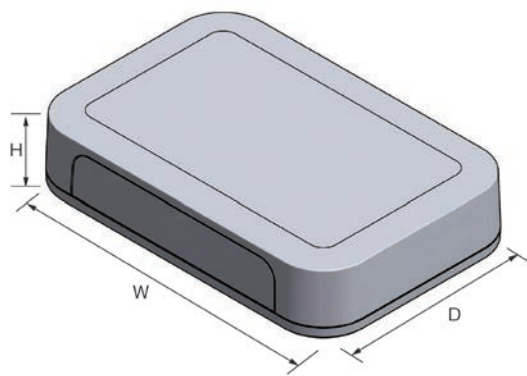
PCB mounting screw
EM series See page 26



Tapping standoff
TPS series See page 26



Suspension bracket
WM series See page 25



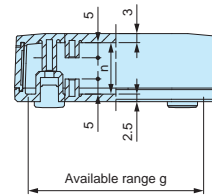
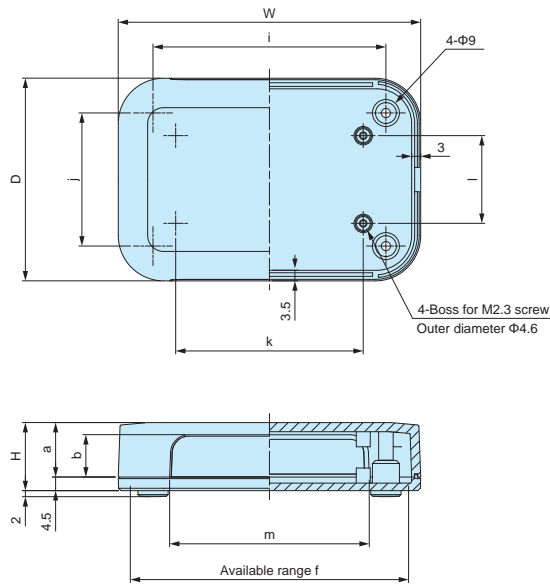
Product no. / Dimensions

※ H dimension is not inclusive of rubber feet. (Rubber feet height = 2mm)

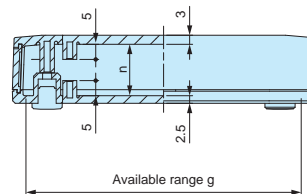
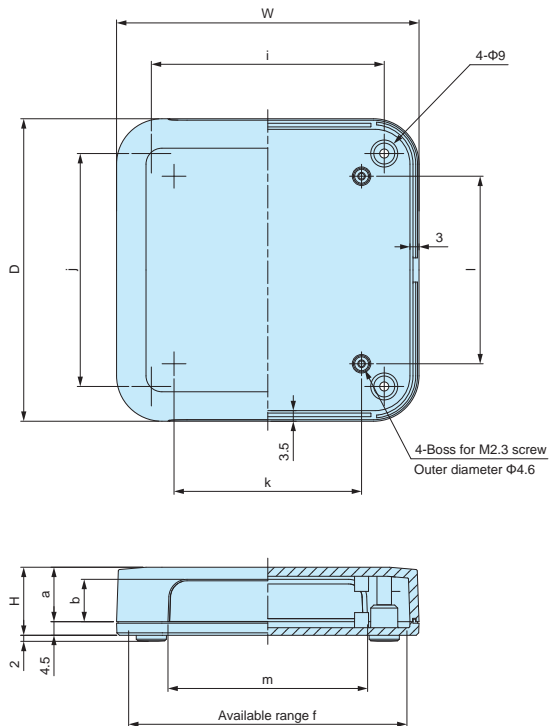
Product no.		Dimensions			Screw	Weight (g)
● Off-white	● Dark gray	W	H	D		
PF10- 2- 7W	PF10- 2- 7D	100	22.5	67	M2.5-8 x 4 pcs	60
PF10- 2-10W	PF10- 2-10D	100	22.5	100	M2.5-8 x 4 pcs	82.9
PF10- 2-15W	PF10- 2-15D	100	22.5	150	M2.5-8 x 4 pcs	120.2
PF10- 4- 7W	PF10- 4- 7D	100	35	67	M2.5-8 x 4 pcs	65
PF10- 4-10W	PF10- 4-10D	100	35	100	M2.5-8 x 4 pcs	97.1
PF10- 4-15W	PF10- 4-15D	100	35	150	M2.5-8 x 4 pcs	132.6
PF10- 6-15W	PF10- 6-15D	100	55	150	M2.5-8 x 4 pcs	169.1
PF13- 3- 9W	PF13- 3- 9D	125	25	85	M2.5-8 x 4 pcs	90.8
PF13- 3-13W	PF13- 3-13D	125	25	125	M2.5-8 x 4 pcs	127.5
PF13- 3-19W	PF13- 3-19D	125	25	190	M2.5-8 x 4 pcs	186.8
PF13- 4- 9W	PF13- 4- 9D	125	40	85	M2.5-8 x 4 pcs	108.4
PF13- 4-13W	PF13- 4-13D	125	40	125	M2.5-8 x 4 pcs	151.4
PF13- 4-19W	PF13- 4-19D	125	40	190	M2.5-8 x 4 pcs	214.9
PF13- 6-19W	PF13- 6-19D	125	60	190	M2.5-8 x 4 pcs	250.4
PF15- 3-10W	PF15- 3-10D	150	30	100	M2.5-8 x 4 pcs	145.5
PF15- 3-15W	PF15- 3-15D	150	30	150	M2.5-8 x 4 pcs	207.5
PF15- 5-10W	PF15- 5-10D	150	45	100	M2.5-8 x 4 pcs	166
PF15- 5-15W	PF15- 5-15D	150	45	150	M2.5-8 x 4 pcs	233.5
PF18- 4-12W	PF18- 4-12D	175	35	120	M2.5-8 x 4 pcs	188.7
PF18- 4-18W	PF18- 4-18D	175	35	175	M2.5-8 x 4 pcs	266.8
PF18- 5-12W	PF18- 5-12D	175	50	120	M2.5-8 x 4 pcs	213.6
PF18- 5-18W	PF18- 5-18D	175	50	175	M2.5-8 x 4 pcs	302.1
PF20- 4-13W	PF20- 4-13D	200	40	135	M3-8 x 4 pcs	264
PF20- 4-20W	PF20- 4-20D	200	40	200	M3-8 x 4 pcs	368.5
PF20- 6-13W	PF20- 6-13D	200	60	135	M3-8 x 4 pcs	302.5
PF20- 6-20W	PF20- 6-20D	200	60	200	M3-8 x 4 pcs	417
PF24- 4-17W	PF24- 4-17D	240	42.5	165	M3-8 x 4 pcs	370.4
PF24- 4-24W	PF24- 4-24D	240	42.5	240	M3-8 x 4 pcs	521.4
PF24- 6-17W	PF24- 6-17D	240	60	165	M3-8 x 4 pcs	408.8
PF24- 6-24W	PF24- 6-24D	240	60	240	M3-8 x 4 pcs	568.7
NEW PF28- 5-20W	NEW PF28- 5-20D	280	45	200	M3-8 x 4 pcs	536.9
NEW PF28- 7-20W	NEW PF28- 7-20D	280	65	200	M3-8 x 4 pcs	601.1
NEW PF28- 9-20W	NEW PF28- 9-20D	280	90	200	M3-8 x 4 pcs	677.6
NEW PF32- 5-23W	NEW PF32- 5-23D	320	45	225	M3-8 x 4 pcs	681.1
NEW PF32- 7-23W	NEW PF32- 7-23D	320	70	225	M3-8 x 4 pcs	764.4
NEW PF32-10-23W	NEW PF32-10-23D	320	100	225	M3-8 x 4 pcs	859.4

PF dimensions

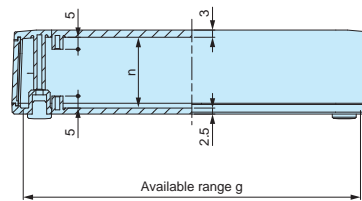
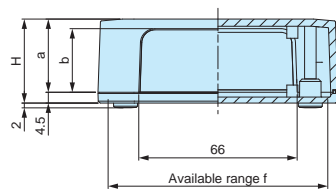
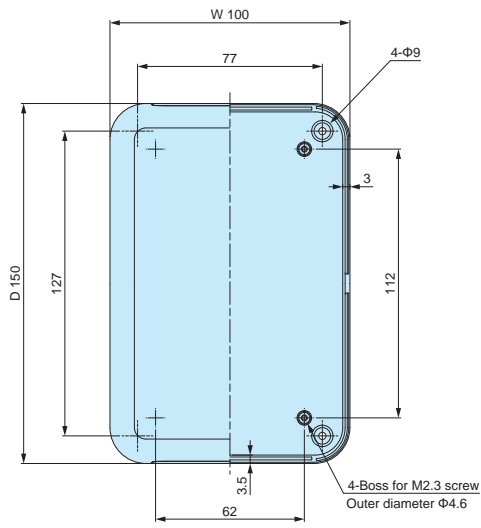
■ DXF/DWG/PDF drawings available on our website.



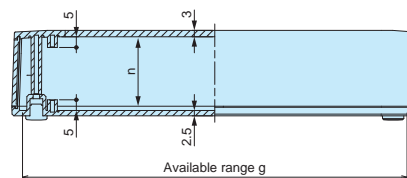
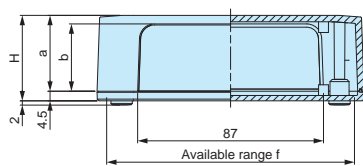
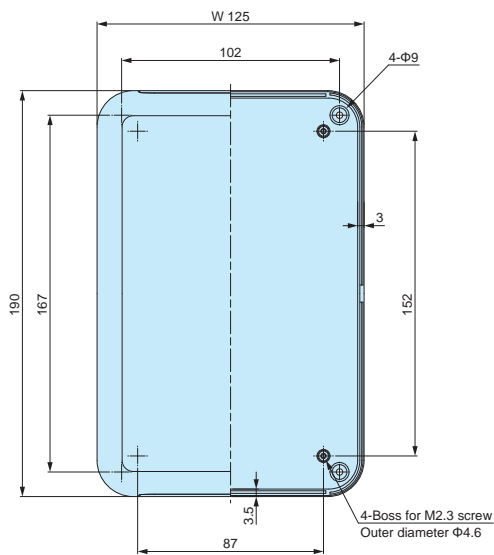
Product no.	W	H	D	a	b	f	g	i	j	k	l	m	n
PF10-2-7□	100	22.5	67	18	14	92	58	77	44	62	29	66	17
PF10-4-7□	100	35	67	30.5	26.5	91	57	77	44	62	29	66	29.5
PF13-3-9□	125	25	85	20.5	16.5	117	76	102	62	87	47	87	19.5
PF13-4-9□	125	40	85	35.5	31.5	116	75	102	62	87	47	87	34.5



Product no.	W	H	D	a	b	f	g	i	j	k	l	m	n
PF10-2-10□	100	22.5	100	18	14	92	91	77	77	62	62	66	17
PF10-4-10□	100	35	100	30.5	26.5	91	90	77	77	62	62	66	29.5
PF13-3-13□	125	25	125	20.5	16.5	117	116	102	102	87	87	87	19.5
PF13-4-13□	125	40	125	35.5	31.5	116	115	102	102	87	87	87	34.5

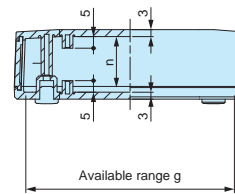
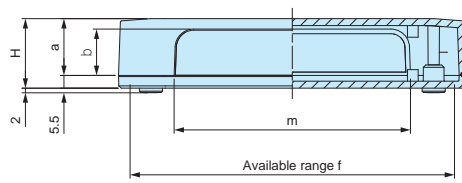
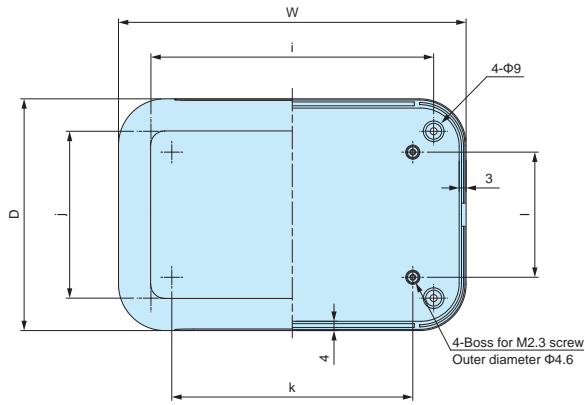


Product no.	W	H	D	a	b	f	g	n
PF10-2-15□	100	22.5	150	18	14	92	141	17
PF10-4-15□	100	35	150	30.5	26.5	91	140	29.5
PF10-6-15□	100	55	150	50.5	46.5	90	139	49.5

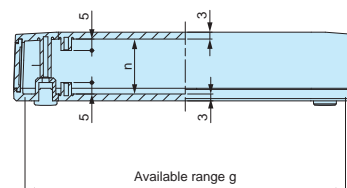
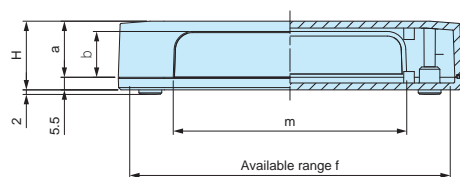
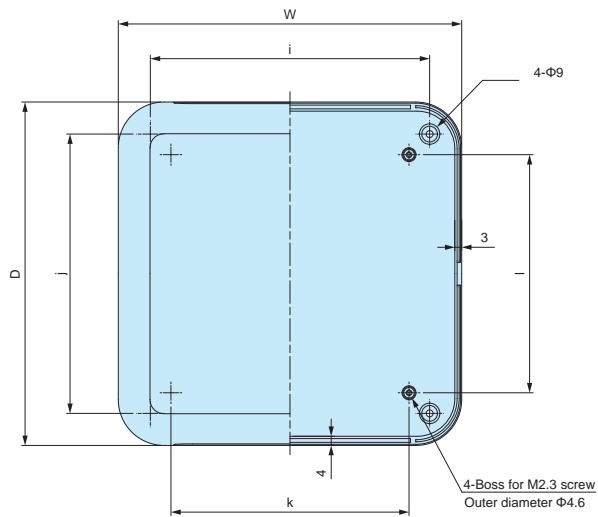


Product no.	W	H	D	a	b	f	g	n
PF13-3-19□	125	25	190	20.5	16.5	117	181	19.5
PF13-4-19□	125	40	190	35.5	31.5	116	180	34.5
PF13-6-19□	125	60	190	55.5	51.5	115	179	54.5

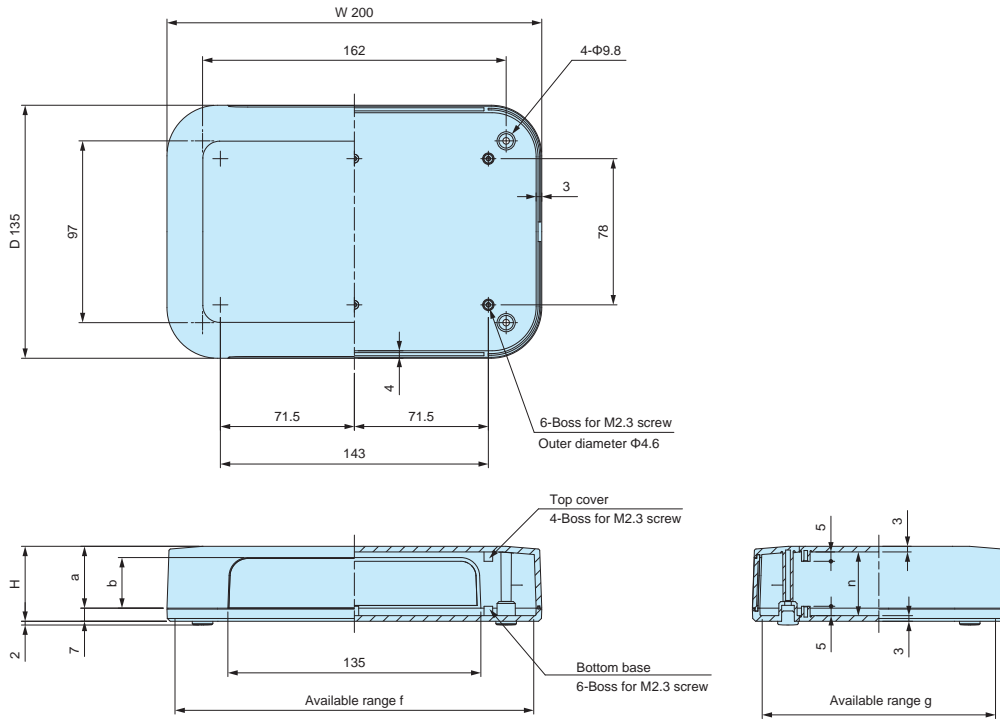
■ DXF/DWG/PDF drawings available on our website.



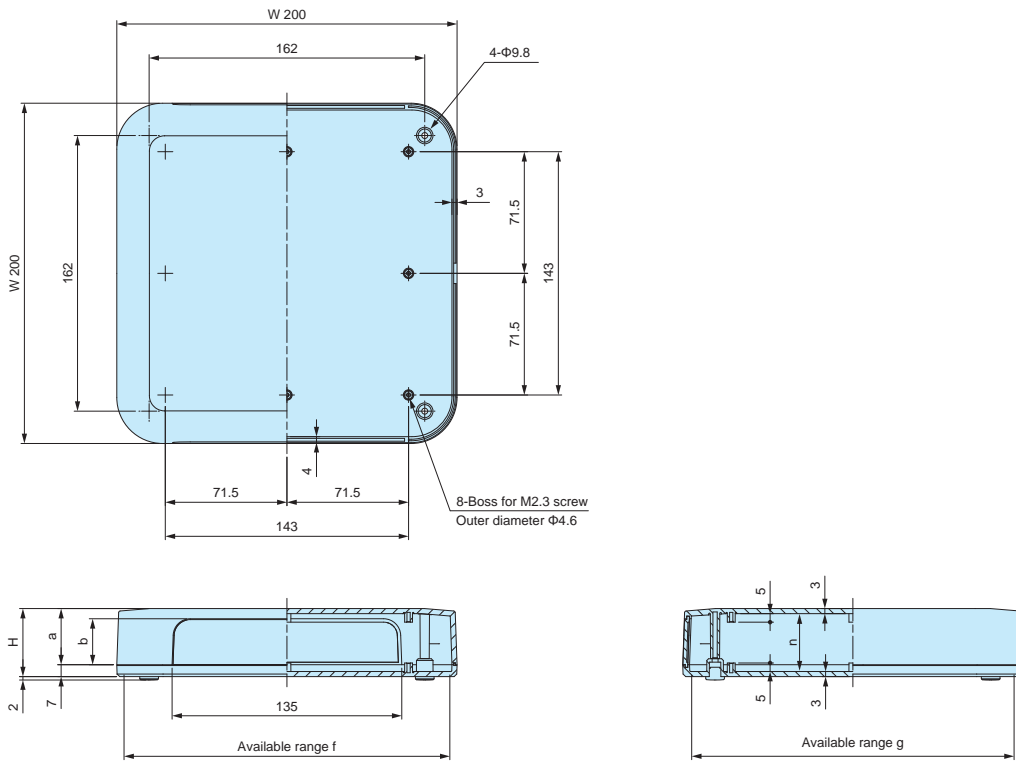
Product no.	W	H	D	a	b	f	g	i	j	k	l	m	n
PF15-3-10□	150	30	100	24.5	20	142	90	122	72	104	54	102	24
PF15-5-10□	150	45	100	39.5	35	141	89	122	72	104	54	102	39
PF18-4-12□	175	35	120	29	24	166	110	142	87	124	69	123	29
PF18-5-12□	175	50	120	44	39	165	109	142	87	124	69	123	44



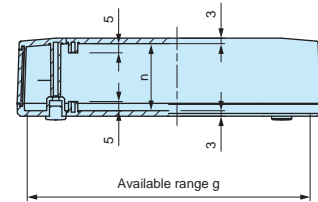
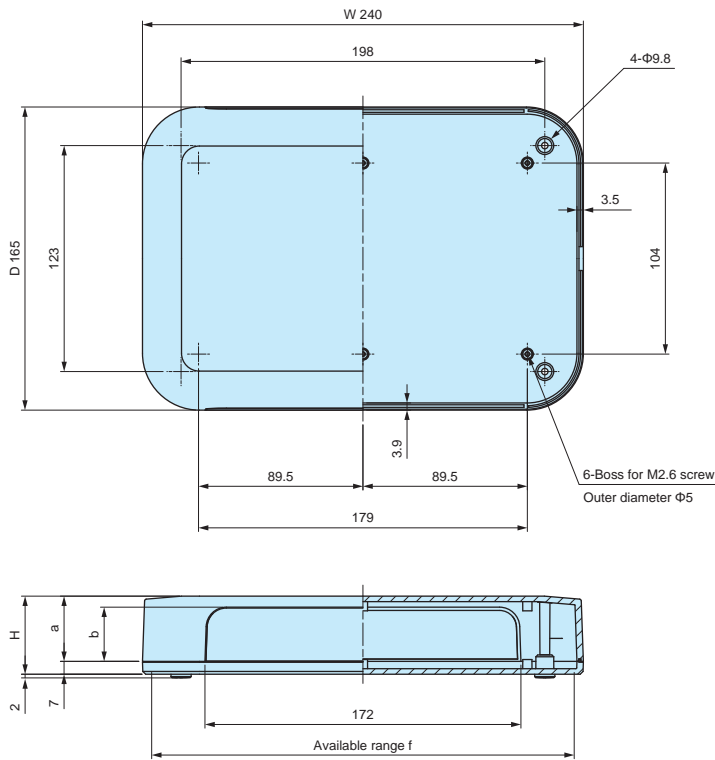
Product no.	W	H	D	a	b	f	g	i	j	k	l	m	n
PF15-3-15□	150	30	150	24.5	20	142	140	122	122	104	104	102	24
PF15-5-15□	150	45	150	39.5	35	141	139	122	122	104	104	102	39
PF18-4-18□	175	35	175	29	24	166	165	142	142	124	124	123	29
PF18-5-18□	175	50	175	44	39	165	164	142	142	124	124	123	44



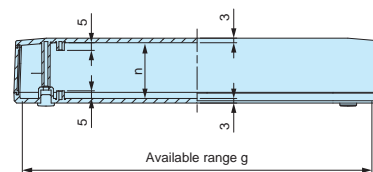
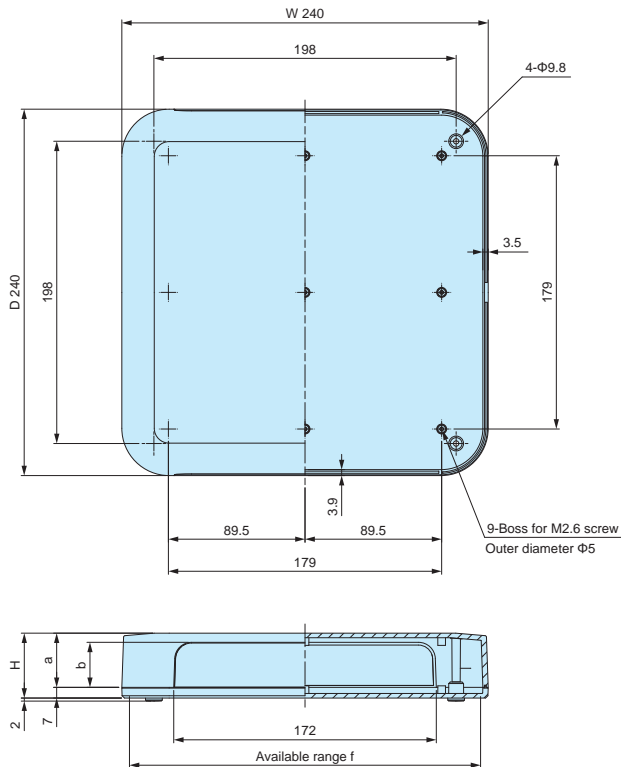
Product no.	W	H	D	a	b	f	g	n
PF20-4-13□	200	40	135	33	27	191.5	124.5	34
PF20-6-13□	200	60	135	53	47	190	123	54



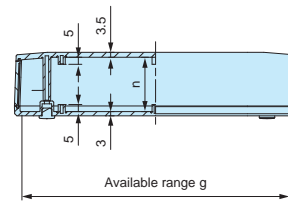
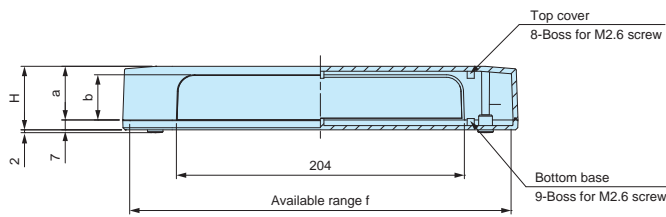
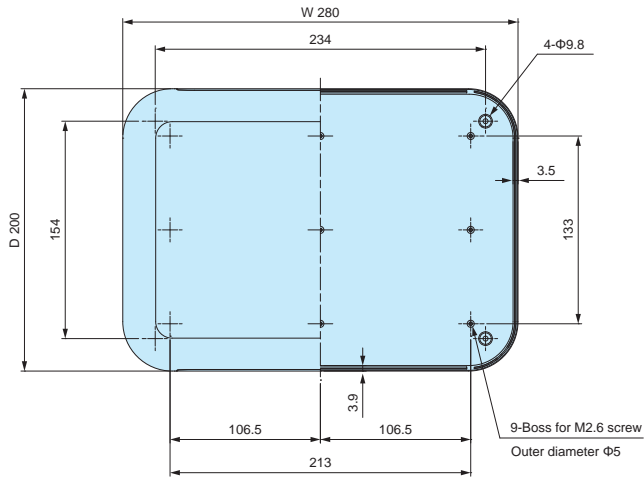
Product no.	W	H	D	a	b	f	g	n
PF20-4-20□	200	40	200	33	27	191.5	189.5	34
PF20-6-20□	200	60	200	53	47	190	188	54



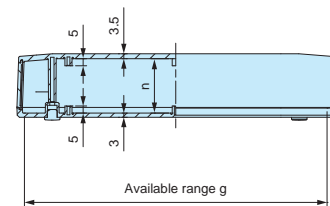
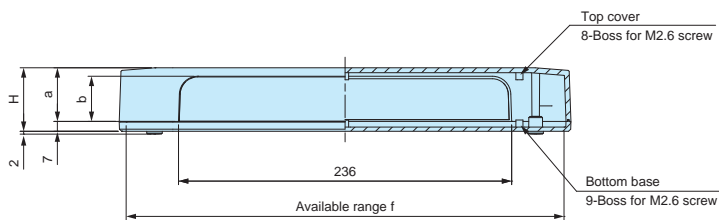
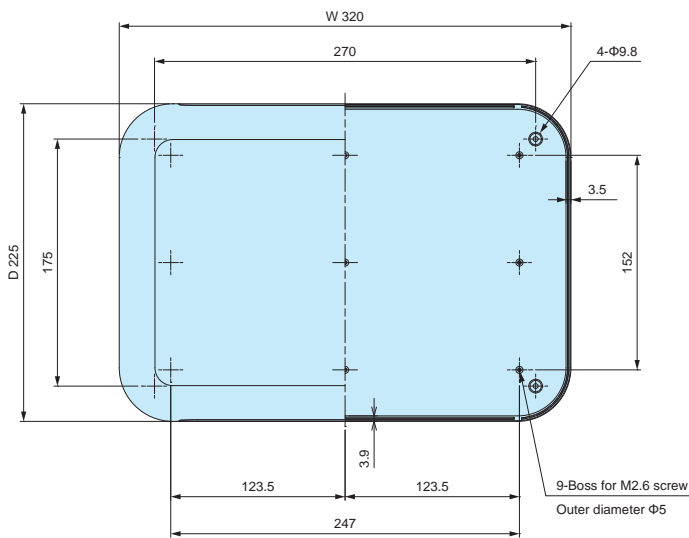
Product no.	W	H	D	a	b	f	g	n
PF24-4-17□	240	42.5	165	35.5	29.5	230	154	36.5
PF24-6-17□	240	60	165	53	47	229	153	54



Product no.	W	H	D	a	b	f	g	n
PF24-4-24□	240	42.5	240	35.5	29.5	230	229	36.5
PF24-6-24□	240	60	240	53	47	229	228	54



Product no.	W	H	D	a	b	f	g	n
PF28-5-20□	280	45	200	38	32	269.5	189	38.5
PF28-7-20□	280	65	200	58	50	268.5	187.5	58.5
PF28-9-20□	280	90	200	83	75	266.5	185.5	83.5



Product no.	W	H	D	a	b	f	g	n
PF32- 5-23□	320	45	225	38	32	309.5	214	38.5
PF32- 7-23□	320	70	225	63	57	308	212	63.5
PF32-10-23□	320	100	225	93	87	306	210	93.5



TLW SERIES TILT LEG



APPLICATION EXAMPLE

Technical Data
Max load : 7kg

- New tilt leg with eye catching colors and rounded design.
- Non-slip design with Elastomer (TPE) pad.
- Available in 3 different color patterns.

Components

No.	Part name	Pcs	Material	Color / Finish
1	Front foot	2	PC + ABS UL94V-0	Black : Black • Navy : Gray • Light gray : Gray
2	Rear foot	2	PC + ABS UL94V-0	Black : Black • Navy : Gray • Light gray : Gray
-	Screw	4	Steel M3-6	Black trivalent chromate

- Nuts for M3-6 screws included

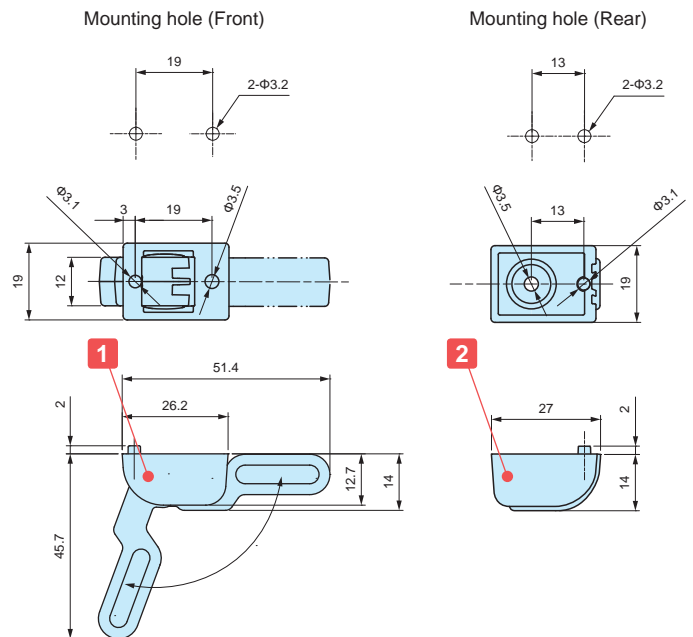
Product no.

Product no.	Color (plastic)	Color (TPE)
TLW-46BB	Black	Black
TLW-46NG	Navy	Gray
TLW-46LG	Light gray	Gray

- TLW tilt leg can be used in various applications.



APPLICATION EXAMPLE



WM SERIES

SUSPENSION BRACKET

How to install

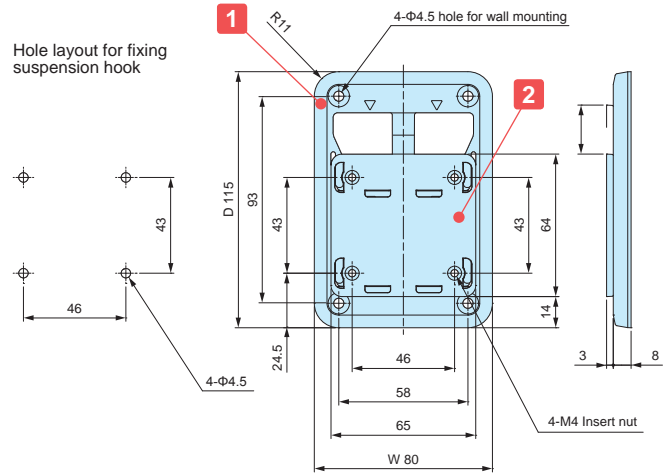
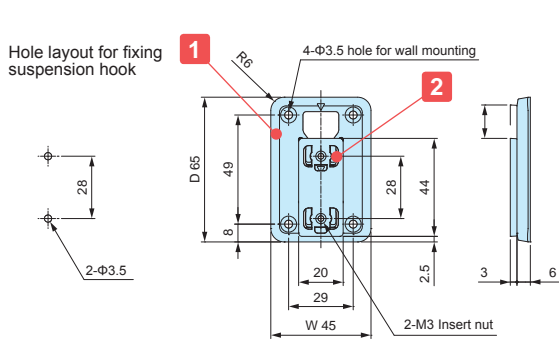


- Plastic wall mounting bracket. Easy attachment and removal.
 - Large and small brackets are available.
 - Applicable not only for the PF series, but also other plastic/metal enclosures with a panel thickness of 0.8 ~ 3.5mm.
 - To attach the suspension hook onto the enclosure, hole milling is required.
-
- The max load values listed are static load values only. Use caution when handling.
 - Please be aware of the insertion direction of the suspension hook against the mounting base when attaching.

Technical Data
Max load : 2 kg - WM-1 5 kg - WM-2

WM-1

WM-2



■ DXF/DWG/PDF drawings available on our website.

Components

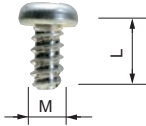
No.	Part name	Pcs	Material	Color / Finish
1	Mounting base	1	PC + ABS UL94HB	Off-white • Dark gray
2	Suspension hook	1	PC + ABS UL94HB	Off-white • Dark gray
-	Insert nut	2 / 4	Brass	Unfinished
-	Screw	2	M3-8 Steel binding = WM-1	Nickel plated
-	Screw	4	M4-8 Steel binding = WM-2	Nickel plated

Product no. / Dimensions

Product no.		Dimensions		Mountable thickness	Weight (g)
● Off-white	● Dark gray	W	D		
WM-1W	WM-1D	45	65	t0.8 ~ t3.5	11.5
WM-2W	WM-2D	80	115	t0.8 ~ t3.5	48

EM SERIES

PCB MOUNTING SCREW



■ Self-tapping screws for mounting PCB on bosses or standoffs.

Product no. / Dimensions

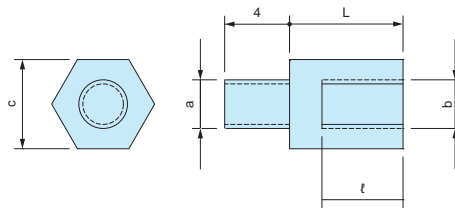
Product no.	M	L	Material	Finish	Suitable enclosures	Pack of
EM-2.3	2.3	6	Steel	Trivalent chromate	LCE PF • PFF • PFE (M2.3 size)	50
EM-2.6	2.6	6	Steel	Trivalent chromate	PF • PFF (M2.6 size)	50

TPS SERIES

TAPPING STANDOFF



■ Tapping screw head allows for easy installation onto existing enclosure boss mount.



Product no. / Dimensions

■ Material / Finish : Brass / Unfinished

Product no.	Screw size (a)	Screw size (b)	c	L	ℓ	Pack of	Suitable enclosures
TPS-M2.3-4	M2.3	M2.3	5	4	3	4	PF series (M2.3 size) PFF series (M2.3 size) PFE series LCE series
TPS-M2.3-5	M2.3	M2.3	5	5	3	4	
TPS-M2.3-6	M2.3	M2.3	5	6	4	4	
TPS-M2.3-7	M2.3	M2.3	5	7	5	4	
TPS-M2.3-8	M2.3	M2.3	5	8	6	4	
TPS-M2.3-10	M2.3	M2.3	5	10	6	4	
TPS-M2.3-12	M2.3	M2.3	5	12	6	4	
TPS-M2.6-4	M2.6	M2.6	5	4	3	4	PF series (M2.6 size) PFF series (M2.6 size)
TPS-M2.6-5	M2.6	M2.6	5	5	3	4	
TPS-M2.6-7	M2.6	M2.6	5	7	5	4	
TPS-M2.6-10	M2.6	M2.6	5	10	6	4	
TPS-M2.6-12	M2.6	M2.6	5	12	6	4	



■ Please use a suitably sized driver to both secure and loosen the tapping standoff.

Customization on Plastic Enclosures

High Speed Machining



Full Color Digital Inkjet Printing



www.takachi-enclosure.com

TAKACHI ELECTRONICS ENCLOSURE CO., LTD
3-21-16 Higashi-ryoke, Kawaguchi, Saitama
332-0003, JAPAN

Tel. +81-48-222-5409
sales@takachi-el.co.jp

● All products are EU RoHS 6 compatible.