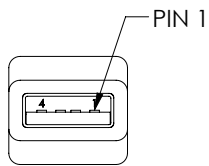
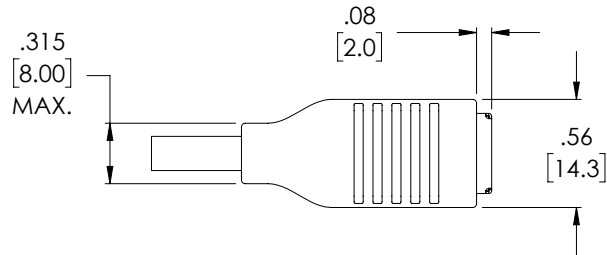
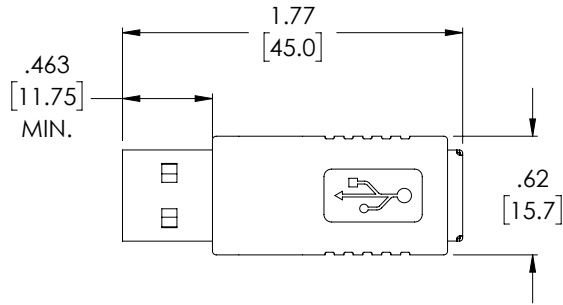
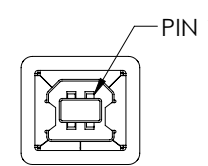


THE INFORMATION CONTAINED IN THIS DRAWING IS THE SOLE PROPERTY OF L-COM, INC. ANY REPRODUCTION IN PART OR WHOLE WITHOUT THE WRITTEN PERMISSION OF L-COM, INC. IS PROHIBITED.

REVISIONS			
REV	DESCRIPTION	DATE	APPROVED
A	REV A DRAWING RELEASED	01/18/2019	SLI



"P1"
USB 2.0 TYPE A PLUG
CONTACTS: 30μ INCHES
GOLD PLATING



"J1"
USB 2.0 TYPE B RECEPTACLE
CONTACTS: 30μ INCHES
GOLD PLATING



PVC MOLDED HOOD
WITH 360° FOIL SHIELD
COLOR: BLACK

WIRING MAP	
"P1"	"J1"
1	1
2	2
3	3
4	4
SHELL	SHELL

NOTES:

- ADAPTER SHALL BE TESTED FOR CONTINUITY.
- ADAPTER SHALL BE INDIVIDUALLY PACKAGED IN ACCORDANCE WITH L-COM SPECIFICATION PS-0031.

REGULATORY COMPLIANCE:
CE2011/65/EU (RoHS DIRECTIVE)

UNLESS OTHERWISE SPECIFIED, DIMENSIONS ARE IN INCHES [mm] OVERALL CABLE LENGTH TOLERANCE: ≤12 [305] = +1 [25] / -0 >12 [305] ≤60 [1524] = +2 [51] / -0 >60 [1524] ≤120 [3048] = +4 [102] / -0 >120 [3048] ≤300 [7620] = +6 [152] / -0 >300 [7620] = +5% / -0% ALL OTHER DIMENSIONAL TOLERANCES: .X = ± .2 [5.08] .XX = ± .02 [5.1] .XXX = ± .005 [1.3]	APPROVALS	DATE		50 HIGH STREET NORTH ANDOVER, MA 01845	
	DRAWN BY SLI	08/20/2018			CATEGORY USB
	CHECKED BY BZHANG	08/20/2018			
	APPROVED BY SPAN	08/20/2018			
PROJECTION 	CONFIGURATION DETAILS OF UNDIMENSIONED FEATURES MAY VARY	PRODUCT DESCRIPTION ADPT, USB 2.0 A-M/B-F			
	COLOR VARIATIONS MAY OCCUR	SIZE A	FSCM NO. 43321	DWG. NO. U2C00040	REV. A
		SCALE: NONE	CAD FILE: U2C00040.SLDDRW	SHEET 1 OF 1	