



BESSEY Clamping- and Cutting Technology

# Complete catalogue 2006/2007



Simply better.



## Best Clamping- and Cutting Technology since 1889.

"One, who stops improving himself, has already ceased to be good" – we behave and work as per this guiding principle of Max Bessey, the founder of our company. Again and again. Over 100 years already. Simply go and see for yourself: An overview of our entire range of products – and services is given in the following pages. Be it clamping – or cutting technology, get hooked on to incomparably innovative solutions with the proven BESSEY quality.

Make the most of our innovative edge owing to the most innovative ideas and highest quality. And experience why the following still holds true in our industry: **"BESSEY. Simply better."**





## Features of BESSEY products

You can identify the individual performance features of BESSEY products with the help of assigned symbols. The complete overview unfolds here!

### General information

№  
Order -No.

⚖  
Weight

📦  
Packaging unit

We request you to place your orders in packaging units. The BESSEY Product Development Department reserves the right for technical alterations. Errors and omissions excepted – to the best of our knowledge the information supplied is accurate.

### Clamping technology

🪵  
Wood

🔩  
Steel

📦  
Plastic

🍷  
Glass

← a →  
opening

← b →  
throat depth

← x →  
rail

⚙  
Clamping force

🔗  
Cohesion

∅  
Diameter

∠  
Angle

⌀  
Hole dia

🔩  
Fixing screw hole dia

≡  
Jaw width

≡  
Jaw height

≡  
Jaw length

**Caution!** Clamping tools are not suitable for lifting, pulling or transporting. Improper use may lead to personal injuries – or material damages. They should only be clamped manually without using any auxiliary tools.

### Cutting Technology

← a →  
Overall length



Continuous, straight and curved cuts, right



Continuous, straight and curved cuts, left

← b →  
Blade length



Short, straight and narrow curved cuts, right



Short, straight and narrow curved cuts, left

🟡 HSS/TiN-coated



Continuous, straight cuts

🟣 HSS



Short, straight cuts, notch

🔴 Special High grade steel

🔵 High grade steel



Circular cuts

🟢 Quality steel

L = Left cut design (refer to page 92 as well)  
SB = On carded hang pack

Standard tin snips with a rocker spring, available on request.

**Caution!** Always wear protective goggles and gloves while working. Sheared parts may injure the workers and bystanders. Disconnect the power supply while working on electrical devices, else there is a risk of an electric shock. Move the snips in the cutting direction away from your body. Only use original-spare parts whenever required. Tools should only be used manually without using any auxiliary tools. Improper use may lead to personal injuries – or material damages.

# BESSEY. Simply better.





### Most innovative ideas

Our company has been setting new benchmarks in the field of clamping- and cutting technology since its inception in the year 1889. Based on our expertise in development, we have been working on new and innovative ideas and for their continuous improvement. We invent and perfect the patented brands in our plant in Bietigheim, which often become models for an entire generation of clamping- and cutting tools.

Often copied, but never matched: This applies to, e.g. Original BESSEY malleable cast iron-screw clamps that are being used in the unmodified form since 1936. Or even to the Original BESSEY all-steel-screw clamps that were patented in 1952 and recently acted as a model for the new OMEGA-screw clamps.

The same applies to our Erdi metal snips that are most popular in the market. After the integration of Diener Werkzeugfabrik GmbH, established in 1923, into the BESSEY Group, high-performance snips with HSS-edges or High-tech-products like the new Aramid-shears, which provide you with excellent cutting performance and permanent safety, are the classic examples for innovative products by BESSEY cutting technology.

**Technological edge due to innovative ideas and highest quality makes the BESSEY brand unique.**



# BESSEY. Simply better.


## Highest quality

Our fundamental principle: BESSEY brands have been manufactured for constant loads, and not for temporary ones. As against the comparable products of our competitors, we have distinguished ourselves and earned the respect of customers for decades owing to our unrivalled quality.

Our brands are traditionally manufactured using the highest quality materials, from Original BESSEY precision steel from the in-house steeldrawing works to fibreglass-reinforced polyamide or magnesium. Moreover, all components are personally checked by our experienced technicians and developers. The most advanced inspection procedures and testing methods, specially developed software as well as strict functional – and durability tests of parts that are subjected to severe stresses pay off especially in this case. Especially for you as a customer in daily, practical use.

Besides, we always guarantee you maximum comfort, safety, user-friendliness and ergonomics. Numerous certificates as well as longstanding partners and customers in more than 100 countries all over the world are the best proof. However, we request you to test the same practically.

**Functionality, precision and durability reflect the best BESSEY quality.**



**All BESSEY products are traditionally manufactured using the highest quality materials.**



# BESSEY. Simply better.

Experienced technicians and developers personally check every BESSEY product.



## Wide range of products and services

While browsing through this catalogue, you will observe that: BESSEY always offers you the best solution for all your tasks and applications. In clamping- as well as cutting technology. Owing to our unique and wide range of products and services. Customised as per your special requirements and needs. From rigid to flexible clamping, from curved to straight cutting. From heavy duty clamps to light lever clamps, from delicate Jewellers' snips to robust bolt cutters. Since all wishes are fulfilled – you can work more quickly, neatly, safely and precisely in future.

## Personal Service

Reliability, confidence and sense of responsibility are the backbone of our partnership with the environment and customers. BESSEY has distinguished itself as an extremely service-oriented and futuristic company. For a long time, we have been working towards manufacturing exclusive and practical brands that will simplify your life considerably. Today – as well as tomorrow. Of late, we have started supporting our trading partners with comprehensive product training programs in a personal and informal atmosphere. Directly on-site in Bietigheim, in our in-house training centre. This is clearly a complete partnership.



Longstanding global partners and customers in more than 100 countries have faith in the best BESSEY quality.





**BESSEY Clamping Technology**

## **Product-range 2006/2007**

Technological edge thanks to the most innovative ideas and highest quality

You can find all information regarding clamping and spreading in the subsequent pages in a structured and lucid manner. From Original BESSEY malleable

cast iron-screw clamps to the practical clamp trolley. And you will observe that BESSEY always offers you the best solution for all your tasks and applications. Enjoy browsing through!



# Table of contents

**16–21 Malleable cast iron screw clamps**

Malleable cast iron screw clamp **TG**  
 – with BESSEY Best-Comfort-System  
 – with tried-and-tested wooden handle

Heavy duty malleable cast iron screw clamp **TGK**  
 – with BESSEY Best-Comfort-System  
 – with tried-and-tested wooden handle

Deep throat clamp **TGNT**  
 – with tried-and-tested wooden handle

**22–25 All-steel screw clamps**

All-steel screw clamp **GZ**  
 – with BESSEY Best-Comfort-System  
 – with tried-and-tested wooden handle

**26–29 OMEGA screw clamps**

OMEGA screw clamp **GMZ**  
 – with BESSEY Best-Comfort-System

**30–33 Body clamps and area pressure clamps**

UniKlump **UK**

K-Body clamp **K**

Framing Set **KP**

Area pressure clamps **FK**

**34–37 One-handed clamps**

DuoKlump **DUO**

One-handed clamp **EHZ**  
 – with 2-component handle  
 – with tried-and-tested wooden handle

**38–43 Lightweight clamps**

KliKlump **KLI**

Wood Klemmy **HKL**

Die-cast screw clamp **LM**

Aluminium mini clamp **AM**

Table clamp **TK**

Mini Vice **S 10**

**44–45 Spring clamps**

VarioClippix **XV**

Clippix **XC**

**46–47 Edge clamps**

One-handed edge clamp **EKT**

Edge clamp **KT**

C-frame edge clamp **KT**

**48–49 Band clamps**

Band clamp **BAN**

Vario corners **BVE**

**50–51 Angle and mitre clamps**

Angle clamp **WS**

Mitre clamp **GS**

Irregular angle clamp **ES**

Mitre clamp **NGB**

**52–53 Rafter clamps**

Rafter clamp **SPZ**

**54–57 Tools for assembly and installation**

Door frame clamp **TU**

Door frame straightening clamp **TFM**

Angle door frame straightening clamp **WTR**

Window installation clamp **FRK**

Sash clamp **TAN, TB, TC**

**58–59 Special flooring tools**

Flooring clamp **PVZ**

Spacer **PVA**

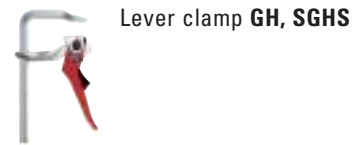
Flooring and clamping system **SVH**

Seaming tool **PS**

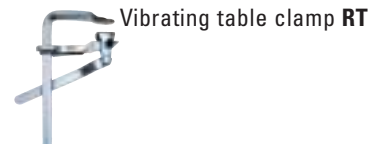


# Table of contents

**60–63 Lever clamps**

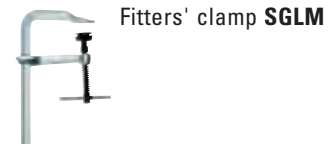


Lever clamp **GH, SGHS**

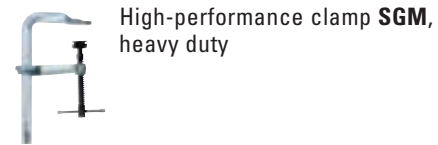


Vibrating table clamp **RT**

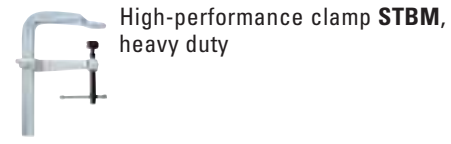
**64–67 High-performance clamps**



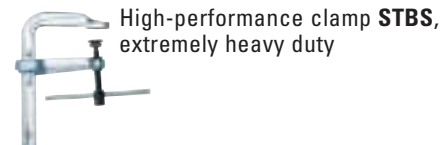
Fitters' clamp **SGLM**



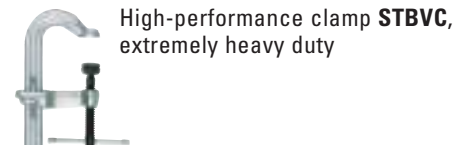
High-performance clamp **SGM**, heavy duty



High-performance clamp **STBM**, heavy duty




High-performance clamp **STBS**, extremely heavy duty



High-performance clamp **STBVC**, extremely heavy duty

**68–71 U-shaped clamps**

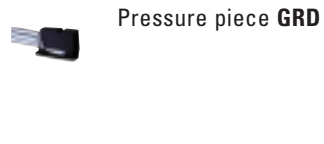


U-shaped clamp **GUZ, SGU, STBU, GUH**

**72–73 Claw clamps**



Claw clamp **GRA**



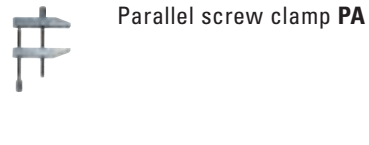
Pressure piece **GRD**

**74 C-clamps**



C-clamp **VC, SC, M**

**75 Parallel and pipe screw clamps**



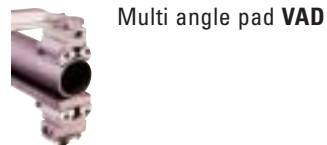
Parallel screw clamp **PA**



Pipe clamping set **RS**

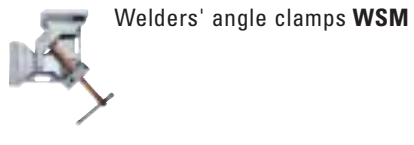


Pipe clamping set **RO**

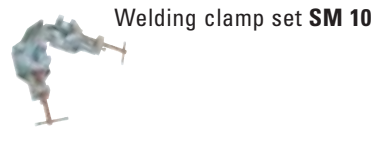


Multi angle pad **VAD**

**76–77 Metal angle clamps**




Welders' angle clamps **WSM**



Welding clamp set **SM 10**

**78–79 Grip pliers**



Parallel grip **GRZ**



C-grip **GRZC**

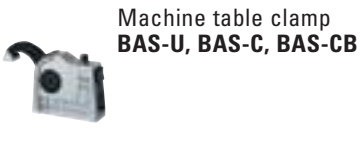


Variogrip **GRZV**




Pipe grip **GRZRO**

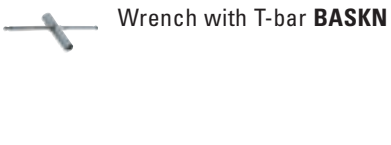
**80–83 Machine table clamps**



Machine table clamp **BAS-U, BAS-C, BAS-CB**



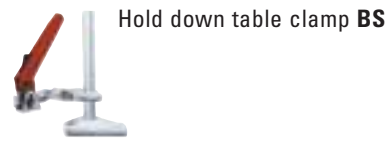
Base unit **BASO**



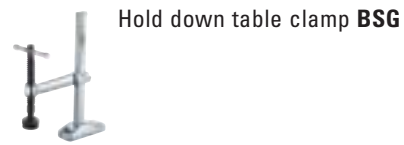
Wrench with T-bar **BASKN**



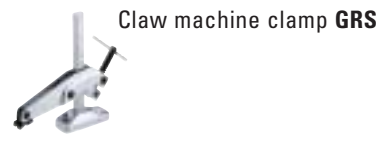
Jig & fixture clamp **SGS**



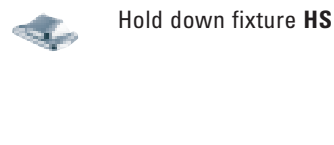
Hold down table clamp **BS**



Hold down table clamp **BSG**

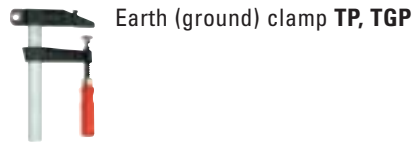


Claw machine clamp **GRS**

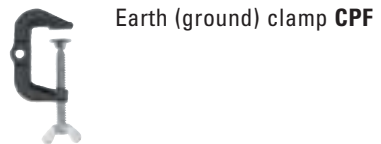


Hold down fixture **HS**

**83 Earth (ground) clamps**




Earth (ground) clamp **TP, TGP**



Earth (ground) clamp **CPF**

**84 Welding magnets**




Welders' magnetic square **CMS, BDMS, WMS**



Welders' magnetic ground clamps **MGC**

**84 Special magnets**




Belt clip **MBC**



Rod magnet **MPU**



Telescopic magnetic lever **MS**

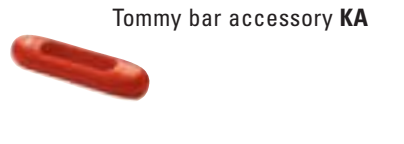


Flexible magnet **MBT**

**85–86 Accessories**



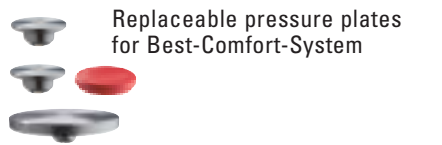
Pressure cap strips **SKS**



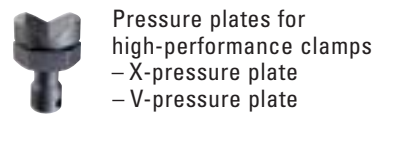
Tommy bar accessory **KA**



2K-handle

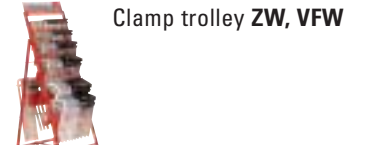


Replaceable pressure plates for Best-Comfort-System




Pressure plates for high-performance clamps  
– X-pressure plate  
– V-pressure plate

**87 Selling aids**



Clamp trolley **ZW, VFW**



Perforated panel accessories

**126–127 Alphabetic register**



# BESSEY Clamping Technology

## Orientation matrix

Product group																																
Catalogue page		18-20	19-21	21	31	32-33	33	34-35	36-37	40-41	42	42	44-45	46-47	48-49	50-53	54-56	58-59	22-25	26-29	60-63	66	67	67	67	67	68-71	76-77	78-79	80-83		
1. Materials	Wood - Wood	••••	••••	••	••••	••••	••••	••••	••••	••••	••••	••••	••••	••••	••••	••••	••••	•	••••	••••	••	•	•				•					
	Wood - Steel			•			•		••	•		•					••		••	••	•	•	•			•						
	Wood - Sensitive materials				••••			••••		••••	••••	•	••••	••••	••		••••	••														
	Wood - Plastic	••	•		••	••	••	••	••	••	••••	••••	••	••	••		••			••	••	•					•					
	Steel - Steel			•					••••	••••									•	••••	••••	••••	••••	••••	••••	••••	••••	••••	••••	••••	••••	
	Steel - Plastic								••••	••••										••••	••••	••					•					
	Plastic - Plastic	••			••	••	••	••	••••	•	••••	•	••	•	•			••	••••	•	•						•					
	Sensitive materials - Sensitive materials				••••			••••			••••	••••	•	••••				•	••													
2. Applications	Bonding operations	••••	••••	•	••	••••	••••	••••	••••	••••	••••	••••	••••	••••	••••	••		•	••••	••••	••••	•	•				••					
	Fixing operations	••••	••••	••••	••••	••••	••••	••••	••••	••••	••••	••••	••••	••••	••••	••••	••••		••	••••	••••	••	••••	••••	••••	••••	••••	••••	••••	••••	••••	
	Bonding operations using quick-hardening sizing agents	••••	••••		•	•	•	••	•	••	••	••	••	••	••	••	••			••	••	••						•				
	Bolting operations using wooden profiles	••	••	•	•	••	••	••	••	••	••	••	•			••	••			••	••	•					••					
	Bolting operations using metal profiles			••			••		••••											••••	••••	••••	••••	••••	••••	••••	••••	••••	••••	••••	•	
	Connecting ceiling rafters and wooden beams															••••																
	Connecting U-, T-, double-T-profiles																					••	••	••	••	••	••••	••	••			
	Welding operations		•	•						••										••••	••••	••••	••••	••••	••••	••••	••••	••••	••••	••••	••••	••
	Clamping sensitive surfaces	••			••••	••	••••	••••	••	••••	••••	••••	•	••	••	••••			••••			•	•	•	•	•						
	Aligning metal girders (vibrations)									•										•	••	••	••	••	••	••	••	••	••	••	••	
	Load safeguarding																					••••										
	Clamping onto the column-type drilling machine									•										•	•	••	•				••				••••	
	Clamping onto machine tables									•										•	•	••	•				•				••••	
	Clamping at a 90° angle				••••	••••	•	••••	••••								••											••••			••	
Clamping inclined surfaces						••••															••	••	••	••	••	•						
Clamping edge strips														••••								••	••	••	••	••	•					
Door- and window installation tools																	••••															
Special tools														••••	••••															••••		
3. Power	up to approximately 1.200 N clamping force							•		•	•																					
	up to approximately 2.000 N clamping force				•							•																				
	up to approximately 5.000 N clamping force	•				•	•		•										•	•												
	up to approximately 7.500 N clamping force		•	•																		•	•									
	up to approximately 12.000 N clamping force																						•								•	
	up to approximately 20.000 N clamping force																							•			•					
up to approximately 30.000 N clamping force																								•								
up to approximately 40.000 N clamping force																									•							



Malleable cast iron screw clamps

## Powerful, rigid clamping



### The inimitable classic

Often copied, never equalled: the original malleable cast iron screw clamps from BESSEY – the classic screw clamps dating back to 1936. Unmistakable, thanks to their unique high-quality profiled rail and their characteristic malleable cast

iron arms, serrated for reinforcement. The integrated BESSEY anti-slip system additionally ensures maximum safety. This is why the original BESSEY malleable cast iron screw clamps have proved so successful for so many years. And so ideal for all applications where powerful, rigid clamping is required. Try them out for yourself!

The screw clamp TGK – extremely stable, especially for high clamping pressures and wide openings.


The deep throat clamp TGNT – for large-scale jobs and throat depths of up to 500 mm.





Original BESSEY malleable cast iron screw clamp

## It's best to go for the BESSEY Best-Comfort-System



### Noticeably more comfortable

The choice is yours: The original BESSEY malleable cast iron screw clamp is available in two different designs. Either with the tried-and-tested wooden handle, or with the modern BESSEY Best-Comfort-System. The latter will allow you to complete tasks more effectively and with less fatigue. This is possible thanks to the high-quality 2-component symmetrical plastic handle, which has been especially developed for use with screw clamps. New pressure plates, which can be replaced without tools, add versatility to your clamp as well as making repairs quick & easy. Feel the difference!

### Your benefits at a glance:

- 1 Integrated BESSEY anti-slip system**  
Maximum safety is available with the integrated BESSEY anti-slip system, when clamping with a throat depth of 80 mm or more. A set screw that is molded into the sliding arm interlocks with the serration on the rail. This effectively prevents the clamp from dislodging or slipping away.
- 2 Reinforced malleable cast iron arms**  
The characteristic high-quality malleable cast iron fixed and sliding arms, which are serrated for reinforcement, allow powerful, rigid clamping. The powder coating provides additional protection against corrosion.

### 3 High-quality profiled rail

The BESSEY profiled rail from our own drawing plant has been especially optimised for clamps. The profile acts as a reliable reinforcement against torsional forces, while the serration on six faces additionally prevents the clamp from slipping.

### 4 Smooth-running spindle

The surface-coated spindle with acme thread is particularly smooth-running, and does not bind. For even smoother, more efficient work.



## Malleable cast iron screw clamps




**Original BESSEY malleable cast iron screw clamp TG with BESSEY Best-Comfort-System**

№	← a →	← b →	← x →	⚖	📦	€
	mm	mm	mm	kg		VB0001
TG16-2K	160	80	25 x 6	0,66	10	15,20
TG20B8-2K	200	80	25 x 6	0,77	10	15,30
TG25B8-2K	250	80	25 x 6	0,82	10	15,90
TG30B8-2K	300	80	25 x 6	0,87	10	16,50
TG40B8-2K	400	80	25 x 6	0,97	10	18,00
TG20-2K	200	100	27 x 7	1,06	10	21,10
TG25S10-2K	250	100	27 x 7	1,15	10	23,20
TG30S10-2K	300	100	27 x 7	1,18	10	24,50
TG40S10-2K	400	100	27 x 7	1,33	10	26,70
TG50S10-2K	500	100	27 x 7	1,46	10	28,10
TG25-2K	250	120	29 x 9	1,54	10	25,80
TG30S12-2K	300	120	29 x 9	1,63	10	27,50
TG40S12-2K	400	120	29 x 9	1,78	10	29,90
TG50S12-2K	500	120	29 x 9	2,01	10	32,10
TG60S12-2K	600	120	29 x 9	2,13	5	34,20
TG80S12-2K	800	120	29 x 9	2,46	5	38,50
TG100S12-2K	1000	120	29 x 9	2,83	5	43,10
TG30-2K	300	140	32 x 10	2,20	10	32,00
TG40S14-2K	400	140	32 x 10	2,41	5	35,90
TG50S14-2K	500	140	32 x 10	2,62	5	39,00
TG60S14-2K	600	140	32 x 10	2,85	5	42,00
TG80S14-2K	800	140	32 x 10	3,29	5	48,00
TG100S14-2K	1000	140	32 x 10	3,71	5	54,80
TG40-2K	400	175	32 x 10	2,70	5	39,10
TG50S17-2K	500	175	32 x 10	2,90	1	43,10
TG60S17-2K	600	175	32 x 10	3,20	1	45,70
TG80S17-2K	800	175	32 x 10	3,50	1	51,80
TG100S17-2K	1000	175	32 x 10	4,03	1	58,00



**Heavy duty malleable cast iron screw clamp TGK with BESSEY Best-Comfort-System**

№	← a →	← b →	← x →	⚖	📦	€
	mm	mm	mm	kg		VB0001
TGK40-2K	400	120	35 x 11	2,52	5	36,20
TGK50-2K	500	120	35 x 11	2,70	5	39,90
TGK60-2K	600	120	35 x 11	3,00	5	42,10
TGK80-2K	800	120	35 x 11	3,53	5	47,60
TGK100-2K	1000	120	35 x 11	4,00	5	53,30
TGK125-2K	1250	120	35 x 11	4,69	5	58,20
TGK150-2K	1500	120	35 x 11	5,38	5	63,90
TGK200-2K	2000	120	35 x 11	6,66	1	78,00
TGK250-2K	2500	120	35 x 11	7,94	1	94,80
TGK300-2K	3000	120	35 x 11	9,22	1	112,40



- Clamping force up to 6,000 N
- High-quality 2-component plastic handle
- Pressure plates may be changed without tools
- BESSEY anti-slip system



- Clamping force up to 7,000 N
- Reinforced design for high clamping pressures and wider opening widths
- High-quality 2-component plastic handle
- Pressure plates can be replaced with no need for tools
- BESSEY anti-slip system

## Malleable cast iron screw clamps



- Clamping force up to 6,000 N
- Ergonomically shaped handle
- BESSEY anti-slip system



Original BESSEY malleable cast iron screw clamp TG with tried-and-tested wooden handle

№	← a →	← b →	← x →	⚖	📦	€
	mm	mm	mm	kg		VB0001
TG10	100	50	15 x 5	0,26	10	9,60
TG15B5	150	50	15 x 5	0,29	10	10,80
TG20B5	200	50	15 x 5	0,33	10	11,20
TG12	120	60	20 x 5	0,42	10	12,70
TG20B6	200	60	20 x 5	0,49	10	13,20
TG30B6	300	60	20 x 5	0,56	10	15,40
TG16	160	80	25 x 6	0,66	10	15,20
TG20B8	200	80	25 x 6	0,77	10	15,30
TG25B8	250	80	25 x 6	0,82	10	15,90
TG30B8	300	80	25 x 6	0,87	10	16,50
TG40B8	400	80	25 x 6	0,97	10	18,00
TG20	200	100	27 x 7	1,06	10	21,10
TG25S10	250	100	27 x 7	1,15	10	23,20
TG30S10	300	100	27 x 7	1,18	10	24,50
TG40S10	400	100	27 x 7	1,33	10	26,70
TG50S10	500	100	27 x 7	1,46	10	28,10
TG25	250	120	29 x 9	1,54	10	25,80
TG30S12	300	120	29 x 9	1,63	10	27,50
TG40S12	400	120	29 x 9	1,78	10	29,90
TG50S12	500	120	29 x 9	2,01	10	32,10
TG60S12	600	120	29 x 9	2,13	5	34,20
TG80S12	800	120	29 x 9	2,46	5	38,50
TG100S12	1000	120	29 x 9	2,83	5	43,10
TG30	300	140	32 x 10	2,20	10	32,00
TG40S14	400	140	32 x 10	2,41	5	35,90
TG50S14	500	140	32 x 10	2,62	5	39,00
TG60S14	600	140	32 x 10	2,85	5	42,00
TG80S14	800	140	32 x 10	3,29	5	48,00
TG100S14	1000	140	32 x 10	3,71	5	54,80
TG40	400	175	32 x 10	2,70	5	39,10
TG50S17	500	175	32 x 10	2,90	1	43,10
TG60S17	600	175	32 x 10	3,20	1	45,70
TG80S17	800	175	32 x 10	3,50	1	51,80
TG100S17	1000	175	32 x 10	4,03	1	58,00

The original BESSEY TG malleable cast iron clamp is also available with a tommy bar in throat depths of 80 mm and over. Please simply append the letter "K" after the order number, e.g. TG 20 K.



## Malleable cast iron screw clamps



### Heavy duty malleable cast iron clamp TGK with tried-and-tested wooden handle

№	← a →	← b →	← x →	⚖	📦	€
	mm	mm	mm	kg		VB0001
TGK40	400	120	35 x 11	2,52	5	36,20
TGK50	500	120	35 x 11	2,70	5	39,90
TGK60	600	120	35 x 11	3,00	5	42,10
TGK80	800	120	35 x 11	3,53	5	47,60
TGK100	1000	120	35 x 11	4,00	5	53,30
TGK125	1250	120	35 x 11	4,69	1	58,20
TGK150	1500	120	35 x 11	5,38	1	63,90
TGK200	2000	120	35 x 11	6,66	1	78,00
TGK250	2500	120	35 x 11	7,94	1	94,80
TGK300	3000	120	35 x 11	9,22	1	112,40


If required, the screw clamp TGK is also available with tommy bar. Please simply append the letter "K" after the order number, e.g. TGK 100 K.



### Deep throat clamp TGNT

№	← a →	← b →	← x →	⚖	📦	€
	mm	mm	mm	kg		VB0001
TGN30T20	300	200	35 x 11	3,11	5	44,40
TGN40T20	400	200	35 x 11	3,41	5	47,60
TGN60T20	600	200	35 x 11	3,97	5	54,10
TGN80T20	800	200	35 x 11	4,67	5	60,30
TGN100T20	1000	200	35 x 11	5,15	5	66,80
TGN40T25	400	250	40 x 11	4,50	5	60,50
TGN60T25	600	250	40 x 11	5,06	5	68,20
TGN80T25	800	250	40 x 11	5,71	5	74,80
TGN100T25	1000	250	40 x 11	6,63	5	82,40
TGN40T30	400	300	45 x 12	5,58	5	71,10
TGN60T30	600	300	45 x 12	6,41	2	79,70
TGN80T30	800	300	45 x 12	7,39	2	86,30
TGN100T30	1000	300	45 x 12	8,10	2	95,00
TGN40T40	400	400	45 x 12	6,70	2	104,80
TGN60T40	600	400	45 x 12	7,69	2	113,60
TGN80T40	800	400	45 x 12	8,41	2	122,30
TGN100T40	1000	400	45 x 12	9,34	2	131,10
TGN30T50	300	500	45 x 12	8,11	2	118,00
TGN60T50	600	500	45 x 12	9,36	2	131,10
TGN80T50	800	500	45 x 12	10,16	2	139,90

If required, the deep throat clamp TGNT is also available with tommy bar. Please simply insert the letter "K" after the order number, e.g. TGN 80 T 50 K.



- Clamping force up to 7,000 N
- Reinforced design for higher clamping pressure and wider opening
- Ergonomically shaped handle
- BESSEY anti-slip system



- Clamping force up to 7,000 N
- Heavy duty design
- Large, sturdy solid profile rail
- Throat depths up to max. 500 mm

All-steel screw clamps

## Elastic clamping



The model for many innovative clamping tools

The original BESSEY all-steel screw clamps are the perfect step forward from the original BESSEY malleable cast iron screw clamps. The original BESSEY all-steel screw clamps allow an amazingly wide range of applications. Over the years, a great

number of innovative clamping tools have been developed on the basis of the all-steel screw clamps, e.g. lever clamps, high-performance clamps, surface clamps, one-handed clamps, and rafter clamps. They all benefit from BESSEY's unique all-steel quality.

The all-steel screw clamp GZ – Universally applicable, for everything from wood to metal.

Whether you choose the BESSEY Best-Comfort-System, the wooden handle or the tommy bar, any task is now well within your grasp.





Original BESSEY all-steel screw clamp

## Boasting BESSEY's unrivalled all-steel quality



### Particularly light and easy to handle

Whether you choose the BESSEY Best-Comfort-System or the wooden handle, you're guaranteed satisfaction if you opt for an original BESSEY all-steel screw clamp. Especially thanks to BESSEY unique quality steel. With BESSEY you can be sure of an extremely high-quality, durable clamping tool which is also light and easy-to-handle. Even at the high clamping force, it will retain its dimensions and resist distortion. So in future, if you are looking for a powerful, flexible clamping effect, then what you need is a BESSEY all-steel screw clamp!

### Your benefits at a glance:

#### 1 Versatility

Fixed arm and pressure plate are produced and tempered from a single piece of high quality BESSEY steel. Clamping is resilient and elastic.

#### 2 Forged sliding arm

The sliding arm is made from forged tempered steel, and can withstand extremely large loads. You can always be sure of that.

#### 3 Smooth-running spindle

The surface-coated spindle with acme thread is particularly smooth-running, and does not bind. For even smoother, more efficient work.

#### 4 Low weight

Thanks to its low weight, the original BESSEY all-steel screw clamp is ideally suited to assembly work on the move. Or indeed for larger applications for which several screw clamps are required at the same time.

## All-steel screw clamps



### Original BESSEY all-steel screw clamp GZ with BESSEY Best-Comfort-System



№	← a →	← b →	← x →	⚖	📦	€
	mm	mm	mm			kg
G16Z-2K	160	80	16 x 7.5	0,48	10	15,70
G20B8Z-2K	200	80	16 x 7.5	0,50	10	16,80
G40B8Z-2K	400	80	16 x 7.5	0,67	10	19,30
G20Z-2K	200	100	19.5 x 9.5	0,85	10	21,10
G25S10Z-2K	250	100	19.5 x 9.5	0,90	10	23,20
G30S10Z-2K	300	100	19.5 x 9.5	1,02	10	24,50
G40S10Z-2K	400	100	19.5 x 9.5	1,10	10	26,70
G50S10Z-2K	500	100	19.5 x 9.5	1,24	10	28,10
G25Z-2K	250	120	22 x 10.5	1,25	10	25,60
G30S12Z-2K	300	120	22 x 10.5	1,38	10	27,50
G40S12Z-2K	400	120	22 x 10.5	1,54	10	29,90
G60S12Z-2K	600	120	22 x 10.5	1,90	5	34,20
G50S12Z-2K	500	120	22 x 10.5	1,70	10	32,10
G80S12Z-2K	800	120	22 x 10.5	2,20	5	38,50
G100S12Z-2K	1000	120	22 x 10.5	2,45	5	43,10
G30Z-2K	300	140	25 x 12	1,85	10	32,00
G40Z-2K	400	120	25 x 12	2,00	10	37,10
G50Z-2K	500	120	25 x 12	2,20	5	39,90
G60Z-2K	600	120	25 x 12	2,40	5	42,10
G80Z-2K	800	120	27 x 13	3,16	5	50,80
G100Z-2K	1000	120	27 x 13	3,65	5	57,10
G125Z-2K	1250	120	27 x 13	4,27	1	77,40




### Original BESSEY all-steel screw clamp GZ with tried-and-tested wooden handle



№	← a →	← b →	← x →	⚖	📦	€
	mm	mm	mm			kg
G10Z	100	50	11.5 x 5.6	0,19	10	10,40
G20B5Z	200	50	11.5 x 5.6	0,24	10	12,10
G30B5Z	300	50	11.5 x 5.6	0,28	10	13,50
G12Z	120	60	13.5 x 6.5	0,29	10	13,00
G20B6Z	200	60	13.5 x 6.5	0,35	10	14,50
G30B6Z	300	60	13.5 x 6.5	0,41	10	16,10
G16Z	160	80	16 x 7.5	0,48	10	15,70
G20B8Z	200	80	16 x 7.5	0,50	10	16,80
G40B8Z	400	80	16 x 7.5	0,67	10	19,30
G20Z	200	100	19.5 x 9.5	0,85	10	21,10
G25S10Z	250	100	19.5 x 9.5	0,90	10	23,20
G30S10Z	300	100	19.5 x 9.5	1,02	10	24,50
G40S10Z	400	100	19.5 x 9.5	1,10	10	26,70
G50S10Z	500	100	19.5 x 9.5	1,24	10	28,10
G25Z	250	120	22 x 10.5	1,25	10	25,60
G30S12Z	300	120	22 x 10.5	1,38	10	27,50
G40S12Z	400	120	22 x 10.5	1,54	10	29,90
G50S12Z	500	120	22 x 10.5	1,70	10	32,10
G60S12Z	600	120	22 x 10.5	1,90	5	34,20
G80S12Z	800	120	22 x 10.5	2,20	5	38,50
G100S12Z	1000	120	22 x 10.5	2,45	5	43,10
G30Z	300	140	25 x 12	1,85	10	32,00
G40Z	400	120	25 x 12	2,00	10	37,10
G50Z	500	120	25 x 12	2,20	5	39,90
G60Z	600	120	25 x 12	2,40	5	42,10
G80Z	800	120	27 x 13	3,16	5	50,80
G100Z	1000	120	27 x 13	3,65	5	57,10
G125Z	1250	120	27 x 13	4,27	1	77,40



- Clamping force up to 5,000 N
- High-quality 2-component plastic handle
- Pressure plates may be changed without tools



- Clamping force up to 5,000 N
- Ergonomically shaped handle
- If required, the original BESSEY all-steel screw clamp GZ is also available with tommy bar, for throat depths of 80 mm or more. Please simply append the letter "K" after the order number, e.g. G 20 Z K.



## OMEGA screw clamp

**It's safe to say that it will give you maximum versatility during clamping**



**Setting new standards in terms of flexibility and safety**

The OMEGA screw clamp GMZ offers you maximum flexibility and safety for day-to-day workshop use, and on the construction site. Its unique, patented OMEGA bend maintains the clamping pressure

even when the all-steel screw clamp is shaken by vibrations. It also ensures that sensitive surfaces receive the necessary protection because the clamping pressure can be selected even more precisely. Universally applicable – for both wood- and metalworking. That's safe to say!


The OMEGA screw clamp GMZ – universally applicable, for everything from wood to metal processing.

Unique, patented OMEGA bend – low losses of clamping pressure, even when strong vibrations are present.



## OMEGA screw clamp GMZ

# It has a gentle reserve of power, with the patented OMEGA bend



### Unique, patented OMEGA bend

The innovative OMEGA screw clamp is produced entirely from BESSEY precision steel. A lightweight screw clamp that is both extremely easy to handle, and exceptionally robust. But the real innovation is its unique, patented OMEGA bend. This allows increased deflection of the fixed jaw, adding lateral tension to the screw resulting in considerable reduction in the resonant frequency. That means that, even when vibrations are present, this clamp will maintain its clamping pressure longer than conventional screw clamps. Don't settle for less!

### Your benefits at a glance:

#### 1 Innovative OMEGA bend

The patented OMEGA bend gives you added safety. It means you lose even less clamping pressure, even when vibrations are present.

#### 2 Versatility

Fixed arm and pressure plate are produced and tempered from a single piece of high quality BESSEY steel. Clamping is resilient and elastic.

#### 3 Close flat clamping

The OMEGA bend applies the rail absolutely flat to the surface of the work piece. This allows clamping right into the corners.

#### 4 BESSEY Best-Comfort-System

With BESSEY Best-Comfort-System, all applications and tasks are well within your grasp. Pressure plates can be changed quickly without the need for tools, to make BESSEY comfort still more inviting.




# OMEGA screw clamp



## OMEGA screw clamp GMZ with BESSEY Best-Comfort-System

№	← a →	← b →	← x →	⚖	📦	€
	mm	mm	mm	kg		VB0002
GM16Z-2K	160	80	16 x 7.5	0,46	10	16,40
GM40B8Z-2K	400	80	16 x 7.5	0,68	10	20,20
GM20Z-2K	200	100	19.5 x 9.5	0,83	10	22,10
GM30S10Z-2K	300	100	19.5 x 9.5	0,61	10	25,60
GM25Z-2K	250	120	22 x 10.5	1,20	10	26,90
GM50S12Z-2K	500	120	22 x 10.5	1,70	10	33,60
GM30Z-2K	300	140	25 x 12	1,79	10	33,50
GM40Z-2K	400	120	25 x 12	1,95	10	39,00
GM50Z-2K	500	120	25 x 12	2,17	5	41,80
GM60Z-2K	600	120	25 x 12	2,37	5	44,20
GM80Z-2K	800	120	27 x 13	3,11	5	53,30
GM100Z-2K	1000	120	27 x 13	3,58	5	59,90
GM125Z-2K	1250	120	27 x 13	4,27	1	81,20

If required, the OMEGA screw clamp GMZ is also available with tommy bar. Please simply append the letter "K" after the order number instead of "2K", e.g. GM 20 Z K.



- Clamping force up to 5,000 N
- High-quality 2-component plastic handle
- Pressure plates may be changed without tools
- Universally applicable within the fields of wood and metal processing

Body clamps and area pressure clamps

## Large-area clamping and spreading



**Ideal for sensitive work pieces and right angles**

The large, perfectly parallel jaw faces are characteristic of the original BESSEY K-body clamp and the light UniKlamp clamp. They allow easy clamping and spreading of sensitive surfaces and right angles. Also round and pointed workpieces. And

the best thing is: thanks to their extra-large contact surfaces, the original BESSEY K-body clamp and the UniKlamp are both universally applicable – even behind and to the side of the high-quality profiled rail. This allows you to clamp in locations that conventional screw clamps are unable to reach. That's guaranteed!

The K-body clamp – holds work pieces exactly parallel.

The UniKlamp UK – clamping and spreading along the entire length of the rail, with no blocking required.



# Body clamps and area pressure clamps



## Your benefits at a glance:

### 1 Parallel jaw faces

The large, planar jaw faces made from impact- and fracture-resistant reinforced polyamide are exactly parallel. For gentle clamping of a very wide range of different shapes over the entire length of the rail, without spacers.

### 2 High-quality profiled rail

The BESSEY hollow profile rail from our own drawing plant has been especially optimised for clamps. The profile acts as a reliable reinforcement against torsional forces, while the serration prevents the clamp from slipping.

### 3 Removable end stop

The end stop made from impact-resistant polyamide also gives the clamp added support. It can be removed without any tools, to allow the lower arm to be quickly turned around and used for spreading.



## UniKlamp UK



Nº	<a>	<b>	<e>	<x>	⚖	📦	€
	mm	mm	mm	mm	kg		VB0003
UK16	160	80	172-270	20 x 5	0,62	6	13,80
UK30	300	80	172-415	20 x 5	0,72	6	14,10
UK60	600	80	172-720	20 x 5	0,93	6	14,70



- Clamping force up to 1,500 N
- Parallel jaw faces with extra-large contact surfaces
- Clamping of various shapes, along the whole length of the rail
- Universally applicable
- Light and easy-to-handle
- No need for tools for switching between clamping and spreading

## Body clamps K

# Clamping and spreading right along the rail



### Tried-and-tested in wood, plastic and aluminium construction

Wherever components with sensitive surfaces need to be powerfully clamped or spread at right angles to each other, the original BESSEY body clamp is the perfect tool. With clamping force of up to 5,000 N, it has proven itself above all in the fields of wood, plastic and aluminium construction. And, because you can use the entire length of the rail when working with the original BESSEY K-body clamp, it is ideally suited for the precise adjustment of corner joints, and for use on stepped edges.

### Your benefits at a glance:

#### 1 Parallel jaw faces

The large, flat jaw faces made from impact- and fracture-resistant reinforced polyamide are exactly parallel. For gentle clamping of a very wide range of different shapes over the entire length of the rail, without spacers.

#### 2 Extremely sturdy

The special steel inserts in the fixed and sliding arms guarantee perfect right-angles, and extreme sturdiness. Even at high clamping pressures.

#### 3 Integrated BESSEY anti-slip system

Maximum safety is guaranteed with the integrated BESSEY anti-slip system. Two hardened set screws molded into the sliding arm tightly grip the serrations in the rail. This effectively prevents the clamp from dislodging or slipping away.

#### 4 Removable end stop

The end stop made from impact-resistant polyamide supports the end of the rail, keeping the rail parallel to the bench top. It can be removed without any tools, to allow the lower arm to be quickly turned around and used for spreading.



# Body clamps and area pressure clamps



## K-Body clamps

Nº	← a →	← b →	← e →	← x →	⚖	📦	€
	mm	mm	mm	mm	kg		VB0003
K30	300	85	230-390	29 x 9	1,83	5	35,20
K60	600	85	230-730	29 x 9	2,40	5	44,10
K80	800	85	230-930	29 x 9	2,80	5	49,50
K100	1000	85	230-1130	29 x 9	3,28	5	54,90
K125	1250	85	230-1355	29 x 9	3,65	5	59,80
K150	1500	85	230-1610	29 x 9	4,13	5	65,60
K200	2000	85	230-2080	29 x 9	5,09	5	78,90
K250	2500	85	230-2580	29 x 9	6,05	5	96,20



- Clamping force up to 5,000 N
- Large, parallel jaw faces
- Large-area surfaces for horizontal or vertical use
- Can be converted to spreading function with no need for tools
- BESSEY anti-slip system

## Framing set KP




Nº	⚖	📦	€
	kg		VB0003
KP	0,40	1	20,00

- Right-angled alignment made easy



## Area pressure clamps FK

Nº	← a →	← b →	← x →	⚖	📦	€
	mm	mm	mm	kg		VB0003
FK16-8	160	80	16 x 7.5	0,60	10	23,00
FK20-10	200	100	19.5 x 9.5	1,10	10	29,30
FK40-10	400	100	19.5 x 9.5	1,40	5	33,20



- Clamping force up to 5,000 N
- 2 large, tilting jaw faces
- For workpieces with a sloping contact surface
- Large-area clamping of all work pieces from both sides

## One-handed clamps

# One-handed clamping and spreading



### DuoKlamp – switching, not converting

Whether you are clamping or spreading: the original BESSEY DuoKlamp always lies securely in your hand. That's because the handle and pump lever are parallel to the rail, thus ensuring the best possible hold. The innovative DuoKlamp makes

going from clamping to spreading amazingly easy – all it takes is a turn of a knob! This allows you to switch the convenient one-handed clamp from clamping to spreading at any time. Simply turn the knob – and you're done. So all you need to do is switch – not convert.

The DuoKlamp DUO – clamping and spreading easily with just one hand!



# One-handed clamps



## Your benefits at a glance:

### 1 Reversing

Don't disassemble the clamp – JUST TURN THE KNOB! The practical turning knob allows you to switch easily at any time from clamping to spreading.

### 2 Parallel handle with pump lever

The ergonomically shaped handle with pump lever runs parallel to the rail. That way, balanced, safe handling is always guaranteed.

### 3 Rapidly-adjustable release lever

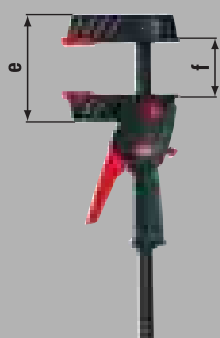
A press of a button is all it takes: the release lever allows the clamp to be immediately released, as well as rapidly adjusted.

### 4 Large jaw faces

The large, planar jaw faces made from impact- and fracture-resistant reinforced polyamide are exactly parallel. For gentle clamping of a very wide range of different shapes over the entire length of the rail, without spacers.




## DuoKlamp DUO



№	← a →	← b →	← e →	← f →	← x →	⚖	📦	€
	mm	mm	mm	mm	mm			
DUO16-6	160	65	58-215	7-165	15 x 5	0,30	6	13,00
DUO30-6	300	65	58-360	7-310	15 x 5	0,38	6	14,00
DUO16-8	160	85	75-235	9-170	20 x 5	0,51	6	15,00
DUO30-8	300	85	75-380	9-315	20 x 5	0,61	6	16,50
DUO45-8	450	85	75-535	9-470	20 x 5	0,72	6	18,00
DUO65-8	650	85	75-685	9-660	20 x 5	0,86	6	20,00
DUO45-8D	-	-	-	-		0,87	1	540,00

DuoDisplay DUO 45-8D, content: 30 pieces of DUO 45-8



- Clamping force up to 1,200 N
- Change from clamping to spreading by switching, not converting
- Handle with pump lever parallel to the rail
- Convenient one-handed operation, with little effort required
- All-round clamping – in front of, behind and to the side of the rail

## One-handed clamps

# Powerful one-handed clamping



**The one-handed clamp EHZ – full power with just one hand**

**This extremely sturdy original BESSEY one-handed clamp EHZ is perfect for all work that needs to be carried out with one hand – e.g. for overhead tasks,**

**or if a further tool needs to be used at the same time for aligning purposes. Not only does the one-handed clamp allow you to hold or fix in place with just one hand, it also allows you to clamp just as powerfully as ever. That means you save both manpower and time.**

The one-handed clamp EHZ – the only with up to 5,000 N clamping power.

## One-handed clamps



### Your benefits at a glance:

- 1 Parallel handle with pump lever**  
The ergonomically shaped handle with pump lever runs parallel to the rail. That way, balanced, safe handling is always guaranteed.
- 2 Rapid move button**  
This button allows you to move the sliding arm at any time, quickly and with minimum effort.
- 3 Plastic pressure caps**  
The removable plastic caps provide a non-marring soft touch for use with wood and finished metal surfaces.
- 4 Versatility**  
Fixed arm and pressure plate are produced and tempered from a single piece of high quality BESSEY steel. Clamping is resilient and elastic.



### One-handed clamp EHZ with 2-component handle



Nº	← a →	← b →	← x →	⚖	📦	€
	mm	mm	mm	kg		VB0003
EHZ30-2K	300	100	19.5 x 9.5	1,25	10	27,50
EHZ60-2K	600	100	19.5 x 9.5	1,67	5	33,10

- Clamping force of up to 5,000 N
- Clamp and fix in place quickly and simply with just one hand




### One-handed clamp EHZ with tried-and-tested wooden handle



Nº	← a →	← b →	← x →	⚖	📦	€
	mm	mm	mm	kg		VB0003
EHZ30	300	100	19.5 x 9.5	1,25	10	27,50
EHZ60	600	100	19.5 x 9.5	1,67	5	33,10

- Clamping force of up to 5,000 N
- Clamp and fix in place quickly and simply with just one hand





Lightweight clamps

## Rapid, gentle clamping



### The new generation of high-tech clamps

Thanks to BESSEY's continuous development work, new innovative clamping tools are appearing all the time. Produced from the highest-quality materials, using state-of-the-art techniques. Today, the focus is no longer on the clamping pressure – the key now is to come up with the most intelligent solution. A perfect example of this new generation

of high-tech clamps is the innovative KliKlamp: it is easy to handle, light and convenient, making it the first choice every time for light to medium clamping pressures. It is suitable for professional and home use – from modelling to furniture construction, from plastic to Plexiglass. Incidentally, you will find some more lightweight clamps on the next few pages. Especially for rapid and gentle clamping!

The KliKlamp KLI – feather light yet ultra strong and ideal for both professional and home use.

The Wood Klemmy HKL – made from hardwood for quick, simple clamping.



KliKlamp

# The lightweight clamp with magnesium



## Feather light yet ultra strong

Extremely lightweight, stable magnesium, fibre-glass reinforced plastics, and cold-drawn BESSEY quality steel: this optimum mixture is characteristic of the innovative high-tech KliKlamp lever clamp. That's why the smallest KliKlamp weighs just a tiny 260 g – simply ideal for assembly work or where several clamps are being used at once. The pressure is also built up easily and highly effectively: the VIBRAFIX ratchet mechanism lets you achieve a huge 1,200 N of clamping force quickly with just 2 fingers. You certainly will never have clamped as quickly, easily or as gently as this!

## Your benefits at a glance:

### 1 Sturdy magnesium

The surface-coated fixed and sliding arms, made from sturdy magnesium, are extremely light and strong.

### 2 VIBRAFIX stepped ratchet mechanism

The multi-stage VIBRAFIX ratchet mechanism is easy to operate, vibration-resistant, particularly easy to control, and can be released quickly.

### 3 A secure hold

The fixed arm with the crossed v-grooves holds round, pointed or angular components firmly in place. This is part of what makes the KliKlamp so versatile.

### 4 Ergonomically shaped clamping arm

The ergonomically shaped clamping arm made from fibreglass-reinforced polyamide is breakproof and fits very snugly in the hand. That's quality of the highest calibre.

## Lightweight clamps



### KliKlamp KLI

N <sup>o</sup>	← a →	← b →	← x →	⚖	📦	€
	mm	mm	mm	kg		VB0003
KLI12	120	80	20 x 5	0,26	10	15,00
KLI16	160	80	20 x 5	0,29	10	15,50
KLI20	200	80	20 x 5	0,32	10	16,00
KLI25	250	80	20 x 5	0,35	10	16,60



- Clamping force up to 1,200 N
- Weight starts from a tiny 260 g
- Sturdy fixed and sliding arms made from lightweight magnesium
- Stepped, vibration-resistant VIBRAFIX ratchet mechanism



### KliKlamp set KLI-S in systemainer

N <sup>o</sup>	Contents/pc.	⚖	📦	€
		kg		VB0003
KLI-S	Per 4xKLI12 / KLI16 / KLI20 / KLI25	6,50	1	305,30



- Practical systemainer
- Ideal for assembly work



### KliKlamp counter display KLI-D

N <sup>o</sup>	Contents/pc.	⚖	📦	€
		kg		VB0003
KLI-D	2xKLI12 / 4xKLI16 / 6xKLI20 / 4xKLI25	5,70	1	254,60

- Professional sales display
- Optimum presentation of the KliKlamp



## Lightweight clamps

- Upper and lower arms and lever made from high-quality hardwood
- Cork pads for gentle clamping



### Wood Klemmy HKL

№	← a →	← b →	← x →	⚖	📦	€
	mm	mm	mm	kg		VB0001
HKL20	200	110	20 x 5	0,32	10	8,70
HKL30	300	110	20 x 5	0,46	10	9,70
HKL40	400	110	20 x 5	0,54	10	10,90
HKL60	600	110	20 x 5	0,70	10	12,30
HKL80	800	110	20 x 5	0,86	5	13,10
HKL100	1000	110	20 x 5	1,00	5	14,10



### Die-cast screw clamp LM

№	← a →	← b →	← x →	⚖	📦	€
	mm	mm	mm	kg		VB0001
LM10/5	100	50	15 x 5	0,26	10	5,40
LM15/5	150	50	15 x 5	0,27	10	5,60
LM20/5	200	50	15 x 5	0,31	10	5,70
LM25/5	250	50	15 x 5	0,35	10	6,30
LM30/5	300	50	15 x 5	0,37	10	6,40
LM15/8	150	80	20 x 5	0,51	10	8,90
LM20/8	200	80	20 x 5	0,55	10	9,50
LM25/8	250	80	20 x 5	0,60	10	9,80
LM30/8	300	80	20 x 5	0,63	10	10,10
LM20/10	200	100	25 x 6	0,90	10	14,90
LM25/10	250	100	25 x 6	0,95	10	15,30
LM30/10	300	100	25 x 6	1,02	10	15,90
LM40/10	400	100	25 x 6	1,10	10	17,20
LM50/10	500	100	25 x 6	1,24	10	18,00
LM60/10	600	100	25 x 6	1,30	10	19,40
LM80/10	800	100	25 x 6	1,58	10	21,20

- Small and easy to handle
- Low weight
- Upper and lower part made from tough die-cast zinc
- With plastic pressure cap



### Aluminium mini clamp AM

№	← a →	← b →	⚖	📦	€
	mm	mm	kg		VB0003
AM4	47	34	0,06	30	3,70

- Ideal for modelling and hobbyists
- Low weight of just 55 g




### Table clamp TK 6

№	∅	← a →	⚖	📦	€
	mm	mm	kg		VB0003
TK6	8	60	0,10	1	2,60

- Especially for DIY applications and domestic appliances
- Special accessory for angle clamps WS 3/WS 6 and screw clamp S 10

# Mini Vice



## Your benefits at a glance:

### 1 Parallel clamping

With guide rods, the mini vice S 10 is ideal for parallel clamping.

### 2 Clamping at an angle

When used without guide rods, the screw clamp S 10 is ideal for clamping at an angle.

### 3 Easily mounted


Two clips for quick and simple attachment to a table edge.



Mini Vice S 10



Nº	← a →				€
	mm	mm	kg		VB0003
S10-ST	100	90	0,83	6	16,60



- Low weight
- Parallel clamping with guide rods
- Clamping at an angle without guide rods
- Easy to attach, with 2 table clips supplied

## Spring clamps

# For flexible, featherlight clamping



**Convenient clamping with constant clamping pressure**

**BESSEY's spring clamps are small... but rather special. That's because they lie perfectly in the hand, guaranteeing ease of handling. Even with**

**large opening widths, powerful, constant one-handed clamping is always possible. And the infinitely variable adjustment and "softpads" mean that even the most delicate workpieces receive effective protection. After all, size isn't everything!**

VarioClippix XV – suitable for one-handed use even at the maximum opening width of 100 mm.

Clippix XC – particularly easy to handle and suitable for all applications.



# Spring clamps

## Your benefits at a glance:

### 1 Swivelling clamping arm

The swivelling super polyamide clamping arm ensures optimum handling. It is light and can be quickly and infinitely adjusted up to max. 100 mm.

### 2 Ergonomic 2-component handle

The ergonomically shaped 2-component handle is fitted with soft material inserts. This makes the handle pleasantly soft, as well as particularly resistant to slipping.

### 3 Softpads

Particularly sensitive workpieces are effectively protected thanks to the "softpads". For all-round gentle clamping.



## VarioClippix XV




Nº	< a →	< b →	⚖	📦	€
	mm	mm	kg		VB0003
XV3-50	55	37	0,07	12	4,00
XV5-100	100	50	0,13	12	5,00

- Variable opening of up to 100 mm, yet can be operated with one hand
- Light and easy to handle
- Functional, ergonomic and convenient
- Extremely sturdy



## VarioClippix Display XV-D




Nº	Contents/pc.	⚖	📦	€
		kg		VB0003
XV-D	8 x XV3-50 / 12 x XV5-100	2,50	1	92,00

- Professional sales display
- For counter and perforated panel



## Clippix XC




Nº	< a →	< b →	⚖	📦	€
	mm	mm	kg		VB0003
XC2	25	30	0,03	75	1,00
XC3	35	37	0,05	30	1,50
XC5	50	50	0,12	20	2,50
XC7	75	70	0,18	10	3,50

- Light and easy to handle
- Functional, ergonomic and convenient
- Extremely sturdy

## Edge clamps

# For all edge clamping needs!



### Complete specialised tasks easily

Special tasks and applications often require the use of special tools. That is why, for edge clamping,

light, easy-to-handle edge clamps. Also available for one-handed operation if required. Specially developed to make your day-to-day work even easier!

The one-handed edge clamp EKT – ideal for applying multi-layered edge strips with just one hand.

The edge clamp KT8-3, a C-frame that is robust for heavy duty and high clamping pressures.

# Edge clamps

## Your benefits at a glance:

### 1 Unique twin spindle

The outer spindle acts on the clamping jaws. The inner spindle applies pressure to the front edge. And the impact resistant plastic handle for one-handed use means that any task or application is well within your grasp.

### 2 Large jaws

Non-slip, gentle clamping. Max. opening distance: 55 mm. The large jaws with integrated colourless soft plastic caps increase the versatility of the clamp.

### 3 Swivel pressure plate


The large pressure plate will swivel to apply pressure wherever it is required. The protective plastic caps protect delicate surfaces but can easily be removed.

### 4 Light aluminium housing

Lightweight yet highly effective. The statically-optimised aluminium housing creates a corrosion-resistant body for the convenient, one-handed edge clamp EKT.



### One-handed edge clamp EKT



N <sup>o</sup>	← a →	← b →	⚖	📦	€
	mm	mm	kg		VB0003
EKT55	10	45	0,82	1	41,60




### Edge clamp KT



N <sup>o</sup>	Version	For rail thickness up to max.	⚖	📦	€
		mm	kg		VB0001
KT5-1	1 spindle	13	0,31	1	9,90
KT5-2	2 spindles	13	0,58	1	15,90



### C-frame edge clamp KT



N <sup>o</sup>	← a →	← b →	⚖	📦	€
	mm	mm	kg		VB0003
KT8-3	80	80	2,37	5	58,10

- For rapid one-handed operation
- Low weight
- Opening up to 55 mm


- Practical accessory
- Suitable for conventional screw clamps with a max. rail thickness of 13 mm

- Three-spindle C-frame clamp
- Extra strong, with forged frame
- For wood and metal
- Suitable for welding



## Band clamps

# Clamping frames and curves



**Even clamping on both sides without warping or skewing of the work piece**

**Clamping curves, polygonal connections and closed contours are traditionally some of the most difficult clamping jobs. BESSEY has come up with a startling solution to this problem: in the form of the patented band clamp BAN 700, and the practical**

**Vario corners. These two products are suitable for all those situations where gentle, non-warping, all-round clamping is needed. Universally applicable. For wood and plastic as well as in metal construction. Secured by an automatic locking system that ensures even tractive forces on both sides, which do not slacken until the clamp is released. No warping – no stress!**

The band clamp BAN 700 and the Vario corners BVE – the perfect pair for gentle, non-warping clamping.

# Band clamps



## Your benefits at a glance:

### 1 Band is drawn in on both sides

This ensures that the pressure is applied equally on all corners. This is just perfect for ensuring clamping without warpage.

### 2 Integrated coiling mechanism

The integrated coiling mechanism is operated by a crank handle which avoids tangling of and damage to the band. So you never need to worry about your band getting "chewed up" ever again!

### 3 Practical Vario corners

Whether you need high pressure on mitre joints or precise adjustment to corners: The practical Vario corners with tilting pressure plates perfectly complement the BESSEY band clamp.

### 4 Extremely tearproof

The special woven polyester clamping band guarantees a high resistance to tearing, and a clamping range of 7 m. The simply closing system can be opened at any time, quickly and simply.



## Band clamp BAN 700



Nº	Clamping range	Band w x d mm	∠	⚖ kg	📦	€
BAN700	Up to 7 m	25x1	60°-180°	0,56	5	29,00



## Vario corners BVE



Nº	Band w x d mm	∠	⚖ kg	📦	€
BVE	25x1	60°-180°	0,10	5	8,50



- Even pressure on mitre joints
- Contains: 1 band clamp, 4 Vario corners

- Infinite angle adjustment from 60-180°
- Contains: 6 Vario corners

## Angle and mitre clamps

# Clamping angles and mitres



**For all the toughest tasks**

**Clamping work pieces of different thicknesses, clamping directly into a mitre joint, clamping all kinds of angles: BESSEY has developed top-class**

**special tools for solving all of these challenging clamping tasks. Whether angle clamps, mitre clamps or irregular angle clamps – we know what you really need!**

The angle clamp WS – clamping work pieces of different thicknesses in a perfect right angle.



# Angle and mitre clamps



## Angle clamps WS



N <sup>o</sup>	Current passage max.	← a → mm	 kg		€
	mm				
WS3	30	55	1,00	5	30,30
WS6	60	100	2,30	1	43,60




## Mitre clamp GS



N <sup>o</sup>	← a → mm	 45°-120°	 kg		€
GS11	105	45°-120°	2,50	1	106,40



## Irregular angle clamps ES



N <sup>o</sup>	 kg		€
ES	0,35	1	39,60

Contents: 2 pressure plates, 2 clamping blocks  
Can be used in combination with all BESSEY malleable cast iron clamps



## Mitre clamp NGB



N <sup>o</sup>	← a → mm	← b → mm	 kg		€
NGB	500	140	2,75	4	115,50

- Clamping work pieces of differing thicknesses
- Sturdy body

- Soft pads prevent scratching and slipping

- Ideal for securing glued mitre joints and angled joint faces
- Clamping range: 15° to 180°
- Shoes lined with soft material, non-slip
- Can be used in combination with all BESSEY malleable cast iron clamps



- Clamping force up to 5,000 N
- Adjustable to all mitre joint angles
- Teeth at clamping points ensure a firm hold
- Clamps directly into the mitre joint

## Rafter clamps

# Clamping rafters and beams



### Strong clamping with versatility

The BESSEY rafter clamp is the essential professional tool for roof and wood constructions.

Its movable sliding arm means it can be employed as a beam clamp at a moment's notice: Simply drive in the point, close the clamp, clamp it up to a high pressure – and that's all!

Rafter clamp SPZ – the versatile professional tool for roof and wooden constructions.

# Rafter clamps



## Your benefits at a glance:

### 1 Hammer-in tip

First of all, the tip is driven into the rafter. The clamp is then quickly closed, to allow you to start right away with powerful clamping.

### 2 Broad impact surface

The broad impact surface makes it easier to drive in the clamp.

### 3 Special tilting pressure plate

With the SPZ 80 K, the special tilting pressure plate ensures problem-free clamping even when working with sloping parts. It can be tilted by up to 35°.

### 4 Sturdy hexagonal bolt

The SPZ 80 K's tough hexagonal bolt allows powerful yet controlled tightening, with the help of a torque wrench.



## SPZ



Nº	← a → mm	← b → mm	← x → mm	⚖ kg	📦	€ VB0002
SPZ60K	600	120	27 x 13	2,90	5	66,20
SPZ80K	800	140	30 x 15	5,00	2	103,90



- Clamping force up to 12,000 N
- For all roofing and timber frame constructions
- SPZ 80 K with 17 mm hexagonal bolt and special pressure plate, tilts by up to 35°



## Cutting ring SPZ



Nº	⚖ kg	📦	€ VB0002
3101219	0,18	1	14,90

- Anti-slip clamping with the cutting ring pressure plate



## Assembling door frames and windows



### Complete assembly system

The use of foam plastic for securing doorframes demands specialist tools that will ensure accurate alignment and support. With its TU door frame clamp, BESSEY has developed a patented assembly


tool which adequately meets these requirements. This, combined with the door frame straightening clamp TFM and the angle door frame straightening clamp WTR, make up the perfect assembly system. This noticeably facilitates and rationalises the process of fitting door frames.

The door frame clamp TU – easy to handle, and maintains the precise door frame dimensions.



## Tools for assembly and installation


- Fixes and supports door frames precisely and gently while the wall joint is being filled with foam
- Precise working
- Low weight
- Easy to use



### Door frame clamp TU

N <sup>o</sup>	Opening min/max			€
	mm	kg		VB0003
TU	545-1010	1,31	2	49,00

- 6 (3 sets) door frame clamps per display unit
- For a total of 3 doors



### TU display unit

N <sup>o</sup>	Contents/pc.			€
		kg		VB0003
TU-TRAGE	6 units of TU	11,07	1	337,90

- The intelligent companion for the BESSEY door frame clamp TU
- For quick, precise aligning and fixing of door frames



### Door frame straightening clamp TFM

N <sup>o</sup>	Adjusting range	← b →			€
	mm	mm	kg		VB0003
TFM	35	70	0,58	2	20,50

- For neatly fixed and stabilised frame corners
- For mounting at a precise 90° angle



### Angle door frame straightening clamp WTR

N <sup>o</sup>	Opening chuck thickness	Adjusting range			€
	mm	mm	kg		VB0003
WTR	8-30	32	1,05	2	52,80

- Permits rapid, precise straightening and fixing of window frames



### Window installation clamp FRK

N <sup>o</sup>	Frame thicknesses	Adjusting range			€
	mm	mm	kg		VB0003
FRK85	40-85	30	0,43	4	30,30

## Sash clamps



### Sash clamps TAN with I-profile 80 x 42 x 3.9 mm



N <sup>o</sup>	← a →	Jaw dimensions w x h	⚖	📦	€
	mm				mm
TAN80	800	80x80	7,90	1	121,50
TAN120	1200	80x80	10,10	1	133,10
TAN150	1500	80x80	12,20	1	141,80
TAN210	2100	80x80	15,00	1	164,70
TAN250	2500	80x80	17,50	1	186,30


- Clamping force up to 24,000 N
- Easily adjustable pressure plates
- Removable crank handle
- Very sturdy thanks to I-profile



### Sash clamps TB with T-profile 40 x 40 x 5 mm



N <sup>o</sup>	← a →	Jaw dimensions w x h	⚖	📦	€
	mm				mm
TB100	1000	66x43	5,50	1	69,60
TB120	1200	66x43	6,20	1	73,10
TB150	1500	66x43	6,80	1	77,50
TB210	2100	66x43	8,50	1	92,80
TB250	2500	66x43	11,00	1	106,80



- Clamping force up to 14,000 N
- With attached locking bolt
- Tommy bar
- Sturdy thanks to T-profile



### Sash clamps TC with T-profile 50 x 50 x 6 mm



N <sup>o</sup>	← a →	Jaw dimensions w x h	⚖	📦	€
	mm				mm
TC100	1000	80x48	8,20	1	111,50
TC120	1200	80x48	9,10	1	116,60
TC150	1500	80x48	10,60	1	124,80
TC210	2100	80x48	13,50	1	147,00
TC250	2500	80x48	14,90	1	169,30

- Clamping force up to 18,000 N
- With attached stopping bolt
- Removable crank handle
- Sturdy thanks to T-profile



## Special flooring tools

# For laying parquet, laminated and panel flooring



### Simple and efficient

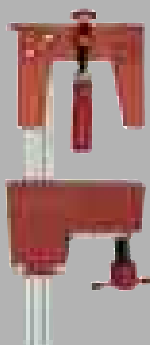
Floor coverings such as wood and cork parquet, laminated and panel flooring are stylish and fashionable. BESSEY has developed a range of

specialist clamping tools that make the laying of these sought after floor coverings easier and more efficient. Such as the spacer PVA and the flooring and clamping system SVH. That makes BESSEY an absolute trendsetter in this field as well!

The flooring clamp PVZ and the spacer PVA – for laying parquet, laminated and panel flooring.

## Special flooring tools

### Flooring clamp PVZ



Nº	< a >				€
	mm	mm	kg		VB0003
PVZ65	650	130	2,60	5	57,50

- Sturdy construction
- Ideal for gluing the first three rows of wooden or laminated floor panels
- Optimum adjustment of distance from wall

### Spacer PVA



Nº	< a >				€
	mm	mm	kg		VB0003
PVA	30	130	0,48	6	18,40

- Lateral support for gluing solid wood flooring
- Lateral clamping of tongued-and-grooved floors



### Flooring and clamping system SVH



Nº	< a >				€
	mm	mm	kg		VB0003
SVH400	4000	120	0,75	1	19,10

Additional use: can be used as lashing straps

- For laying parquet, laminated and panel flooring



### Seaming tool PS 55



Nº	< a >	Width	Length			€
	mm	mm	mm	kg		VB0003
PS55	55	130	240 - 295	1,55	1	163,80

- For clamping smooth surfaces such as e.g. ceramic, granite, Corian, plastic boards, glass
- Lever for compensating differences in height



## Lever clamps

# Clamping with leverage



### Speed, safety and strength

The original BESSEY lever clamps are lightweight, easy to handle, dimensionally stable, and torsion-resistant. And the best thing is: they can clamp up to 5 x faster than conventional clamps. This is

because they use the natural force of the lever, meaning that with just a small amount of effort they can quickly produce large clamping pressures. This is particularly valuable in situations where many clamps have to be applied in a short time, with no risk loosening due to vibrations. Try it out!

The lever clamp GH allows you to clamp up to 5 x faster than with conventional clamps.



## Lever clamps

# Speed, safety and strength



### Your benefits at a glance:

#### 1 **Secure ratchet mechanism**

The ratchet mechanism ensures rapid, controlled, vibration free clamping. Hardened cam at the end of the lever ensures a long service life.

#### 2 **Extremely sturdy**

Fixed bracket and pressure plate are produced and tempered from a single piece, thus very torsion-resistant. This guarantees you maximum tensile strength and sturdiness.

#### 3 **Forged sliding arm**

The sliding arm is serrated and made from tempered, drop-forged steel. For an extremely long service life.

#### 4 **Ergonomically shaped clamping lever**


The powder-coated clamping lever and the plastic-coated release lever are also remarkably ergonomic.



# Lever clamps



## Lever clamp GH



№	← a →	← b →	← x →	⚖	📦	€
	mm	mm	mm	kg		VB0002
G12H	120	60	13.5 x 5.6	0,49	10	33,50
G20S6H	200	60	13.5 x 6.5	0,55	10	34,80
G30S6H	300	60	13.5 x 6.5	0,61	10	36,40
G16H	160	80	16 x 7.5	0,64	10	36,60
G20S8H	200	80	16 x 7.5	0,68	10	37,60
G40S8H	400	80	16 x 7.5	0,85	10	40,50
G20H	200	100	19.5 x 9.5	1,11	10	42,10
G25S10H	250	100	19.5 x 9.5	1,20	10	43,90
G30S10H	300	100	19.5 x 9.5	1,25	10	45,30
G40S10H	400	100	19.5 x 9.5	1,40	10	47,40
G50S10H	500	100	19.5 x 9.5	1,50	10	48,90
G25H	250	120	22 x 10.5	1,44	10	48,50
G30S12H	300	120	22 x 10.5	1,51	10	50,00
G40S12H	400	120	22 x 10.5	1,75	10	52,70
G50S12H	500	120	22 x 10.5	1,90	10	54,80
G60S12H	600	120	22 x 10.5	2,05	5	57,10
G30H	300	140	25 x 12	2,27	10	57,60
G40H	400	120	25 x 12	2,41	10	60,30
G50H	500	120	25 x 12	2,61	5	64,90
G60H	600	120	25 x 12	2,84	5	67,40
G80H	800	120	27 x 13	3,58	5	74,80
G100H	1000	120	27 x 13	4,06	5	79,70



## Lever clamp SGHS




№	← a →	← b →	← x →	⚖	📦	€
	mm	mm	mm	kg		VB0002
SG-25HS	250	120	30 x 15	3,05	5	79,70
SG-50HS	500	120	30 x 15	3,83	5	106,40

## Vibrating table clamp RT



№	← a →	← b →	← x →	⚖	📦	€
	mm	mm	mm	kg		VB0002
RT30	300	140	25 x 12	2,26	1	51,40
RT60T25	600	250	40 x 11	5,67	1	126,10



- Rapid – Up to 5 x faster than conventional clamps
- Secure – Unaffected by vibrations
- Strong – High clamping force
- Clamping force up to 8,000 N

- Heavy design
- Rapid – up to 5 times faster than conventional clamps
- Secure – unaffected by vibrations
- Strong – high clamping force
- Clamping force up to 9,500 N

- Clamping force up to 4,500 N
- Eccentric clamping without toothing
- Unaffected by dirt
- Heat-resistant

High-performance clamps

## High-performance clamping



Clamping force of up to 40,000 N

Increasingly high clamping pressures, with larger throat depths and wider openings. These are the demands that original BESSEY high-performance clamps need to fulfil on a daily basis. Used in steel and boiler construction, shipbuilding and automotive engineering. Also in heavy timber construction,

laminated wood beam construction, and carpentry. In other words, wherever sturdy or heavy parts need to be clamped very securely, with a very high clamping pressure. Developed on the basis of the tried-and-tested BESSEY all-steel screw clamp, the original BESSEY high-performance clamps fulfil all requirements with panache... again and again!

The high-performance clamp STBS – very sturdy and long-lasting, offering exceptional clamping pressures.



## High-performance clamps

# High-performance clamping



### Your benefits at a glance:

- 1 Extremely sturdy**  
Fixed bracket and pressure plate are produced and tempered from a single piece, thus very torsion-resistant. This guarantees you maximum tensile strength and sturdiness.
- 2 Special tilting pressure plate**  
The heat-resistant pressure plate is replaceable and can be tilted up to 35° so it can even clamp on angled or sloping surfaces.
- 3 Tempered spindle**  
The tempered spindle is particularly sturdy and wear-resistant. This considerably increases its durability.
- 4 Sturdy tommy bar**  
The sturdy tommy bar has special rounded hand-friendly ends, as well as a hexagonal bolt. This allows powerful, controlled clamping.

- Clamping force up to 8,500 N
- Tightening torque: 25 Nm



### Fitters' clamp SGLM




N <sup>o</sup>	← a →	← b →	← x →	⚖	📦	€
	mm	mm	mm	kg		VB0002
SGL20M	200	120	27 x 13	1,88	5	50,20
SGL25M	250	120	27 x 13	2,00	5	51,80
SGL30M	300	120	27 x 13	2,11	5	53,70
SGL40M	400	120	27 x 13	2,34	5	56,80
SGL50M	500	120	27 x 13	2,60	5	60,10
SGL60M	600	120	27 x 13	2,82	5	63,20

# High-performance clamps



## High-performance clamp SGM, heavy duty



№	← a →	← b →	← x →	⚖	📦	€
	mm	mm	mm	kg		VB0002
SG25M	250	120	30 x 15	2,58	5	58,40
SG30M	300	140	30 x 15	3,00	5	59,90
SG40M	400	120	30 x 15	3,17	5	67,90
SG50M	500	120	30 x 15	3,40	5	75,90
SG60M	600	120	30 x 15	3,80	5	80,10
SG80M	800	120	30 x 15	4,45	5	87,90
SG100M	1000	120	30 x 15	4,95	5	99,30
SG125M	1250	120	30 x 15	5,87	1	115,60
SG150M	1500	120	30 x 15	6,65	1	129,00
SG30T20M	300	200	30 x 15	2,00	1	70,00
SG60T20M	600	200	30 x 15	2,00	1	92,00

Also available with lever handle - see page 63




## High-performance clamp STBM, heavy duty



№	← a →	← b →	← x →	⚖	📦	€
	mm	mm	mm	kg		VB0002
STB30M	300	175	40 x 20	5,61	1	114,40
STB40M	400	175	40 x 20	6,10	1	120,40
STB50M	500	175	40 x 20	6,67	1	125,60
STB60M	600	175	40 x 20	7,23	1	130,10
STB80M	800	175	40 x 20	8,35	1	138,50
STB100M	1000	175	40 x 20	9,42	1	149,80
STB125M	1250	175	40 x 20	10,77	1	183,20
STB150M	1500	175	40 x 20	12,20	1	202,50



## High-performance clamp STBS, extremely heavy duty



№	← a →	← b →	← x →	⚖	📦	€
	mm	mm	mm	kg		VB0002
STBS30	300	200	50 x 25	10,46	1	243,30
STBS50	500	200	50 x 25	12,17	1	264,20
STBS100	1000	200	50 x 25	17,30	1	311,80



## High-performance clamp STBVC, extremely heavy duty



№	← a →	← b →	← x →	⚖	📦	€
	mm	mm	mm	kg		VB0002
STBVC15	150	100	40 x 20	4,06	5	100,20
STBVC25	250	100	40 x 20	4,62	5	109,90
STBVC35	350	100	40 x 20	5,13	5	122,80

For coarse and V-shaped pressure plate for high-performance clamps, see accessories, page 86



- Clamping force up to 12,000 N
- Tightening torque: 40 Nm

- Clamping force up to 22,000 N
- Tightening torque: 80 Nm
- With 19 mm hexagonal bolt

- Clamping force up to 35,000 N
- Tightening torque of 110 Nm
- With 36 mm hexagonal bolt
- With wedge for fixing the sliding arm

- Clamping force up to 40,000 N
- Tightening torque of 150 Nm
- With 19 mm hexagonal bolt
- With wedge for fixing the sliding arm



## U-clamps

# Step-over clamping



**No spacers or extension pieces necessary**

The original BESSEY U-clamps have been developed on the basis of the tried-and-tested all-steel, lever and high-performance clamps.

**The characteristic U-shaped fixed arms swiftly reaches over obstructions so find its objective like an extra hand. No spacers or extensions are needed with the high stepping U-clamp.**

The SGU high-performance clamp – with U-shaped fixed arm for step-over clamping with no need for spacers.



## U-clamps

# Step-over clamping



### Your benefits at a glance:

#### 1 Extremely sturdy

The U-shaped fixed arm is produced and tempered from a single piece, thus very torsion-resistant. This guarantees you maximum tensile strength and sturdiness.

#### 2 Special tilting pressure plate

The heat-resistant pressure plate is replaceable and can be tilted up to 35° so it can even clamp on angled or sloping surfaces.

#### 3 Forged sliding arm

The sliding arm is made from forged tempered steel, and can withstand extremely large loads. You can be sure of that.

#### 4 Tempered spindle

The tempered spindle is particularly sturdy and wear-resistant. This considerably increases its durability.

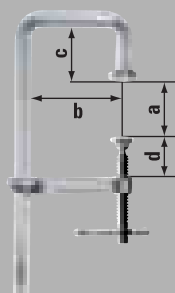
#### 5 Sturdy tommy bar

The sturdy tommy bar has special rounded hand-friendly ends, as well as a hexagonal bolt. This allows powerful, controlled clamping.

# U-clamps



## U-shaped all-steel screw clamp GUZ



N <sup>o</sup>	< a >	< b >	< c >	< d >	< x >			€
	mm	mm	mm	mm	mm	kg		VB0002
GU25-12-6ZK	250	120	60	60	22 x 10.5	1,46	10	39,00

- Clamping force up to 4,000 N
- Step-over clamping from both sides
- Lightweight
- Versatile clamping



## U-shaped high-performance clamp SGU, heavy duty




N <sup>o</sup>	< a >	< b >	< c >	< d >	< x >			€
	mm	mm	mm	mm	mm	kg		VB0002
SGU30-14-10	300	140	100	130	30 x 15	3,75	5	82,00



- Clamping force up to 12,000 N
- Step-over clamping from both sides
- Tightening torque: 80 Nm
- With 19 mm hexagonal bolt



## U-shaped high-performance clamp STBU, extremely heavy duty



N <sup>o</sup>	< a >	< b >	< c >	< d >	< x >			€
	mm	mm	mm	mm	mm	kg		VB0002
STBU40-17-15	400	175	150	110	40 x 20	7,96	1	168,10

- Clamping force up to 22,000 N
- Step-over clamping from both sides
- Tightening torque: 80 Nm
- With 19 mm hexagonal bolt



## U-shaped lever clamp GUH



N <sup>o</sup>	< a >	< b >	< c >	< d >	< x >			€
	mm	mm	mm	mm	mm	kg		VB0002
GU25-12-6H	250	120	60	10	22 x 10.5	1,67	5	52,40

- Clamping force up to 3,800 N
- Step-over clamping
- Lightweight
- Rapid – up to 5 x faster than conventional clamps

## Claw clamps

# Clamping and spreading in confined spaces



### Ideal for particularly challenging tasks

The original BESSEY claw clamp lets you clamp and spread in even the most confined spaces. It can be used in narrow openings as well as for short projections. This is thanks to the clamp's unique

clamping and spreading mechanism, which is located behind the rail. The original BESSEY claw clamp also boasts a very robust construction. This makes it the perfect tool for particularly challenging tasks, such as welding and assembly work.

The claw clamp GRA – specially developed for welding and assembly work in poorly accessible places.



# Claw clamps



## Your benefits at a glance:

### 1 External handle

The handle is located behind the clamp's rail. This is specially conceived to allow the clamping and spreading of workpieces which are not easily accessible.

### 2 Special V-grooved pressure plate

This sturdy pressure plate is made from high-grade cast iron, and can be tilted by up to 30°. The prism is ideal for spreading round or angular workpieces.

### 3 Removable end stop

The end stop can be removed with no need for tools – to allow the sliding arm to be quickly turned around for spreading.

### 4 Extremely sturdy

Fixed bracket and pressure plate are produced and tempered from a single piece, thus very torsion-resistant. This guarantees you maximum tensile strength and sturdiness.

## Claw clamp GRA



Nº	← a →	← b →	← x →	⚖	📦	€
	mm	mm	mm	kg		VB0002
GRA30	300	100	27 x 13	2,60	5	74,00
GRA60	600	100	27 x 13	3,30	5	84,10
GRA100	1000	100	27 x 13	4,30	5	100,00

## Pressure piece GRD



Nº	⚖	📦	€
	kg		VB0002
GRD	0,70	2	12,50




- Clamping and spreading force up to 8,000 N
- Externally-positioned spindle, protected from welding spatter
- Clear access to work area

- Spreading from the inside outwards
- Flat jaw face
- V-groove for clamping round and oval work pieces




## C-clamps




- Clamping force of up to 15,000 N
- Unbreakable and tempered
- Tried and tested BESSEY all-steel quality






### C-clamp VC

N <sup>o</sup>	← a →	← b →	← x →				€
	mm	mm	mm	kN	kg		VB0002
VC2	50	50	19.5 x 9.5	7	0,43	10	24,60
VC3	75	50	22 x 10.5	13	0,63	10	28,20
VC4	100	60	25 x 12	13	1,02	10	36,40
VC6	150	75	27 x 13	15	1,41	10	47,90
VC8	200	90	30 x 15	15	2,25	5	60,20
VC10	250	100	40 x 20	15	4,01	5	76,80

- Clamping force of up to 14,000 N
- Drop forged






### C-clamp SC

N <sup>o</sup>	← a →	← b →				€
	mm	mm	kN	kg		VB0002
SC40	40	40	3	0,40	10	20,20
SC60	60	55	4	0,57	10	23,10
SC80	80	65	7	0,99	10	26,70
SC100	100	75	8	1,40	10	32,20
SC120	120	85	11	2,10	10	38,70
SC150	150	95	13	2,35	10	42,80
SC200	200	105	13	4,00	5	54,10
SC80T	80	85	6	1,69	1	39,20
SC100T	100	100	10	2,26	1	51,00
SC120T	120	110	11	3,20	1	64,40
SC150T	150	130	14	4,22	1	83,40

- Clamping pressure of up to 20,000 N
- Very sturdy, cast design



### C-clamp M

N <sup>o</sup>	← a →	← b →				€
	mm	mm	kN	kg		VB0002
M101	100	70	12	1,80	1	54,80
M103	150	120	17	3,70	1	72,10
M104	200	160	20	5,70	1	108,30
M105	250	200	20	8,50	1	139,40
M106	300	220	20	10,50	1	172,20

# Parallel and pipe screw clamps



## Parallel screw clamp PA

N <sup>o</sup>	← a →				€
	mm	mm	kg		VB0003
PA28	28	50	0,08	1	7,20
PA40	40	60	0,10	1	8,70
PA55	55	75	0,18	1	10,80
PA70	70	100	0,43	1	14,90
PA105	105	135	0,92	1	20,10

- Twin spindles
- Precisely parallel positioning of the jaw faces



## Pipe clamping set RS

N <sup>o</sup>	For pipe Ø	← b →			€
	inch	mm	kg		VB0003
RS75	3/4	45	1,60	5	36,90


- Suitable for DN 20/R3/4" steel pipes
- Outer diameter 26.9 mm
- Complete with short pipe section for pressing and spreading



## Pipe clamping set RO

N <sup>o</sup>	Length of the clamping prisms	For pipes Ø			€
	mm	mm	kg		VB0001
RO	170	From 100 to 400*	1,39	1	44,30

Contents: 4 clamping prisms, 4 socket head screws  
Suitable for original BESSEY malleable cast iron screw clamps with a throat depth of 100 to 200 mm



- Ideal for clamping round or oval work pieces
- Easy to fit

## Multi angle pad VAD



N <sup>o</sup>		Jaw face width			€
		mm	kg		VB0003
VAD	from 60° inner to 60° outer	45	0,48	1	38,00

Contents: 2 adapters

- For adaptation to round, oval and angular workpieces in particular
- Suitable for all original BESSEY malleable cast iron screw clamps and all-steel screw clamps, as well as fitters' clamps with a throat depth of 100 mm or more

## Metal angle clamps

# Clamping angles and mitres



**Unhindered access to workpiece during welding and assembly work**

**The original BESSEY metal angle clamps have been especially developed for use in steel construction, welding and metalworking. Their wide range of applications includes e.g. holding, fixing and**

**aligning materials at an exact right angle. The clear working area means that you can access the work piece unhindered during welding and assembly work, and when fixing T-joints. That's why the original BESSEY metal angle clamp is a must for every workshop.**

The metal angle clamp WSM – for holding work pieces – including work pieces of different thicknesses – at a precise 90° angle.



# Metal angle clamps



## Welders' angle clamps WSM



N <sup>o</sup>	Current pas- sage max.	← a →					€
	mm	mm	mm	mm	kg		VB0003
WSM9	60	90	35	110	3,80	1	128,90
WSM12	100	120	61	120	7,80	1	146,00



- Automatic adjustment to work pieces of different thicknesses
- Sturdy jaws and base made from high-grade cast iron
- Copper-plated spindles
- Exact 90° angle



## Welding clamp set SM 10



N <sup>o</sup>		← a →				€
		mm	mm	kg		VB0003
SM10-SET	5°-180°	100	35	10,66	1	221,80



- Clamping aid for clamping components of different thicknesses at any chosen angle
- Sturdy body and base plate made from high-quality cast iron
- Copper-plated spindle
- Angle range: 5°-180°

## Grip pliers

# Clamping and gripping



**Many variants to cover a very wide range of applications**

**Whether for all-round or step-over clamping, or for fixing workpieces which are lying next to one another: the original BESSEY grip pliers are always ideal. This is because the infinitely adjustable plier**


**jaws lie parallel to each other in every position, or at the desired angle to one another. And the best thing is: the selected clamping pressure remains constant however wide open the mouth of the pliers is. That's true whatever variant you choose. Try it out!**

The pipe grip GRZRO – secure clamping of round work pieces thanks to infinitely adjustable plier jaws.

# Grip pliers



## Parallel grip GRZ



N <sup>o</sup>	← a →	← b →	⚖	📦	€
	mm	mm	kg		VB0003
GRZ10	100	65	1,00	10	47,10
GRZ20	200	65	1,20	10	51,60



- Parallel jaw faces
- Prism recess for small round parts
- Includes pressure cap set GRZK for gentle clamping of sensitive surfaces



## C-grip GRZC



N <sup>o</sup>	← a →	← b →	⚖	📦	€
	mm	mm	kg		VB0003
GRZC	110	80	1,10	10	54,90

- For step-over clamping from both sides



## Variogrip GRZV




N <sup>o</sup>	← a →	← b →	⚖	📦	€
	mm	mm	kg		VB0003
GRZV	100	50-80	1,25	10	79,60

- Throat depth and opening are infinitely adjustable thanks to split sliding arm
- For clamping work pieces of different thicknesses, or non-aligned work-pieces



## Pipe grip GRZRO



N <sup>o</sup>	For pipes Ø	← b →	⚖	📦	€
	mm	mm	kg		VB0003
GRZRO	0-110	65	1,30	10	66,70

- Ideal for holding round objects of constant diameter
- Includes pressure cap set
- Gentle clamping of sensitive surfaces
- Suitable for spot welding, heat-resistant up to 200°C

## Machine table clamps

# For clamping onto the machine table



### Extremely compact and powerful

Original BESSEY BAS clamps are ideal for assembly, drilling, rubbing, milling, grinding, honing, eroding, testing, etc. The BAS clamps are characterised above all by their incredibly compact design

and large clamping pressure. The housings and clamping arms are made from tempered stainless steel, and are extremely heavy duty and durable, as well as being suitable for use in even the most restricted spaces.

The BAS-U matic clamp – extra-high clamping pressure with exceptionally compact design.



## Machine table clamps



### BAS-U matic clamps



N <sup>o</sup>	← a →	← b →	⚖	📦	€
	mm	mm	kg		VB0003
BAS-U9-4	90	47	1,25	1	210,80
BAS-U10-6	100	67	1,35	1	216,80
BSP-U10-6	100	67	1,35	1	210,80

- Clamping force up to 16,000 N
- Space-saving design
- With time-saving automatic clamping and release system
- Fixing hole open for M 10 / M 12



### BAS-C compact clamp



N <sup>o</sup>	← a →	← b →	⚖	📦	€
	mm	mm	kg		VB0003
BAS-C9-4	88	40	1,30	1	181,30
BAS-C10-6	97	60	1,30	1	187,60
BSP-C10-6	97	60	1,30	1	181,30

- Clamping force up to 16,000 N
- Space-saving design
- Fixing hole open for M 10 / M 12



### BAS-CB compact clamp



N <sup>o</sup>	← a →	← b →	⚖	📦	€
	mm	mm	kg		VB0003
BAS-CB9-4	88	40	1,30	1	181,30
BAS-CB10-6	97	60	1,30	1	187,60
BSP-CB10-6	97	60	1,30	1	181,30

- Clamping force up to 16,000 N
- Space-saving design
- Fixing hole closed for M 10 / M 12

### Base unit BASO



N <sup>o</sup>	Clamping height	Fastening thread	For screw DIN 912	⚖	📦	€
	mm			kg		VB0003
BASO	80	M 10	M10 / M12	0,45	1	57,30

- 80 mm extension
- Stackable by up to 10 units
- Fixing hole open, including cheese head screw
- Suitable for all BESSEY BAS clamps

### BASKN wrench with T-bar



N <sup>o</sup>	W. acr. flats, allen key	W. acr. flats, ball allen key	Tommy bar length	⚖	📦	€
			mm	kg		VB0003
BASKN	SW 11	SW 8+SW 10	230	0,30	1	19,30

## Machine table clamps

- Clamping force up to 12,000 N
- For fixing to tables and other equipment
- Extremely versatile, rotatable through 360°
- Pressure plate tilts by up to 35°, especially for clamping sloping parts



### Jig & fixture clamp SGS



N <sup>o</sup>	Clamping height	← b →	← x →	Clamp. force				€
	mm	mm	mm	approx. N	mm	kg	VB0003	
SGS20-14	200	140	30 x 15	12000	46	2,86	5	131,50



### Hold down table clamps BS




N <sup>o</sup>	Clamping height	← b →	← x →	Clamp. force				€
	mm	mm	mm	approx. N	mm	kg	VB0003	
BS2N	200	100	19.5 x 9.5	3500	10,5	1,35	1	83,40
BS3N	200	120	22 x 10.5	5500	13	1,55	1	94,90
BS4N	200	120	27 x 13	7500	16,5	2,65	1	103,60
BS5N	240	120	30 x 15	10000	16,5	3,30	1	121,40

- Clamping force up to 10,000 N
- Tilting and infinitely height-adjustable
- For drilling and light milling work
- Lever mechanism for rapid clamping and release



### Hold down table clamps BSG



N <sup>o</sup>	Clamping height	← b →	← x →	Clamp. force				€
	mm	mm	mm	approx. N	mm	kg	VB0003	
BSG21-14	210	140	30 x 15	12000	16,5	3,22	1	81,90

- Clamping force up to 12,000 N
- For fixing to tables and other equipment
- Pressure plate tilts to an angle of 35°, especially for clamping sloping parts

## Hold down table clamps / Earth (ground) clamps



### Claw machine clamp GRS



N <sup>o</sup>	Clamping height	← b →	← x →	Clamp. force				€
	mm	mm	mm	approx. N	mm	kg		VB0003
GRS20-14	200	120	27 x 13	6500	16,5	3,00	1	104,40

- Clamping force up to 6,500 N
- Swivelling, vertically infinitely adjustable clamp
- Externally-positioned spindle to allow unobstructed access to the work area and clamping in confined spaces
- For drilling and light milling work



### Hold down fixture HS




N <sup>o</sup>			€
	kg		VB0003
HS4-5	0,48	10	14,40

- Made from galvanised steel
- May be fitted to any machine table by screwing or welding
- Suitable for BS4N, BS5N, BSG21-14, GRS20-14



### Earth (ground) clamp TP



N <sup>o</sup>	← a →	← b →	← x →				€
	mm	mm	mm	mm	kg		VB0001
TP-1	150	80	25 x 6	10.5	0,78	10	15,90
TP-1F	150	80	25 x 6	10.5	0,78	10	16,80
TP-1K	150	80	25 x 6	10.5	0,75	10	16,80

- Standard design
- With malleable cast iron arms
- Connection hole in cast iron upper part
- Up to 400 A load



### Earth (ground) clamp TGP



N <sup>o</sup>	← a →	← b →	← x →				€
	mm	mm	mm	mm	kg		VB0001
TG-P12	120	60	20 x 5	10.5	0,42	10	12,70
TG-P20	200	100	27 x 7	13	1,08	10	21,10

- With malleable cast iron arms
- Connection hole at end of rail
- Up to 500 A load



### Earth (ground) clamp CPF



N <sup>o</sup>	← a →	← b →				€
	mm	mm	mm	kg		VB0001
CP-F	50	30	8.4	0,19	10	7,20

- With C-shaped malleable cast iron arms
- Up to 100 A load

## Welding and special magnets



- Holding round and flat iron work pieces at precisely-defined angles
- Available for a range of angles



### Welders' magnetic squares

N <sup>o</sup>	Version	∠	⚖	⚖	📦	€
			kg	kg		
WMS-1	open	90°/45°	30	0,50	1	17,60
WMS-3	Compact, open	90°/45°	23	0,28	1	15,80
WMS-4	Double comp., open	0-180°	40	0,56	1	20,40
WMS-5	open	90°/45°	40	0,50	1	20,70
WMS-6	open	30°/45°/60°/75°/90°	24	0,24	1	15,80
WMS-7	closed	90°/45°	19	0,30	1	15,80
CMS-1	open	90°/45°	50	1,20	1	32,40
BDMS-1	closed	90°/45°	59	3,40	1	83,40



- For earthing welding apparatus




### Welders' magnetic ground clamps

N <sup>o</sup>	Amperage max amps	⚖	Dimensions Ø x H	⚖	📦	€
	A	kg	mm	kg		
MGC-1	250	31	89 x 18	0,62	1	31,20
MGC-2	800	32	89 x 18	0,63	1	31,20



- Exclusively for special applications



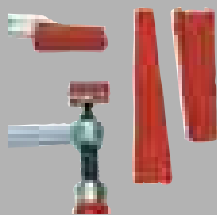
### Special magnets

N <sup>o</sup>	Version	⚖	Dimensions Ø x H	⚖	📦	€
		kg	mm	kg		
MBC	Belt clip, magnetic	9	89 x 18	0,14	1	9,00
MPU-1	Rod-magnetic lever	1.35	80 x 940	0,60	1	19,30
MS-1	Telesc. magn. lever	0.8	8 x 650	0,03	1	6,80
MBT	Magn. lever, flexible	0.55	2,5 x 480	0,05	1	6,80



## Accessories

### Pressure cap strips SKS (2 pcs./bag)



N <sup>o</sup>	Suitable for	€
		<b>VB0003</b>
SKS10/20	TG10 / G10Z to TG20 / G20Z	4,80
SKS20/40	TG20 / G20Z to TG40 / TGK / G60Z	5,00

- For all screw clamps
- For gentle clamping
- May be applied on both sides
- Cut them to size


### Tommy bar accessory KA (2 pcs./bag)



N <sup>o</sup>	Suitable for	€
		<b>VB0001</b>
3101194	TG...K, TGK...K, TGNT...K*, GZ...K**, SPZ60K, GU25-12-6ZK, KT8-3, VC3, RS75	8,50
3101195	SG...M, SGU, SPZ80K, BSG, SGS	9,50

\* from width 100 up to 500 mm

\*\* from width 100 up to 140 mm



- Made from soft, hand-friendly plastic

### Handle with soft material insert, incl. high-quality steel pressure plate (1 pc./bag)



N <sup>o</sup>	Suitable for	€
		<b>VB0003</b>
3101179	TG16, TG...B8, G16Z, G...B8Z, GM16Z, GM...B8Z	6,90
3101182	TG20, TG...S10, G20Z, G...S10Z, GM20Z, GM...S10Z	8,90
3101186	TG25, TG...S12, G25Z, G...S12Z, GM25Z, GM...S12Z	9,90
3101187	TG30, TG...S14, TG40, TG...S17, TGK, G30Z – G125Z, GM30Z – GM125Z	10,90

- Modern, symmetrical shape
- Integral thumb grip
- Simulated turning motion feel built into handle
- Optimum control
- Maximum grip
- No slipping

## Accessories


- Exceptionally well-suited to welding tasks
- Galvanised for optimum protection from rust



### Replaceable pressure plate made from quality steel (4 pcs./bag)

Nº	Suitable for	€
		<b>VB0003</b>
3101180	TG16, TG...B8, G16Z, G...B8Z, GM16Z, GM...B8Z	5,50
3101183	TG20, TG...S10, G20Z, G...S10Z, GM20Z, GM...S10Z, TG25, TG...S12, G25Z, G...S12Z, GM25Z, GM...S12Z	6,50
3101188	TG30, TG...S14, TG40, TG...S17, TGK, G30Z – G125Z, GM30Z – GM125Z	7,50

- No contamination of stainless steel
- Ideal for welding applications, when cap is removed
- Soft plastic cap for non-slip, gentle clamping



### Replaceable stainless steel pressure plate, with plastic cap (4 pcs./bag)

Nº	Suitable for	€
		<b>VB0003</b>
3101181	TG16, TG...B8, G16Z, G...B8Z, GM16Z, GM...B8Z	10,90
3101184	TG20, TG...S10, G20Z, G...S10Z, GM20Z, GM...S10Z, TG25, TG...S12, G25Z, G...S12Z, GM25Z, GM...S12Z	12,90
3101189	TG30, TG...S14, TG40, TG...S17, TGK, G30Z – G125Z, GM30Z – GM125Z	14,90

- Better fixing of larger work pieces
- No pressure points on the work piece
- Large contact surface: diam. 80 mm



### Replaceable aluminium pressure plate with large contact surface, diam. 80 mm (2 pcs./bag)

Nº	Suitable for	€
		<b>VB0003</b>
3101185	TG20, TG...S10, G20Z, G...S10Z, GM20Z, GM...S10Z, TG25, TG...S12, G25Z, G...S12Z, GM25Z, GM...S12Z	18,90
3101190	TG30, TG...S14, TG40, TG...S17, TGK, G30Z – G125Z, GM30Z – GM125Z	19,90

### Pressure plate for high-performance clamps

Nº	Version	Suitable for	€
			<b>VB0003</b>
3101192	serrated	High-performance clamps SGLM, SGM, STBM, STBVC	15,30
3101193	V-grooved	High-performance clamps SGLM, SGM, STBM, STBVC	15,30




- Serrated surface for a secure grip on soiled work pieces



## Selling aids


### ZW1



N <sup>o</sup>	Width x depth x height mm	kg	€
ZW1	500x600x1460	16,50	290,00

- Sturdy metal construction on castors
- Holds approx. 90 clamps
- Dimensions: 50 x 60 cm
- For use as a sales aid, also suitable for use at shop-floor level

### ZW2



N <sup>o</sup>	Width x depth x height mm	kg	€
ZW2	1000x600x1525	33,00	470,00

- Very sturdy metal construction on castors
- Even holds long screw clamps
- Dimensions: 100 x 60 cm
- For use as a sales aid, also suitable for use at shop-floor level

### VFW



N <sup>o</sup>	Width x depth x height mm	kg	€
VFW	500x600x1460	53,00	390,00

- Specially developed for sales and demonstration purposes
- Dimensions: 50 x 60 cm

### Individually filled perforated panels available on request

If you require, we can fill your perforated panel exactly according to your needs. We can offer you a specially-tailored filling concept with everything that entails. Just let us know what clamping tools you would like, and we will tell you what tool hooks, labels and mounting rails you require. For all-round professional product presentation and an effective boost for your sales. Just ask us!

**BESSEY Cutting Technology**

## **Product-range 2006/2007**

Technological edge thanks to the most innovative ideas and highest quality

You can find all information regarding cutting in the subsequent pages in a structured and lucid manner.

From handsnips with leverage to special tools for sheet metal work – and plumbing. And you will observe that BESSEY always offers you the best solution for all your tasks and applications. Enjoy browsing through!

*Erdi*







# Table of contents


**94–99 Compound leverage snips**

 Shape cutting snips  
D29SS-2/D27/D17

 Punch snip  
D407

 Universal snip with wide blades  
D106A

 Shape and straight cutting snips  
D29ASS-2/D27A/D17A/D08/D16A

 Shape cutting punch snip  
D414

 Lyons pattern snip  
D101


 Straight cutting snips  
D29BSS-2/D27B

 Pelican snip  
D418

 Berlin pattern snips  
D202/D102

 MULTISNIP Longstyle  
D22A

**106–111 Standard tin snips**

 Shape and straight cutting snips  
D316/D216/D116

 English pattern snip  
D159

**100–101 Aviation snips**


 Aviation snips  
D16/D16L/D16S

 Pelican snips  
D318/D218/D118


 American pattern snip  
D146

**102–105 High-performance snips with HSS edges**


 Shape and straight cutting snip HSS-TiN  
D27AH-TiN


 Punch snip with curved blades  
D208


**112 Steel strap cutters**


 Safety strap cutter with compound leverage  
D122S

 Shape and straight cutting snips HSS  
D27AH/D416


 Punch snips  
D307/D207/D107

 Steel strap cutters  
D122N/D122A

 Shape cutting snip  
D17H

 Shape cutting punch snips  
D214/D114

**113 Nibbler**


 Nibbler with cutting-off function  
D23


**113 Bolt cutters**

 Bolt cutters  
D90/D92

 Mesh cutter  
D93

**114–115 Multi-purpose cutters**

 Multi-purpose cutters  
D47-2/D48-2/D48A-2


 Cable cutter  
D49-2

 MULTISNIP Master  
D51A


**116–117 High-tech shears**

 Fabric shears  
D920 „Aramid“  
D910 „Fibre-Z“  
D900 „Fibre“

**118–119 Jewellers' and thin sheet snips**


 Jewellers' snips  
D70/D71/D72/D73/D74/D75/D76

**120–121 Household and multi-purpose shears**

 Multi-purpose shears  
D820/D821


 Electricians' scissors  
D53


 Household and dressmakers' shears  
D840

 Paperhangers' and paper shears  
D851/D853


 Industrial and professional shears  
D860


**122–125 Tools for sheet metal work and plumbing**

 Flat-nosed pliers for sheet metal work  
D301


 Round nosed pliers  
D311

 Mini folding pliers  
D331-22/D341-22

 Seaming and clinching pliers  
D33/D331/D34/D341/D35/D351


 Seaming pliers with extra wide jaws  
D391

 Folding pliers  
D355

 Corner seaming and clinching pliers  
D335

 Squeeze folding pliers  
D336

 Crimper  
D36

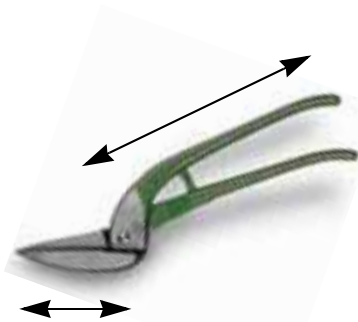
 Gutter support bowing pliers  
D396

**126–127 Alphabetic register**

## Lexicon

### 1. Types

#### Normal metal snips



In normal metal snips, edges and handle are traditionally forged into one unit. The force required for cutting is determined by the ratio of edge length to the handle length.

#### Handsnijs with leverage



Handsnijs with leverage comprise a cutter head and a handle. The compound action produces additional leverage.

### 2. Models

#### Ideal snips



These snips live up to their name. Because, ideal snips are real "all-rounders". They can cut through a metal sheet (straight-cut) as well as cut large and small contours or radii (outline-cut). In this case, it does not matter whether you are cutting at the edge (edge cut) or at the centre of a sheet. You can naturally use ideal snips for notching-operations.

#### Outline cutting snips



Outline-cutting snips are best suited when you want fine and narrow radius cuts near the edges of a metal sheet. You can use the delicately shaped edge of these snips to cut extremely narrow shapes or curves without any problem.

#### Straight cutting snips



Do you wish to cut a metal sheet at the centre and / or near the edges? Then the perfect tool for you is the straight cutting snips. You can use long edges of this tool to cross-cut and notch large metal sheets quickly and precisely with less effort.

### 3. Right cutting or left cutting snips. What is the difference?



Left cutting snips

Right cutting snips

Right cutting snips are sharpened and designed so that they can cut right radii (i.e. a curve from left to right) easily. Left cutting snips are the best for radius cuts from right to left.

The common perception is that, right cutting snips are for right-handers, and left cutting snips for left-handers. This is not true. In fact, it is the other way round. If you, a right-hander, are cutting a radius (see above, from left to right), using right cutting snips, you have to cut outwards from your wrist. With left cutting snips, (radius is then from right to left) you can cut inwards from your wrist. This is considerably more ergonomic. Try it out once!

#### 4. Grades

The service life of edges depends directly on the grades of steel used and processing. High-performance snips with case-hardened HSS – edges particularly fulfill the most stringent requirements regarding the service life and consistent cutting performance. Cutter heads of the HSS-TiN grade are additionally coated with extremely hard titanium nitride that reduces wear and tear. Other cutting materials, namely special high quality steel, high quality steel and standard quality steel, are available depending on the application and the frequency of use.

Quality of steel	For sheets up to
HSS-TiN	1100 N/mm <sup>2</sup>
HSS	1100 N/mm <sup>2</sup>
Special high quality steel	800 N/mm <sup>2</sup>
High quality steel	600 N/mm <sup>2</sup>
Standard quality steel	400 N/mm <sup>2</sup>

The high quality of the steel at the cutting edge leads to a much longer service life of the snip.

Quality of steel	For maximum sheet thickness at the tensile strength of:			
	400 N/mm <sup>2</sup>	600 N/mm <sup>2</sup>	800 N/mm <sup>2</sup>	1100 N/mm <sup>2</sup>
<b>Normal metal snips</b>				
<b>HSS</b> D407.; D414.; D416.; D418..	1,2 mm	1,0 mm	0,8 mm	/
<b>Special high quality steel</b> D307.; D316.; D318..;	1,2 mm	1,0 mm	0,8 mm	/
<b>High quality steel</b> D202.; D206.; D208.; D214.; D216.; D218..;	1,2 mm	1,0 mm	0,8 mm	/
<b>Standard quality steel</b> D101.; D102.; D106.; D107.; D114.; D116.; D118.; D146.; D159.; D70.; D71.; D72.; D73.; D74.; D76.; D122N; D122A	1,2 mm	1,0 mm	0,8 mm	/



Quality of steel	For maximum sheet thickness at the tensile strength of:			
	400 N/mm <sup>2</sup>	600 N/mm <sup>2</sup>	800 N/mm <sup>2</sup>	1100 N/mm <sup>2</sup>
<b>Hand snips with leverage</b>				
<b>HSS-TiN</b> D27AH-TiN	1,5 mm*	1,2 mm	1,2 mm	0,6 mm
<b>HSS</b> D17H; D27AH	1,5 mm*	1,2 mm	1,2 mm	0,6 mm
<b>Special high quality steel</b> D17SS; D17ASS; D29SS; D29ASS; D29BSS	1,5 mm*	1,2 mm	1,2 mm	/
<b>High quality steel</b> D08.; D16.; D17; D22A; D27; D27A; D27B	1,5 mm	1,2 mm	1,2 mm	/



\* snips can be stressed for up to 3 x 0.6 mm (1.8 mm) for a short period of time for cutting the seams.



## Higher quality work with less effort



Utilize the power of a compound lever!

Drop-forged cutter heads are always tempered and the edges double hardened! This produces high durability and burr-free cuts. Ergonomic handle has standard plastic coating and an anti-slip protection.

Both parts are joined in such a manner that it provides additional leverage. You can do the same work quicker with much less effort. Less worker fatigue = improved production! Try it out!

Shape and straight cutting snips D29ASS-2 and D27A – ideal for continuous, straight and curved cuts.

Shape cutting snips D17SS – exceptionally robust for critical outline cuts.





# Compound leverage snips



- NEW: ERGO-handle for increased comfort – reduced hand fatigue!
- For short, straight and shaped cuts
- Edges with micro-serrations for slip-proof working
- Available in right- or left cutting versions



## Shape cutting snips

N <sup>o</sup>	< a >		< b >		kg	5	€
	mm	"	mm	"			
D29SS-2	260	10 1/4	40	1 5/16	0,48	5	42,00
D29SSL-2	260	10 1/4	40	1 5/16	0,48	5	42,00
D29SS-2-SB	260	10 1/4	40	1 5/16	0,48	5	43,00
D29SSL-2-SB	260	10 1/4	40	1 5/16	0,48	5	43,00



- NEW: ERGO-handle for increased comfort – reduced hand fatigue!
- For continuous, straight and shaped cuts
- Compact cutter head: High manoeuvrability for shape cutting
- Optimised leverage ratio: 25 % less effort
- Optimised edge shape: No slipping even without serrations
- Available in right- or left cutting versions



## Shape and straight cutting snips

N <sup>o</sup>	< a >		< b >		kg	5	€
	mm	"	mm	"			
D29ASS-2	260	10 1/4	33	1 5/16	0,48	5	44,00
D29ASSL-2	260	10 1/4	33	1 5/16	0,48	5	44,00
D29ASS-2-SB	260	10 1/4	33	1 5/16	0,48	5	45,00
D29ASSL-2-SB	260	10 1/4	33	1 5/16	0,48	5	45,00



- NEW: ERGO-handle for increased comfort – reduced hand fatigue!
- For continuous, straight cuts
- Edges with micro-serrations for slip-proof working
- Available in right- or left cutting versions



## Straight cutting snips


N <sup>o</sup>	< a >		< b >		kg	5	€
	mm	"	mm	"			
D29BSS-2	260	10 1/4	33	1 5/16	0,51	5	47,70
D29BSSL-2	260	10 1/4	33	1 5/16	0,51	5	47,70
D29BSS-2-SB	260	10 1/4	33	1 5/16	0,52	5	48,70
D29BSSL-2-SB	260	10 1/4	33	1 5/16	0,52	5	48,70



## Shape cutting snips



N <sup>o</sup>	← a →		← b →		kg	5	€
	mm	"	mm	"			
D27	260	10 1/4	40	1 5/16	0,49	5	35,00
D27L	260	10 1/4	40	1 5/16	0,49	5	35,00
D27-SB	260	10 1/4	40	1 5/16	0,49	5	36,00
D27L-SB	260	10 1/4	40	1 5/16	0,49	5	36,00



- For short, straight and outline cuts
- Edges with micro-serrations for slip-proof working
- Available in right- or left cutting versions

## Shape and straight cutting snips



N <sup>o</sup>	← a →		← b →		kg	5	€
	mm	"	mm	"			
D27A	260	10 1/4	33	1 5/16	0,52	5	35,00
D27AL	260	10 1/4	33	1 5/16	0,52	5	35,00
D27A-SB	260	10 1/4	33	1 5/16	0,52	5	36,00
D27AL-SB	260	10 1/4	33	1 5/16	0,52	5	36,00




- For long continuous, straight and curved cuts
- Edges with micro-serrations for slip-proof working
- Available in right- or left cutting versions

## Straight cutting snips



N <sup>o</sup>	← a →		← b →		kg	5	€
	mm	"	mm	"			
D27B	260	10 1/4	32	1 5/16	0,52	5	38,00
D27BL	260	10 1/4	32	1 5/16	0,52	5	38,00
D27B-SB	260	10 1/4	32	1 5/16	0,52	5	39,00
D27BL-SB	260	10 1/4	32	1 5/16	0,52	5	39,00



- For long continuous, straight cuts
- Edges with micro-serrations for slip-proof working
- Available in right- or left cutting versions

# Compound leverage snips

- For short, straight and curved cuts
- Exceptionally robust:  
Drop-forged handles
- Available in right- or left cutting versions



## Shape cutting snips

N <sup>o</sup>	< a >		< b >		kg	5	€
	mm	"	mm	"			
D17SS	250	10	38	1 1/2	0,53	5	58,90
D17SSL	250	10	38	1 1/2	0,53	5	58,90
D17	250	10	38	1 1/2	0,53	5	49,40
D17L	250	10	38	1 1/2	0,53	5	49,40



- For continuous, straight and curved cuts
- Edges with micro-serrations for slip-proof working
- Exceptionally robust:  
Drop-forged handles
- Available in right- or left cutting versions



## Shape and straight cutting snips

N <sup>o</sup>	< a >		< b >		kg	5	€
	mm	"	mm	"			
D17ASS	240	9 1/2	24	1	0,55	5	53,00
D17ASSL	240	9 1/2	24	1	0,55	5	53,00
D17A	240	9 1/2	24	1	0,55	5	45,00
D17AL	240	9 1/2	24	1	0,55	5	45,00



- Special flat cutter head enables cutting narrowest radii
- For continuous, straight and curved cuts
- Edges with micro-serrations for slip-proof working
- Available in right- or left cutting versions



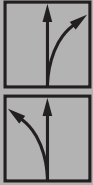
## Shape and straight cutting snips

N <sup>o</sup>	< a >		< b >		kg	5	€
	mm	"	mm	"			
D08	230	9	27	1 1/16	0,38	5	29,00
D08L	230	9	27	1 1/16	0,38	5	29,00
D08-SB	230	9	27	1 1/16	0,38	5	30,00
D08L-SB	230	9	27	1 1/16	0,38	5	30,00



# Compound leverage snips

## Shape and straight cutting snips



N <sup>o</sup>	← a →		← b →		kg	5	€
	mm	"	mm	"			
D16A	240	9 1/2	33	1 5/16	0,40	5	28,00
D16AL	240	9 1/2	33	1 5/16	0,40	5	28,00
D16A-SB	240	9 1/2	33	1 5/16	0,40	5	29,00
D16AL-SB	240	9 1/2	33	1 5/16	0,40	5	29,00




- For continuous, straight and curved cuts
- Edges with micro-serrations for slip-proof working
- Very good price to performance ratio
- Available in right- or left cutting versions

## MULTISNIP Longstyle



N <sup>o</sup>	← a →		← b →		kg	5	€
	mm	"	mm	"			
D22A	280	11	64	2 1/2	0,45	5	33,70



- For long continuous straight and large radius cuts
- Extra long cutting blades, laterally displaced for continuous cuts
- Angled cutter head for greater safety – keep the material at a distance and keep your hand out of the danger zone
- Available only in left cutting version
- On carded hang pack



## Aviation snips

# The classic for fine sheet metal work



### Extremely manoeuvrable

**These extremely manoeuvrable snips are best suited for short, straight and curved cuts. Micro-serrations prevent slipping. Cuts small radius**

**curves easily and precisely, even in thin sheet metals. Compound leverage handles require less effort to use. Hand fatigue for the worker is minimized. A great price performance ratio adds to the savings gained from improved productivity.**

Aviation snips – slip-proof working, thanks to micro-serrations of edges. Ideal for fine sheet metal work.

## Aviation snips



N <sup>o</sup>	← a →		← b →		kg	5	€
	mm	"	mm	"			
D16	240	9 1/2	40	1 9/16	0,38	5	22,00
D16-SB	240	9 1/2	40	1 9/16	0,38	5	23,00



- For short, straight and curved cuts
- Edges with micro-serrations for prevent slipping
- Left cut model available as well

## Aviation snips



N <sup>o</sup>	← a →		← b →		kg	5	€
	mm	"	mm	"			
D16L	240	9 1/2	40	1 9/16	0,38	5	22,00
D16L-SB	240	9 1/2	40	1 9/16	0,38	5	23,00




- For short, straight and curved cuts
- Edges with micro-serrations for prevent slipping
- Right cut model available as well

## Aviation snips



N <sup>o</sup>	← a →		← b →		kg	5	€
	mm	"	mm	"			
D16S	240	9 1/2	44	1 3/4	0,38	5	22,00
D16S-SB	240	9 1/2	44	1 3/4	0,38	5	23,00



- No offset to blades, for short, straight and curved cuts with a large radius in both left and right directions
- Edges with micro-serrations for prevent slipping
- Available only in left cutting version

**High-performance snips with HSS edges**

# **Best solution for every application**



## **Guaranteed high performance**

**Made from best grade steel with case hardened HSS cutting edges. Compared to conventional snips, these HIGH QUALITY – HIGH PERFORMANCE models will fulfill the most stringent requirements regarding service life and cutting properties.**

**Great for use on stainless steel and other hard sheet metals. Available in a wide variety of styles! Traditional designs, compound leverage designs, straight cutting, shape cutting, ideal pattern snips. The large selection makes find the right tool for the job easy!**

**D27AH shape and straight cutting snip – with case-hardened HSS edges for considerably longer service life.**



## Your benefits at a glance:

### 1 Longer service life

Tempered drop-forged cutting heads have hardened HSS inserts for a much longer service life and performance than conventional snips. Even when cutting the harder metals like stainless steel.

### 2 Compound leverage

Compound leverage reduces effort required considerably. Improving productivity while reducing hand fatigue for the worker.


### 3 Ergonomic handle

The plastic grips on the ergonomically designed handles have soft cushion inserts that further reduce hand fatigue for the worker. The soft cushion inserts also keep the hand from slipping on the grips.

## HSS-TiN ideal snips




№	← a →		← b →		kg	1	€
	mm	"	mm	"			
D27AH-TIN	260	10 1/4	33	1 5/16	0,52	1	186,60
D27AHL-TIN	260	10 1/4	33	1 5/16	0,52	1	186,60




- TiN coated-cutter head for longer service life even in case of hard materials
- Case-hardened HSS edges
- For continuous, straight and curved cuts
- Available in right- or left cutting versions



## High-performance snips with HSS edges



- For continuous, straight and curved cuts
- Edges made of case-hardened HSS
- Available in right- or left cutting versions



- For short, straight and curved cuts
- Edges made of case-hardened HSS
- Exceptionally robust:  
Drop-forged handles
- Available only in right cutting version




- For short, straight and curved cuts
- Edges made of case-hardened HSS
- Available in right- or left cutting versions

### HSS shape and straight cutting snips



N <sup>o</sup>	< a >		< b >		kg	1	€
	mm	"	mm	"			
D27AH	260	10 1/4	33	1 5/16	0,52	1	105,00
D27AHL	260	10 1/4	33	1 5/16	0,52	1	105,00



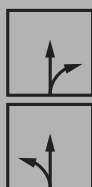
### HSS shape cutting snips



N <sup>o</sup>	< a >		< b >		kg	1	€
	mm	"	mm	"			
D17H	250	10	38	1 1/2	0,52	1	115,30



### HSS punch snips



N <sup>o</sup>	< a >		< b >		kg	1	€
	mm	"	mm	"			
D407-275	275	11	42	1 5/8	0,53	1	72,00
D407-275L	275	11	42	1 5/8	0,53	1	72,00
D407-300	300	12	43	1 11/16	0,60	1	78,00
D407-300L	300	12	43	1 11/16	0,60	1	78,00



# High-performance snips with HSS edges

## HSS shape cutting punch snip



N <sup>o</sup>	← a →		← b →		kg	kg	€
	mm	"	mm	"			
D414-275	275	11	43	1 11/16	0,58	1	89,80
D414-275L	275	11	43	1 11/16	0,58	1	89,80



- For short, straight and curved cuts (especially small radii)
- Case-hardened HSS cutting edges
- Very slick cutter head
- Available in right- or left cutting versions

## HSS ideal snips



N <sup>o</sup>	← a →		← b →		kg	kg	€
	mm	"	mm	"			
D416-280	280	11	34	1 3/8	0,58	1	95,00
D416-280L	280	11	34	1 3/8	0,58	1	95,00



- For long continuous, straight and curved cuts
- Cutting edges made of case-hardened HSS
- Available in right- or left cutting versions

## HSS pelican snips



N <sup>o</sup>	← a →		← b →		kg	kg	€
	mm	"	mm	"			
D418-300	300	12	62	2 7/16	0,66	1	99,00
D418-350	350	14	65	2 9/16	0,80	1	126,30



- For long continuous straight cuts
- Cutting edges made of case-hardened HSS
- Available only in right cutting version

## Standard tin snips

# The stable all-rounder



### Proven, robust and reliable

Standard tin snips are robust and reliable. For any application or any material: The wide range of standard tin snips guarantees that you will find the

right edge shape and cutting grade for your application. Completely forged, exceptionally robust and absolutely reliable. You can rely on them with certainty!

Standard tin snips D216 – Its a classic. Ideally suited for long continuous, straight and curved cuts.



### Your benefits at a glance:

#### 1 Forged cutter head and handle

Cutter head and handle are drop-forged as a single unit. This is what makes them so robust and reliable.

#### 2 Induction hardened cutting edges

Induction hardened cutting edges guarantee more increased durability and optimal cutting results.

#### 3 Bolted joint

All conventional metal snips can be disassembled for easy sharpening, thus extending their service life!

### Shape and straight cutting snips



N <sup>o</sup>	← a →		← b →		⚖	📦	€
	mm	"	mm	"			
D316-260	260	10 1/4	30	1 3/16	0,49	5	33,30
D316-260L	260	10 1/4	30	1 3/16	0,49	5	33,30
D316-280	280	11	34	1 3/8	0,58	5	37,70
D316-280L	280	11	34	1 3/8	0,58	5	37,70
D216-260	260	10 1/4	30	1 3/16	0,49	5	30,90
D216-260L	260	10 1/4	30	1 3/16	0,49	5	30,90
D216-280	280	11	34	1 3/8	0,58	5	35,00
D216-280L	280	11	34	1 3/8	0,58	5	35,00
D116-260	260	10 1/4	30	1 3/16	0,49	5	27,80
D116-260L	260	10 1/4	30	1 3/16	0,49	5	27,80
D116-260-SB	260	10 1/4	30	1 3/16	0,49	5	28,80
D116-260L-SB	260	10 1/4	30	1 3/16	0,49	5	28,80
D116-280	280	11	34	1 3/8	0,58	5	31,70
D116-280L	280	11	34	1 3/8	0,58	5	31,70
D116-280-SB	280	11	34	1 3/8	0,58	5	32,70
D116-280L-SB	280	11	34	1 3/8	0,58	5	32,70



- For continuous, straight and curved cuts
- Available in right - or left cutting versions

## Standard tin snips



- For long continuous straight cuts.
- Right and left cutting snips available in the 300 mm size – 350 mm size only available as right cut.



### Pelican snips

N <sup>o</sup>	← a →		← b →		⚖	📦	€
	mm	"	mm	"			
D318-300	300	12	62	2 7/16	0,73	5	40,10
D318-300L	300	12	62	2 7/16	0,73	5	40,10
D318-350	350	14	65	2 9/16	0,80	5	49,50
D218-300	300	12	62	2 7/16	0,73	5	34,30
D218-300L	300	12	62	2 7/16	0,73	5	34,30
D218-300-SB	300	12	62	2 7/16	0,73	5	35,40
D218-300L-SB	300	12	62	2 7/16	0,73	5	35,40
D218-350	350	14	65	2 9/16	0,80	5	40,70
D118-300	300	12	62	2 7/16	0,73	5	26,40
D118-300L	300	12	62	2 7/16	0,73	5	26,40
D118-300-SB	300	12	62	2 7/16	0,73	5	27,50
D118-300L-SB	300	12	62	2 7/16	0,73	5	27,50
D118-350	350	14	65	2 9/16	0,80	5	30,90



### Shape cutting punch snips



- For short, straight and curved cuts (especially small radii)
- Very slick cutting head
- Available in right - or left cutting versions

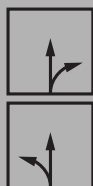


N <sup>o</sup>	← a →		← b →		⚖	📦	€
	mm	"	mm	"			
D214-250	250	10	37	1 7/16	0,47	5	24,80
D214-250L	250	10	37	1 7/16	0,47	5	24,80
D214-275	275	11	43	1 11/16	0,58	5	27,80
D114-250	250	10	37	1 7/16	0,47	5	17,40
D114-250L	250	10	37	1 7/16	0,47	5	17,40
D114-250-SB	250	10	37	1 7/16	0,47	5	18,50
D114-250L-SB	250	10	37	1 7/16	0,47	5	18,50





## Punch snips



N <sup>o</sup>	← a →		← b →		⚖	📦	€
	mm	"	mm	"			
D307-250	250	10	42	1 5/8	0,49	5	26,20
D307-250L	250	10	42	1 5/8	0,49	5	26,20
D307-275	275	11	42	1 5/8	0,55	5	29,50
D307-275L	275	11	42	1 5/8	0,55	5	29,50
D307-300	300	12	47	1 7/8	0,60	5	33,20
D307-300L	300	12	47	1 7/8	0,60	5	33,20
D207-250	250	10	42	1 5/8	0,49	5	22,10
D207-250L	250	10	42	1 5/8	0,49	5	22,10
D207-250-SB	250	10	42	1 5/8	0,49	5	23,20
D207-250L-SB	250	10	42	1 5/8	0,49	5	23,20
D207-275	275	11	42	1 5/8	0,55	5	24,40
D207-275L	275	11	42	1 5/8	0,55	5	24,40
D207-300	300	12	47	1 7/8	0,60	5	27,40
D207-300L	300	12	47	1 7/8	0,60	5	27,40
D107-225	225	9	38	1 1/2	0,37	5	14,90
D107-225-SB	225	9	38	1 1/2	0,37	5	15,90
D107-250	250	10	42	1 5/8	0,49	5	16,10
D107-250L	250	10	42	1 5/8	0,49	5	16,10
D107-250-SB	250	10	42	1 5/8	0,49	5	17,10
D107-250L-SB	250	10	42	1 5/8	0,49	5	17,10




## Punch snips with curved blades D208



N <sup>o</sup>	← a →		← b →		⚖	📦	€
	mm	"	mm	"			
D208-275	275	11	40	1 9/16	0,51	5	54,10
D208-275L	275	11	40	1 9/16	0,51	5	54,10



- For short, straight and curved cuts
- Available in right - or left cutting versions



- Especially for circular cuts
- Semi-circular edges
- Available in right - or left cutting versions

## Standard tin snips

- For long, straight and curved cuts
- Available only in right cutting version



### Universal snips

N <sup>o</sup>	< a >		< b >		kg	5	€
	mm	"	mm	"			
D206-250	250	10	68	2 11/16	0,43	5	26,50
D106-250	250	10	68	2 11/16	0,43	5	18,90



- For long, straight and curved cuts (large radii)
- Available only in right cutting version



### Universal snip with wide blade

N <sup>o</sup>	< a >		< b >		kg	5	€
	mm	"	mm	"			
D106A-250	250	10	67	2 5/8	0,39	5	19,20
D106A-250-SB	250	10	67	2 5/8	0,39	5	20,20



- For long, straight cuts
- Available only in right cutting version



### Lyons pattern snips

N <sup>o</sup>	< a >		< b >		kg	5	€
	mm	"	mm	"			
D101-250	250	10	59	2 5/16	0,51	5	13,40




# Standard tin snips

## Berlin pattern snips



N <sup>o</sup>	← a →		← b →		kg	5	€
	mm	"	mm	"			
D202-250	250	10	60	2 3/8	0,48	5	18,80
D202-300	300	12	79	3	0,72	5	23,50
D102-225	225	9	55	2 3/16	0,44	5	12,60
D102-225-SB	225	9	55	2 3/16	0,44	5	13,60
D102-250	250	10	60	2 3/8	0,48	5	13,40
D102-250-SB	250	10	60	2 3/8	0,48	5	14,50
D102-300	300	12	79	3	0,72	5	16,60
D102-300-SB	300	12	79	3	0,72	5	17,60




- For long, straight cuts
- Available only in right cutting version

## English pattern snips



N <sup>o</sup>	← a →		← b →		kg	6	€
	mm	"	mm	"			
D159-200	200	8	46	1 7/8	0,29	6	9,20
D159-200-SB	200	8	46	1 7/8	0,29	6	10,20
D159-250	250	10	57	2 1/4	0,49	6	11,40
D159-250-SB	250	10	57	2 1/4	0,49	6	12,40
D159-300	300	12	68	2 11/16	0,63	6	14,40
D159-300-SB	300	12	68	2 11/16	0,63	6	15,40
D159-350	350	14	70	2 3/4	0,83	6	16,80
D159-350-SB	350	14	70	2 3/4	0,83	6	17,80




- For long, straight cuts
- Available only in left cutting version

## American pattern snips



N <sup>o</sup>	← a →		← b →		kg	6	€
	mm	"	mm	"			
D146-200	200	8	41	1 5/8	0,24	6	10,60
D146-200-SB	200	8	41	1 5/8	0,24	6	11,60
D146-250	250	10	54	2 1/8	0,47	6	12,10
D146-250-SB	250	10	54	2 1/8	0,47	6	13,10
D146-300	300	12	68	2 11/16	0,63	6	15,70
D146-300-SB	300	12	68	2 11/16	0,63	6	16,70
D146-350	350	14	72	2 13/16	0,91	6	21,10
D146-350-SB	350	14	72	2 13/16	0,91	6	22,10



- For long, straight cuts
- Available only in left cutting version

## Steel strap snips



- Holds banding tightly during cutting to prevent banding from springing up
- Flat lower jaw easily slips under taut banding
- For band width up to 25 mm, band thickness up to 0.6 mm

### Safety strap cutter with compound leverage

N <sup>o</sup>	< a >		< b >		⚖	📦	€
	mm	"	mm	"			
D122S	260	10 1/4	38	1 1/2	0,60	5	88,40
D122S-SB	260	10 1/4	38	1 1/2	0,60	5	89,40



### Steel strap cutter

- The lower holder prevents band ends from springing up
- Flat lower jaw easily slips under taut banding

N <sup>o</sup>	< a >		< b >		⚖	📦	€
	mm	"	mm	"			
D122N	225	9	31	1 1/4	0,40	5	24,30



### Steel strap cutter


- Flat lower jaw easily slips under taut banding
- High price to performance ratio

N <sup>o</sup>	< a >		< b >		⚖	📦	€
	mm	"	mm	"			
D122A	200	7 7/8	30	1 3/16	0,42	5	22,40



## Nibbler with cutting-off function


№	Description	← a →		⚖	📦	€
		mm	"			
D23	Nibbler	265	10 1/2	0,48	5	47,70
D23-SB	Nibbler	265	10 1/2	0,48	5	48,70
D231	Replacement blades	-	-	0,02	1	10,50
D232	Spare mould	-	-	0,04	1	11,60



- For distortion-free cuts in sheets having thickness of up to 1.2 mm
- Clean, burr-free cutting edges, no deformation of surfaces
- With integrated chip-separator for cleanly cut notches.

## Bolt cutter

№	Description	← a →			800 N/mm <sup>2</sup>	1200 N/mm <sup>2</sup>	1600 N/mm <sup>2</sup>	⚖	📦	€
		mm	"	Ø mm						
D90-350	Bolt cutter	350	14	6	3		1,00	12	53,00	
D90-450	Bolt cutter	450	18	8	6		1,56	6	66,00	
D92-450	Bolt cutter	450	18	8	6	4	1,55	6	70,00	
D92-600	Bolt cutter	600	23 1/2	9	7	5	2,66	6	89,00	
D92-750	Bolt cutter	750	29 1/2	12	7	6	3,94	2	129,00	
D90-350K	Replacement tool head	-	-				0,50	1	33,00	
D90-450K	Replacement tool head	-	-				0,50	1	37,00	
D92-450K	Replacement tool head	-	-				0,50	1	41,00	
D92-600K	Replacement tool head	-	-				0,50	1	49,00	
D92-750K	Replacement tool head	-	-				0,50	1	57,00	



- Cutter head with leverage made of special - tool steel
- Tempered quality edges
- Forged adaptor, painted pipe section
- Easily adjustable

## Mesh cutter

№	Description	← a →			800 N/mm <sup>2</sup>	1200 N/mm <sup>2</sup>	1600 N/mm <sup>2</sup>	⚖	📦	€
		mm	"	Ø mm						
D93-800	Mesh cutter	800	31 1/2	13	8		3,92	2	152,00	
D93-800K	Replacement tool head	-	-				0,50	1	101,00	



- Powerful special-cutter head made of specially selected tool steel
- Tempered quality cutting edges
- Forged tool head with tubular steel handles
- Easily adjustable



## Multi-purpose cutters

# Universally applicable MULTI-Talent



### Universal range of services – and applications

These versatile snips are equally at home in the toolbox, kitchen gadget drawer or garden shed. Always and everywhere there should be one close at hand. The hard stainless steel blades are well

suited for cutting a variety of materials such as paper, cardboard, fabric. Also works well for cutting flowers and light pruning. The handles are plastic with a soft cushion insert for comfort and to prevent slipping. Ergonomic design makes this snip a pleasure to use!

D48A combi-snips – multi-purpose comfort with angled edges.

## Multi-purpose cutters

N <sup>o</sup>	← a →		← b →		kg	☐	€
	mm	"	mm	"			
D47-2	140	5 1/2	31	1 1/4	0,05	15	8,00
D48-2	195	7 3/4	42	1 5/8	0,11	10	9,00



- NEW: ERGO-handle for increased comfort – reduced hand fatigue!
- Stainless steel blades
- On carded hang pack

## Angled combi snips

N <sup>o</sup>	← a →		← b →		kg	☐	€
	mm	"	mm	"			
D48A-2	190	7 1/2	36	1 3/8	0,11	10	9,50



- NEW: ERGO-handle for increased comfort – reduced hand fatigue!
- Stainless steel blades
- Offset blades
- On carded hang pack

## Cable cutters

N <sup>o</sup>	← a →		kg	☐	€
	mm	"			
D49-2	165	6 1/2	0,12	10	9,00



- NEW: ERGO-handle for increased comfort – reduced hand fatigue!
- For multicore cables with diameter up to 10 mm
- Stainless steel blades
- On carded hang pack

## MULTISNIP Master



N <sup>o</sup>	Contents/pc.	← a →		← b →		kg	☐	€
		mm	"	mm	"			
D51A		235	9 1/4	50	2	0,18	5	12,50
D51A-D	20 units of D51A in the display	-	-	-	-	4,20	1	250,00
DMS-D	6xD22A/6xD51A 8xD48A	-	-	-	-	5,63	1	389,90



- For long continuous straight and curved cuts
- All metal parts are made of stainless steel
- Handle made of robust fibreglass-reinforced plastic with a soft material insert
- Angled cutter head for greater safety – keep the material at a distance and keep your hand out of the danger zone
- On carded hang pack

**High-tech shears**

## **Best precision grinding – best precision cuts**



### **High tech shears for high tech fabrics!**

**These shears represent state of the art technology. Specially designed to neatly cut today's high tech fabrics, woven from carbon fibre as well as aramid fibres such as Kevlar® and Nomex®. Screw heads and nuts are all counter sunk to prevent snagging of the fabric. Cutting edges are precision ground and can be sharpened many times. Some have micro-**

**serrations engineered to hold fibres and prevent them from sliding along the blades. Aramid shears have undergone a special coating process designed to prolong their service life. They are resistant to many solvents and corrosive cleaning agents such as acetone. These shears are the longest lasting and the hardest working. They truly are the "acme", the "ne plus ultra" of cutting tools.**

The D 920 "Aramid" fabric-shears have been specially developed for Kevlar® and other Aramid-fabrics.

Kevlar® and Nomex® are registered trademarks of DuPont

## D 920 "Aramid" fabric shears

N <sup>o</sup>	← a →		← b →		⚖	📦	€
	mm	"	mm	"			
D920-225	225	9	100	4	0,27	1	120,00



- Cutting edges with micro-serrations, that prevent fine-meshed and smooth fabrics from slipping
- Hard-coated specially for Aramid-fabric (e.g. Kevlar®)
- Resistant to solvents

## D 910 "Fibre-Z" fabric shears

N <sup>o</sup>	← a →		← b →		⚖	📦	€
	mm	"	mm	"			
D910-225	225	9	100	4	0,27	1	70,00



- Cutting edges with micro-serrations, that prevent fine-meshed and smooth fabrics from slipping
- For, e.g. fibreglass - and carbon fibre mats
- Resistant to solvents

## D 900 "Fibre" fabric shears

N <sup>o</sup>	← a →		← b →		⚖	📦	€
	mm	"	mm	"			
D900-225	225	9	100	4	0,27	1	65,00



- Without serrations for long and sliding cuts
- For, e.g. fibreglass – and carbon fibre mats
- Resistant to solvents

**Jewellers' and thin sheet snips**

## **High-precision edges**



**Best BESSEY- quality with the highest precision**

**BESSEY has over 80 years of experience in manufacturing metal cutting snips. We use this unmatched know-how in all our products. This be-**

**comes self evident to all who use one of these fine jewellers' snips. Having the best quality tools pays off again and again wherever highest precision is required.**

Jewellers' and thin sheet snips – wide variety of styles for precision cutting of thin metals!



## Jewellers' snips


№	Description	← a →		← b →		⚖	📦	€
		mm	"	mm	"			
D70-1	Straight edges	180	7	31	1 ¼	0,13	12	11,10
D71-1	Curved edges	175	7	32	1 ¼	0,13	12	12,70



- Closed handles
- Completely nickel coated

## Jewellers' snips

№	Description	← a →		← b →		⚖	📦	€
		mm	"	mm	"			
D72-2	Straight edges	180	7	31	1 ¼	0,11	12	8,70
D73-2	Curved edges	175	7	29	1 ⅛	0,11	12	10,00



- Open handles, black
- Polished blades

## Jewellers' snips

№	Description	← a →		← b →		⚖	📦	€
		mm	"	mm	"			
D74-1	Straight edges	180	7	34	1 ⅜	0,09	12	0,00
D74-2	Straight edges	180	7	34	1 ⅜	0,09	12	8,70
D75-2	Curved edges	175	7	33	1 ⅝	0,09	12	10,00




- With handle loops
- D74-1 - completely nickel coated
- D74-2 - black handle; polished edges

## Jewellers' snips

№	Description	← a →		← b →		⚖	📦	€
		mm	"	mm	"			
D76-2	Straight edges	180	7	26	1	0,14	12	10,10



- Closed handle with spring
- Black handle with closing strap
- Polished blades



# Household and multi-purpose shears



## Multi-purpose shears

N <sup>o</sup>	< a >		⚖	📦	€
	mm	"			
D820-200	200	7 7/8	0,07	12	8,50
D820-250	250	10	0,10	12	11,50



- Stainless steel blades
- Comfortable handles loops with soft cushion inserts

## Multi-purpose shears


N <sup>o</sup>	< a >		⚖	📦	€
	mm	"			
D821-160	160	6 1/4	0,04	12	6,30
D821-180	180	7	0,07	12	7,40
D821-200	200	8	0,08	12	8,70



- Stainless steel blades
- Comfortable handles loops with soft cushion inserts

## Electricians' scissors

N <sup>o</sup>	< a >		⚖	📦	€
	mm	"			
D53	125	5	0,07	12	8,70



- Nickel plated serrated blades
- With a wire cutter

# Household and multi-purpose shears

Erdi

## Household and dressmakers' shears

N <sup>o</sup>	← a →		⚖	📦	€
	mm	"			
D840-150	150	6	0,07	12	6,80
D840-180	180	7	0,09	12	8,70



- Completely nickel coated

## Paperhangers' shears

N <sup>o</sup>	← a →		⚖	📦	€
	mm	"			
D851-250	250	10	0,17	12	16,20



- Completely nickel coated
- Oblong and round handle loops

## Paperhangers' and paper shears


N <sup>o</sup>	← a →		⚖	📦	€
	mm	"			
D853-200	200	8	0,08	12	11,30



- Completely nickel coated
- Serrated lower blade

## Industrial and professional shears

N <sup>o</sup>	← a →		⚖	📦	€
	mm	"			
D860-200	200	8	0,24	6	11,80
D860-225	225	9	0,27	6	14,60
D860-250	250	10	0,36	6	18,10



- Robust design
- Black handle
- Oblong and round handle loops

Tools for sheet metal work and plumbing

## Special tools for specialists



**Developed by professionals in the field of cutting technology**

**Being specialists ourselves, we know what specialists appreciate: highest quality and maximum reliability. Tools for sheet metal work – and plumbing**

**by BESSEY provide you with both. These drop-forged, quality steel tools distinguish themselves due to their robustness and durability. Designed to the highest standards and to be the best! Designed to never let you down! Designed to be in your toolbox, because you want only the best!**

Tools for sheet metal work and plumbing. Highest professional quality.

## Flat nose pliers


N <sup>o</sup>	Pivot screw version	← a →		⚖	📦	€
		mm	"			
D301	put on	240	9 1/2	0,40	6	27,70



- Forged from quality steel
- PVC-coated handles
- Flat jawed pliers

## Round nose pliers


N <sup>o</sup>	Pivot screw version	← a →		⚖	📦	€
		mm	"			
D311	put on	260	10 1/4	0,38	6	27,70



- Forged from quality steel
- PVC-coated handles
- Round jawed pliers

## Mini-folding pliers

N <sup>o</sup>	Form	Pivot screw version	Opening width	← a →		⚖	📦	€
				mm	"			
D331-22	straight	put on	22	180	7	0,21	6	30,10
D341-22	45° bent	put on	22	180	7	0,21	6	33,70



- For small and precise seaming - and bending operations
- Forged from quality steel
- Completely hardened




# Tools for sheet metal work and plumbing

## Seaming and clinching pliers



- Forged from quality steel
- Powder-coated in black


N <sup>o</sup>	Form	Pivot screw version	Opening width	< a >		kg	kg	€
				mm	"			
D33-60	straight	passed through	60	270	10 3/4	0,60	6	47,20
D331-40	straight	put on	40	270	10 3/4	0,97	6	37,60
D331-60	straight	put on	60	270	10 3/4	0,68	6	28,00
D331-80	straight	put on	80	320	12 3/4	0,91	6	55,90
D34-60	45° bent	passed through	60	270	10 3/4	0,72	6	54,40
D341-40	45° bent	put on	40	270	10 3/4	1,00	6	43,20
D341-60	45° bent	put on	60	270	10 3/4	0,72	6	30,00
D341-80	45° bent	put on	80	320	12 3/4	0,92	6	62,50
D35-60	90° bent	passed through	60	270	10 3/4	0,76	6	56,50
D351-60	90° bent	put on	60	270	10 3/4	0,75	6	34,00



## Seaming pliers with extra wide jaws

- Forged from quality steel
- Bronzed

N <sup>o</sup>	Form	Pivot screw version	Opening width	< a >		kg	kg	€
				mm	"			
D391-140	straight	put on	140	500	20	1,96	1	100,00



## Folding pliers


- Forged from quality steel
- Bronzed
- PVC-coated handles

N <sup>o</sup>	Form	Pivot screw version	Opening width	< a >		kg	kg	€
				mm	"			
D355	straight	put on	30	250	10	0,45	5	41,40



## Corner Seaming and clinching pliers


N <sup>o</sup>	Form	Pivot screw version	Opening width	< a >		kg	5	€
				mm	"			
D335	straight	put on	60	280	11	0,74	5	59,70



- Forged from quality steel
- Bronzed
- PVC-coated handles

## Squeeze-folding pliers

N <sup>o</sup>	Form	Pivot screw version	Opening width	< a >		kg	5	€
				mm	"			
D336	straight	passed through	80	320	12 3/4	0,78	5	87,40



- Forged from quality steel
- Bronzed
- PVC-coated handles

## Crimper

N <sup>o</sup>	< a >		kg	1	€
	mm	"			
D36	250	10	0,47	1	28,30



- 3 bottom - and 2 top jaws enable quick and efficient work
- Self-opening
- Completely galvanised
- PVC-coated handles

## Gutter support bowing pliers open shape

N <sup>o</sup>	< a >		kg	1	€
	mm	"			
D396	500	20	3,15	1	75,90



- 10 mm recess width for gutter irons up to 40 x 6 mm
- Head made of rust-proof malleable cast iron
- Gliding role for protecting the plastic-coated gutter irons



# Alphabetic register

## Numerics

2K-handle ..... 85

## A

Accessories ..... 85, 86, 75, 73, 53  
 All-steel screw clamp ..... 25  
 Aluminium mini clamp ..... 42  
 American pattern snip ..... 111  
 Angle clamp ..... 51  
 Angle door frame straightening clamp ..... 56  
 Aviation snips D16/D16L/D16S ..... 101  
 Area pressure clamp ..... 33

## B

Band clamps ..... 49  
 BAS-C compact clamp ..... 81  
 BAS-CB compact clamp ..... 81  
 Base unit ..... 81  
 BAS-U matic clamp ..... 81  
 Belt clip ..... 84  
 Berlin pattern snips ..... 111  
 Bolt cutters ..... 113

## C

Cable cutters ..... 115  
 Cast iron screw clamp ..... 42  
 C-clamp ..... 74  
 C-frame edge clamp ..... 47  
 C-grip ..... 79  
 Clamp trolley ..... 87  
 Claw clamp ..... 73  
 Claw machine clamp ..... 83  
 Clippix ..... 45  
 Cutting ring ..... 53

## D

Deep throat clamp ..... 21  
 Demonstration trolley ..... 87  
 Door frame clamp ..... 56  
 Door frame straightening clamp ..... 56  
 DuoKlamp ..... 35

## E

Earth (ground) clamp ..... 83  
 Edge clamp ..... 47  
 Electricians' scissors ..... 120  
 English pattern snip ..... 111

## F

Fabric shears ..... 117  
 Fibre fabric shears ..... 117  
 Fibre-Z fabric shears ..... 117  
 Fitters' clamp ..... 66  
 Flat-nosed pliers ..... 123  
 Flooring and clamping system ..... 59  
 Flooring clamp ..... 59  
 Folding pliers ..... 124  
 Framing set ..... 33

## G

Gutter support bowing pliers ..... 125

## H

High-performance clamp ..... 67  
 Hold down fixture ..... 83  
 Household and dressmakers' shears ..... 121

## I

Industrial and professional shears ..... 121  
 Irregular angle clamp ..... 51

## J

Jewellers' snips ..... 119  
 Jig & fixture clamp ..... 82

## K

K-Body clamp ..... 33  
 KliKlamp ..... 41

## L

Lever clamp ..... 63  
 Lyons pattern snips ..... 110

## M

Machine table clamps ..... 81, 82  
 Malleable cast iron screw clamp ..... 19, 20, 21  
 Mesh cutter ..... 113  
 Metal angle clamp ..... 77  
 Mini folding pliers ..... 123  
 Mitre clamp ..... 51  
 Multi angle pad ..... 75  
 Multi-purpose cutters ..... 115  
 Multi-purpose shears ..... 120  
 MULTISNIP Longstyle D22A ..... 99  
 MULTISNIP Master D51A ..... 115

## N

Nibbler with cutting-off function ..... 113

## O

Omega screw clamp ..... 29  
 One-handed clamp ..... 37  
 One-handed edge clamp ..... 47

## P

Paperhangers' and paper shears ..... 121  
 Parallel grip ..... 79  
 Parallel screw clamp ..... 75  
 Pelican snips D318/D218/D118 ..... 108  
 Pelican snips HSS D418 HSS-TiN D27AH-TiN ..... 105  
 Perforated panel ..... 87  
 Pipe clamping set ..... 75  
 Pipe grip ..... 79  
 Pipe-pulling pliers ..... 125  
 Pressure cap strips ..... 85  
 Pressure piece ..... 73  
 Pressure plates for high-performance clamps ..... 86

<b>P</b>		
Punch snips D307/D207/D107	109	
Punch snips HSS D407	104	
Punch snips with curved blades	109	
<b>R</b>		
Rafter clamp	53	
Replaceable pressure plates for Best-Comfort-System	86	
Round nosed pliers	123	
<b>S</b>		
Safety strap cutter with compound leverage	112	
Sash clamp	57	
Screw clamp	43	
Seaming and clinching pliers	124, 125	
Seaming pliers with extra wide jaws	124	
Seaming tool	59	
Selling aids	87	
Shape and straight cutting snip D08	98	
Shape and straight cutting snip D16A	99	
Shape and straight cutting snip D17A	98	
Shape and straight cutting snip D27A	97	
Shape and straight cutting snip D29ASS-2	96	
Shape and straight cutting snips D316/D216/D116	107	
Shape and straight cutting snip HSS D27AH	104	
Shape and straight cutting snips HSS-TiN D27AH-TiN	103	
Shape and straight cutting snip HSS D416	105	
Shape cutting punch snip D214/ D114	108	
Shape cutting punch snip HSS D414	105	
Shape cutting snip D17	98	
Shape cutting snip D27	97	
Shape cutting snip D29SS-2	96	
Shape cutting snip HSS D17H	104	
Straight cutting snip D27B	97	
Straight cutting snip D29BSS-2	96	
Spacer	59	
Special magnet	84	
Squeeze folding pliers	125	
Steel strap cutter	112	
<b>T</b>		
Table clamp	42	
Tools for sheet metal work and plumbing	123, 124, 125	
Tommy bar accessory	85	
TU display unit	56	
<b>U</b>		
U-shaped clamps	71	
UniKlapp	31	
Universal snips	110	
U-shaped all-steel screw clamp	71	
U-shaped high-performance clamp	71	
U-shaped lever clamp	71	
<b>V</b>		
Vario corners	49	
VarioClippix	45	
Variogrip	79	
Vibrating table clamp	63	
<b>W</b>		
Welders' magnetic ground clamp	84	
Welders' magnetic square	84	
Welding clamp set	77	
Window installation clamp	56	
Wood Klemmy	42	
Wrench with T-bar	81	



Simply better.



3007394 SV03/06

**[www.bessey.de](http://www.bessey.de)**

BESSEY Tool GmbH & Co. KG ■ P.O. Box 1154  
D-74321 Bietigheim-Bissingen ■ Phone +49 7142 401-0  
Fax +49 7142 401-452 ■ E-Mail: [info@bessey.de](mailto:info@bessey.de)