


BLOCK Reactor Series

- LR3 -

Line Reactors User Manual





Important Information

- Please read carefully before use -

BLOCK Line Reactor Series LR3 is designed for extended and improved reliability of variable speed drives and may other type of power conversion equipment. In addition of harmonic mitigation, BLOCK's LR3 Series provides limited protection of connected loads. BLOCK Line Reactors are available for a wide current and selected impedance ranges. The suitability of a line reactor for a specific application must be ultimately determined by the end-customer. The BLOCK Group will never assume any responsibility or liability for any direct or indirect (consequential) damages resulting from the use or application of a BLOCK Line Reactor. In addition the BLOCK Group won't assume patent liability with respect to the use of any information, circuits and description in this manual.

Line Reactor Series LR3













Table of Contents

Important Information	2
IMPORTANT SAFETY INFORMATION	4
Introduction	5
Nomenclature Breakdown.....	6
Product Specification	6
Dimensional Data	7
240V – Version.....	9
480V – Version.....	12
600V – Version.....	15

IMPORTANT SAFETY INFORMATION

	<p><u>Installation of Line Reactors by qualified electrician only!</u></p>
	<p>Line Reactors are to be operated under High Voltage. Stay away and avoid any contact with High Voltage when operating, installing or servicing the equipment used with Line Reactors.</p>
	<p>When branch circuit protection has operated to shut down the application or system, a fault current may have been occurred and tripped the overcurrent protection. In order to avoid any risk of fire or electrical shock, Line Reactors shall be examined and replaced if damaged.</p>
	<p>The installation and use of a Line Reactor shall be in compliance with the National Electrical Code (NEC).</p>
	<p>To make sure, that no hazardous voltage is fed back to the Line Reactor from the connected inverter or drive, the power-conversion equipment manufacturer's safety instruction manual must be followed.</p>
	<p>INJURY OR DEATH MAY RESULT IF THE SAFETY INSTRUCTIONS ARE NOT OBERSERVED!</p>
	<p>Dead metal parts of the Line Reactor (core) shall be properly connected to protective earth.</p>
	<p>Do not use spare parts other than manufactured by BLOCK only. Please contact your regional sales person or a BLOCK authorized distributor.</p>



Introduction

The use of this manual should be used for support the end-user during design and installation of BLOCK Line Reactors. Please contact BLOCK USA (+1 847 260-9050) for any clarification of installation and operation of BLOCK Line Reactors, if any other questions occur.

This safety and instruction manual is intended for professional and experienced personal only. This personal needs to be trained in installing, operating and servicing power conversion and similar types of equipment. Any safety precautions need to be practiced as potential dangers can be present. Personnel shall read and understand this manual before installing BLOCK Line Reactors.

After receiving a reactor, a visible inspection shall be performed to make sure, no transportation damages happened to it. In case of damage, please contact and file a claim with the logistic carrier involved immediately.


When stocking a BLOCK Line Reactor for a longer period, please make sure, that the location stays dry and clean all the time. Please make sure, that no condensation may has been accumulated before putting it into operation.

BLOCK USA Inc.

10632 W. Grand Ave
Franklin Park, IL 60131

Phone: +1 847 260-9050
Fax: +1 847 260-9079

Line Reactor Series LR3



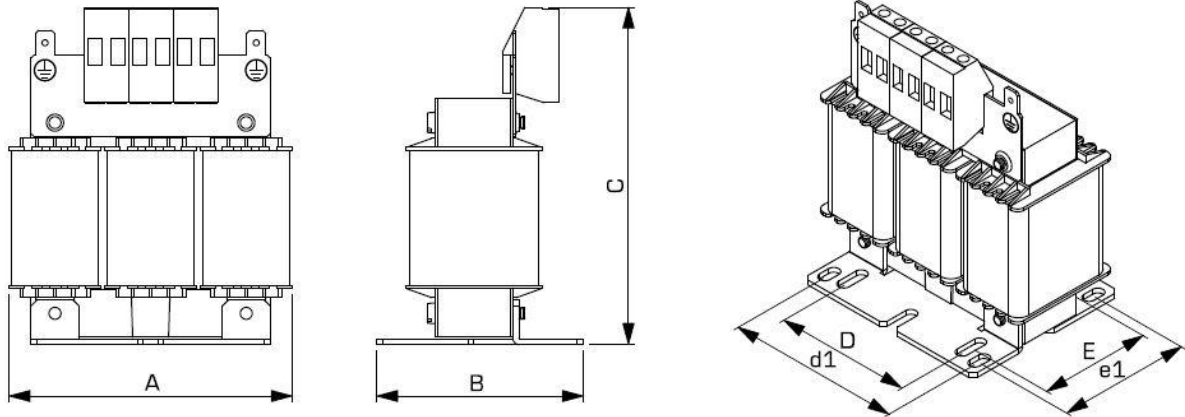
Nomenclature Breakdown

LR3	-	/
Series-Name	Rated Voltage	Impedance Value
	24 = 240V 48 = 480V 60 = 600V	e.g. 3 = 3%
		Rated Current
		e.g. 100 = 100A

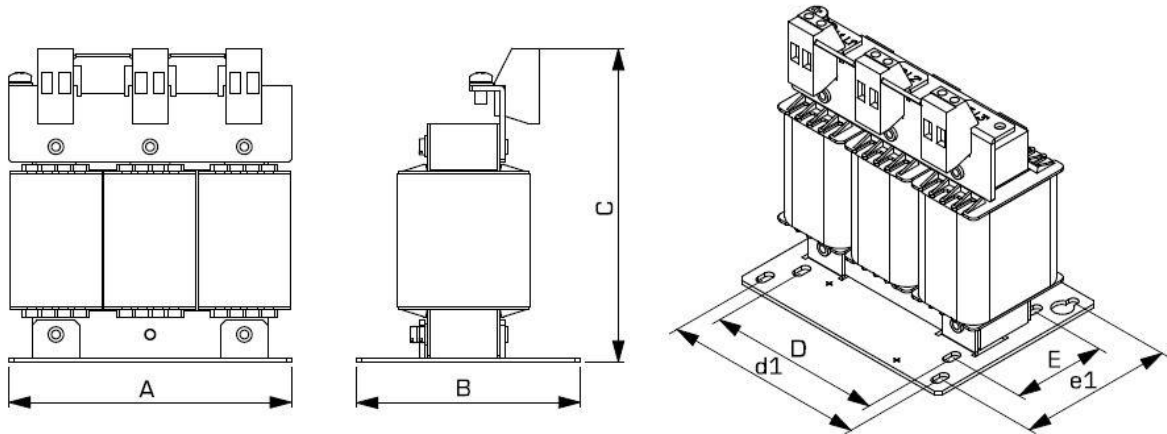
Product Specification

Standard Impedance Value:	3% - 10%
Impedance Base:	nominal current rating
Service Factor:	125%
Overload Rating:	150% for 30 min
Max. Voltage:	240V, 480V, 600V (UL), 690V (IEC)
Insulation System:	Class H (180C)
Max. Temp. Rise:	115C
Ambient:	40C (maximum)
Altitude (max.)	2000m
Frequency:	50-60Hz
Linearity:	100% at 150% of rated current
Impedance Tolerance:	+/- 10% (typical)
Approvals:	UL508 listed (E219022) UL5085-1 recognized (E103521)
European Compliance:	CE compliant with LV-Directive 2014/35/EU
Clearance @ max Ambient or less:	min. 76mm / 3 inches to all sides

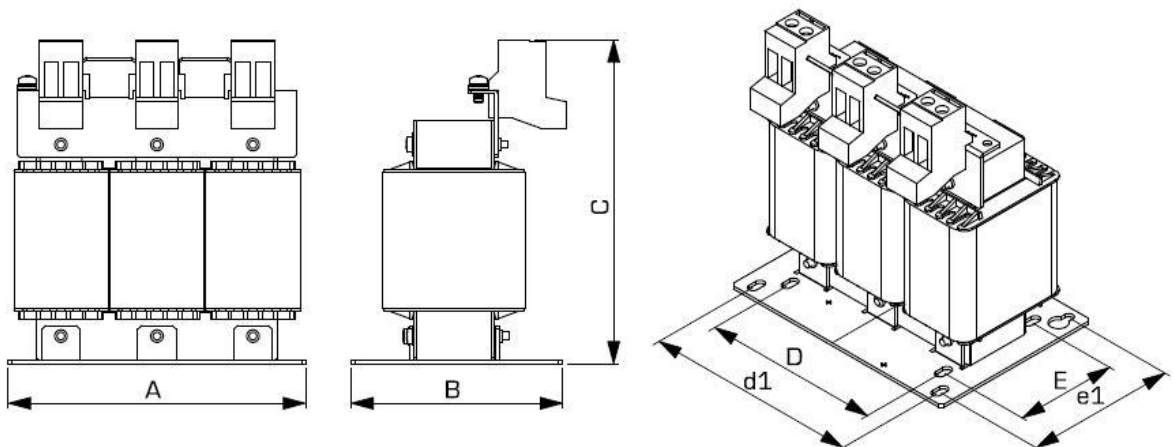
Dimensional Data



LR3 Line Reactor 2 – 8A

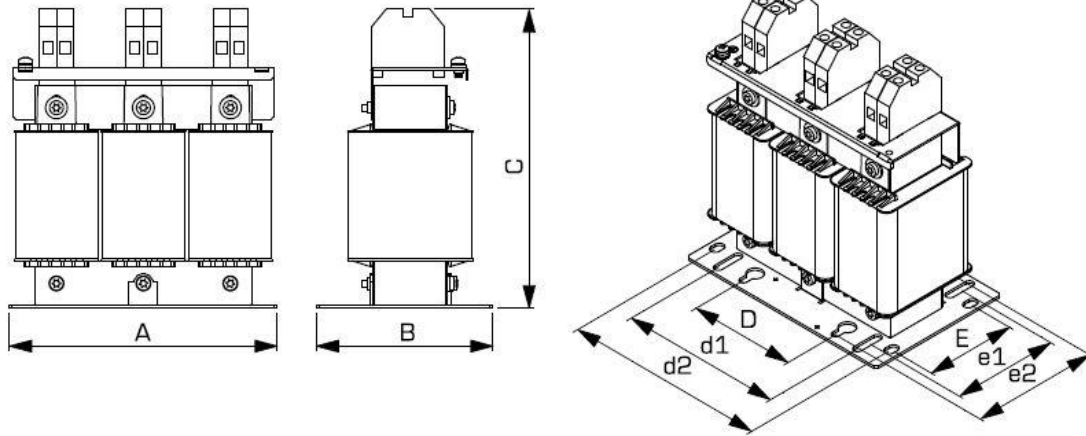



LR3 Line Reactor 10 – 25A

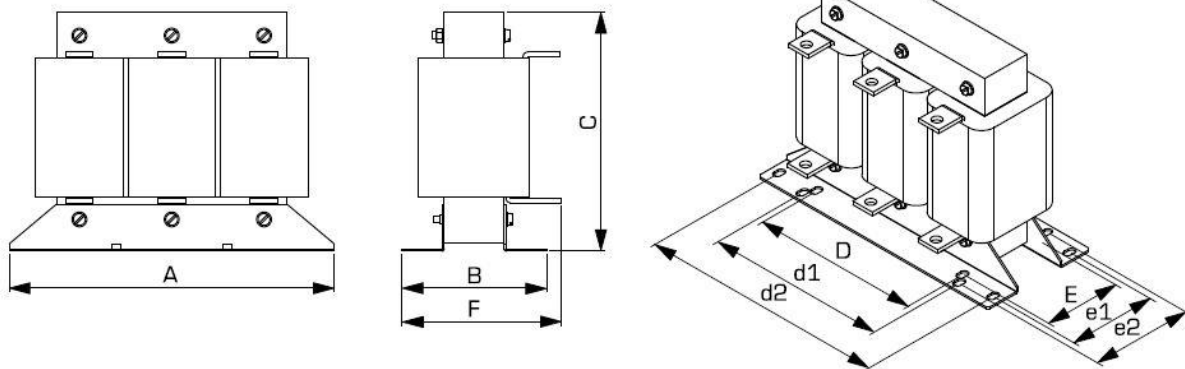


LR3 Line Reactor 30 – 45A

Line Reactor Series LR3




LR3 Line Reactor 50 – 80A



LR3 Line Reactor 90 – 1,600A


Line Reactor Series LR3



240V – Version


Item	A	B	C	A	B	C	Weight	Weight
	[mm]	[mm]	[mm]	[inch]	[inch]	[inch]	[kg]	[lbs]
LR3 24-6/2	74	56	116	2.91	2.20	4.57	0.48	1.1
LR3 24-6/4	74	63	98	2.91	2.48	3.86	0.75	1.7
LR3 24-6/6	80	60	116	3.15	2.36	4.57	0.73	1.6
LR3 24-6/8	80	69	117	3.15	2.72	4.61	0.99	2.2
LR3 24-6/10	120	85	135	4.72	3.35	5.31	1.90	4.2
LR3 24-6/16	120	95	135	4.72	3.74	5.31	2.64	5.8
LR3 24-6/20	155	95	162	6.10	3.74	6.38	3.70	8.2
LR3 24-6/25	155	95	166	6.10	3.74	6.54	3.97	8.7
LR3 24-6/30	155	110	167	6.10	4.33	6.57	5.70	12.6
LR3 24-6/35	155	110	167	6.10	4.33	6.57	5.83	12.9
LR3 24-6/40	185	102	195	7.28	4.02	7.68	6.41	14.1
LR3 24-6/45	185	102	195	7.28	4.02	7.68	6.74	14.9
LR3 24-6/50	185	102	209	7.28	4.02	8.23	6.88	15.2
LR3 24-6/63	185	112	207	7.28	4.41	8.15	8.07	17.8
LR3 24-6/70	185	122	207	7.28	4.80	8.15	9.95	21.9
LR3 24-6/80	210	117	241	8.27	4.61	9.49	10.45	23.0
LR3 24-6/90	210	105	180	8.27	4.13	7.09	13.10	28.9
LR3 24-6/100	267	115	201	10.51	4.53	7.91	13.85	30.5
LR3 24-6/115	267	139	201	10.51	5.47	7.91	21.38	47.1
LR3 24-6/125	267	139	202	10.51	5.47	7.95	21.27	46.9
LR3 24-6/160	291	129	212	11.46	5.08	8.35	20.86	46.0
LR3 24-6/180	291	149	210	11.46	5.87	8.27	27.73	61.1
LR3 24-6/200	316	164	232	12.44	6.46	9.13	29.88	65.9
LR3 24-6/250	352	144	264	13.86	5.67	10.39	32.34	71.3
LR3 24-6/300	352	144	264	13.86	5.67	10.39	33.66	74.2
LR3 24-6/400	352	158	265	13.86	6.22	10.43	42.48	93.7
LR3 24-6/500	352	183	266	13.86	7.20	10.47	54.37	119.9
LR3 24-6/630	412	172	317	16.22	6.77	12.48	70.20	154.8
LR3 24-6/710	412	188	317	16.22	7.40	12.48	76.63	168.9
LR3 24-6/800	480	186	377	18.90	7.32	14.84	63.79	140.6
LR3 24-6/1000	480	200	376	18.90	7.87	14.80	68.94	152.0
LR3 24-6/1200	552	217	419	21.73	8.54	16.50	121.23	267.3
LR3 24-6/1400	552	244	419	21.73	9.61	16.50	152.16	335.5
LR3 24-6/1600	552	274	420	21.73	10.79	16.54	179.56	395.9

Line Reactor Series LR3




Item	A	B	C	A	B	C	Weight	Weight
	[mm]	[mm]	[mm]	[inch]	[inch]	[inch]	[kg]	[lbs]
LR3 24-8/2	74	56	116	2.91	2.20	4.57	0.53	1.17
LR3 24-8/4	80	60	116	3.15	2.36	4.57	1.31	2.89
LR3 24-8/6	80	69	117	3.15	2.72	4.61	1.45	3.20
LR3 24-8/8	120	85	135	4.72	3.35	5.31	1.90	4.19
LR3 24-8/10	120	85	135	4.72	3.35	5.31	2.00	4.41
LR3 24-8/16	120	95	135	4.72	3.74	5.31	2.70	5.95
LR3 24-8/20	155	95	162	6.10	3.74	6.38	3.80	8.38
LR3 24-8/25	155	110	167	6.10	4.33	6.57	5.80	12.79
LR3 24-8/30	155	110	167	6.10	4.33	6.57	5.85	12.90
LR3 24-8/35	155	110	166	6.10	4.33	6.54	5.95	13.12
LR3 24-8/40	185	102	195	7.28	4.02	7.68	6.80	14.99
LR3 24-8/45	185	112	196	7.28	4.41	7.72	8.25	18.19
LR3 24-8/50	185	112	207	7.28	4.41	8.15	8.35	18.41
LR3 24-8/63	185	122	207	7.28	4.80	8.15	9.65	21.27
LR3 24-8/70	210	117	241	8.27	4.61	9.49	10.80	23.81
LR3 24-8/80	210	125	238	8.27	4.92	9.37	12.50	27.56
LR3 24-8/90	267	114.5	201	10.51	4.51	7.91	16.00	35.27
LR3 24-8/100	267	138.5	201	10.51	5.45	7.91	19.00	41.89
LR3 24-8/115	291	139	212	11.46	5.47	8.35	21.00	46.30
LR3 24-8/125	291	139	211	11.46	5.47	8.31	22.00	48.50
LR3 24-8/160	291	149	210	11.46	5.87	8.27	25.50	56.22
LR3 24-8/180	291	153	212	11.46	6.02	8.35	28.00	61.73
LR3 24-8/200	352	144	264	13.86	5.67	10.39	32.00	70.55
LR3 24-8/250	352	158	265	13.86	6.22	10.43	41.00	90.39
LR3 24-8/300	352	168	265	13.86	6.61	10.43	48.00	105.82
LR3 24-8/400	352	183	266	13.86	7.20	10.47	56.00	123.46
LR3 24-8/500	352	195	266	13.86	7.68	10.47	62.00	136.69
LR3 24-8/630	412	188	317	16.22	7.40	12.48	75.50	166.45
LR3 24-8/710	480	186	372	18.90	7.32	14.65	102.00	224.87
LR3 24-8/800	480	200	371	18.90	7.87	14.61	115.00	253.53
LR3 24-8/1000	480	245	376	18.90	9.65	14.80	145.00	319.67
LR3 24-8/1200	552	244	419	21.73	9.61	16.50	160.00	352.74
LR3 24-8/1400	552	274	420	21.73	10.79	16.54	186.00	410.06
LR3 24-8/1600	552	294	416	21.73	11.57	16.38	201.00	443.13

Line Reactor Series LR3



Item	A	B	C	A	B	C	Weight	Weight
	[mm]	[mm]	[mm]	[inch]	[inch]	[inch]	[kg]	[lbs]
LR3 24-10/2	74	56	100	2.9	2.2	3.9	0.54	1.20
LR3 24-10/4	80	60	114	3.1	2.4	4.5	0.76	1.68
LR3 24-10/6	80	69	117	3.1	2.7	4.6	1.07	2.35
LR3 24-10/8	120	85	136	4.7	3.3	5.4	2.07	4.56
LR3 24-10/10	120	95	138	4.7	3.7	5.4	2.84	6.26
LR3 24-10/16	155	95	163	6.1	3.7	6.4	3.77	8.31
LR3 24-10/20	155	110	162	6.1	4.3	6.4	5.60	12.34
LR3 24-10/25	155	110	166	6.1	4.3	6.5	5.70	12.56
LR3 24-10/30	185	102	198	7.3	4.0	7.8	6.55	14.43
LR3 24-10/35	185	112	197	7.3	4.4	7.8	8.61	18.99
LR3 24-10/40	185	112	197	7.3	4.4	7.8	8.68	19.13
LR3 24-10/45	185	122	207	7.3	4.8	8.1	10.71	23.61
LR3 24-10/50	210	117	239	8.3	4.6	9.4	10.88	23.98
LR3 24-10/63	210	125	237	8.3	4.9	9.3	12.77	28.16
LR3 24-10/70	210	135	240	8.3	5.3	9.4	15.06	33.21
LR3 24-10/80	230	149	260	9.1	5.9	10.2	19.53	43.05
LR3 24-10/90	267	139	201	10.5	5.5	7.9	22.70	50.04
LR3 24-10/100	291	139	212	11.5	5.5	8.3	24.29	53.56
LR3 24-10/115	219	132	233	8.6	5.2	9.2	32.19	70.96
LR3 24-10/125	219	132	234	8.6	5.2	9.2	32.52	71.69
LR3 24-10/160	352	144	264	13.9	5.7	10.4	36.19	79.78
LR3 24-10/180	352	168	265	13.9	6.6	10.4	50.58	111.51
LR3 24-10/200	352	168	265	13.9	6.6	10.4	51.24	112.96
LR3 24-10/250	352	183	266	13.9	7.2	10.5	58.00	127.88
LR3 24-10/300	352	195	266	13.9	7.7	10.5	62.07	136.84
LR3 24-10/400	412	172	318	16.2	6.8	12.5	75.15	165.67
LR3 24-10/500	412	172	318	16.2	6.8	12.5	77.90	171.73
LR3 24-10/630	480	155	372	18.9	6.1	14.6	89.84	198.06
LR3 24-10/710	480	165	372	18.9	6.5	14.6	103.39	227.94
LR3 24-10/800	552	217	419	21.7	8.5	16.5	150.93	332.75
LR3 24-10/1000	552	217	419	21.7	8.5	16.5	134.43	296.37
LR3 24-10/1200	552	274	420	21.7	10.8	16.5	195.07	430.05
LR3 24-10/1400	540	270	465	21.3	10.6	18.3	211.75	466.83
LR3 24-10/1600	540	270	465	21.3	10.6	18.3	344.52	759.54


Line Reactor Series LR3



480V – Version


Item	A	B	C	A	B	C	Weight	Weight
	[mm]	[mm]	[mm]	[inch]	[inch]	[inch]	[kg]	[lbs]
LR3 48-3/2	74	56	116	2.91	2.20	4.57	0.48	1.1
LR3 48-3/4	74	63	98	2.91	2.48	3.86	0.75	1.7
LR3 48-3/6	80	60	116	3.15	2.36	4.57	0.73	1.6
LR3 48-3/8	80	69	117	3.15	2.72	4.61	0.99	2.2
LR3 48-3/10	120	85	135	4.72	3.35	5.31	1.90	4.2
LR3 48-3/16	120	95	135	4.72	3.74	5.31	2.64	5.8
LR3 48-3/20	155	95	162	6.10	3.74	6.38	3.70	8.2
LR3 48-3/25	155	95	166	6.10	3.74	6.54	3.97	8.7
LR3 48-3/30	155	110	167	6.10	4.33	6.57	5.70	12.6
LR3 48-3/35	155	110	167	6.10	4.33	6.57	5.83	12.9
LR3 48-3/40	185	102	195	7.28	4.02	7.68	6.41	14.1
LR3 48-3/45	185	102	195	7.28	4.02	7.68	6.74	14.9
LR3 48-3/50	185	102	209	7.28	4.02	8.23	6.88	15.2
LR3 48-3/63	185	112	207	7.28	4.41	8.15	8.07	17.8
LR3 48-3/70	185	122	207	7.28	4.80	8.15	9.95	21.9
LR3 48-3/80	210	117	241	8.27	4.61	9.49	10.45	23.0
LR3 48-3/90	210	105	180	8.27	4.13	7.09	13.10	28.9
LR3 48-3/100	267	115	201	10.51	4.53	7.91	13.85	30.5
LR3 48-3/115	267	139	201	10.51	5.47	7.91	21.38	47.1
LR3 48-3/125	267	139	202	10.51	5.47	7.95	21.27	46.9
LR3 48-3/160	291	129	212	11.46	5.08	8.35	20.86	46.0
LR3 48-3/180	291	149	210	11.46	5.87	8.27	27.73	61.1
LR3 48-3/200	316	164	232	12.44	6.46	9.13	29.88	65.9
LR3 48-3/250	352	144	264	13.86	5.67	10.39	32.34	71.3
LR3 48-3/300	352	144	264	13.86	5.67	10.39	33.66	74.2
LR3 48-3/400	352	158	265	13.86	6.22	10.43	42.48	93.7
LR3 48-3/500	352	183	266	13.86	7.20	10.47	54.37	119.9
LR3 48-3/630	412	172	317	16.22	6.77	12.48	70.20	154.8
LR3 48-3/710	412	188	317	16.22	7.40	12.48	76.63	168.9
LR3 48-3/800	480	186	377	18.90	7.32	14.84	63.79	140.6
LR3 48-3/1000	480	200	376	18.90	7.87	14.80	68.94	152.0
LR3 48-3/1200	552	217	419	21.73	8.54	16.50	121.23	267.3
LR3 48-3/1400	552	244	419	21.73	9.61	16.50	152.16	335.5
LR3 48-3/1600	552	274	420	21.73	10.79	16.54	179.56	395.9

Line Reactor Series LR3




Item	A	B	C	A	B	C	Weight	Weight
	[mm]	[mm]	[mm]	[inch]	[inch]	[inch]	[kg]	[lbs]
LR3 48-4/2	74	56	116	2.91	2.20	4.57	0.53	1.17
LR3 48-4/4	80	60	116	3.15	2.36	4.57	1.31	2.89
LR3 48-4/6	80	69	117	3.15	2.72	4.61	1.45	3.20
LR3 48-4/8	120	85	135	4.72	3.35	5.31	1.90	4.19
LR3 48-4/10	120	85	135	4.72	3.35	5.31	2.00	4.41
LR3 48-4/16	120	95	135	4.72	3.74	5.31	2.70	5.95
LR3 48-4/20	155	95	162	6.10	3.74	6.38	3.80	8.38
LR3 48-4/25	155	110	167	6.10	4.33	6.57	5.80	12.79
LR3 48-4/30	155	110	167	6.10	4.33	6.57	5.85	12.90
LR3 48-4/35	155	110	166	6.10	4.33	6.54	5.95	13.12
LR3 48-4/40	185	102	195	7.28	4.02	7.68	6.80	14.99
LR3 48-4/45	185	112	196	7.28	4.41	7.72	8.25	18.19
LR3 48-4/50	185	112	207	7.28	4.41	8.15	8.35	18.41
LR3 48-4/63	185	122	207	7.28	4.80	8.15	9.65	21.27
LR3 48-4/70	210	117	241	8.27	4.61	9.49	10.80	23.81
LR3 48-4/80	210	125	238	8.27	4.92	9.37	12.50	27.56
LR3 48-4/90	267	114.5	201	10.51	4.51	7.91	16.00	35.27
LR3 48-4/100	267	138.5	201	10.51	5.45	7.91	19.00	41.89
LR3 48-4/115	291	139	212	11.46	5.47	8.35	21.00	46.30
LR3 48-4/125	291	139	211	11.46	5.47	8.31	22.00	48.50
LR3 48-4/160	291	149	210	11.46	5.87	8.27	25.50	56.22
LR3 48-4/180	291	153	212	11.46	6.02	8.35	28.00	61.73
LR3 48-4/200	352	144	264	13.86	5.67	10.39	32.00	70.55
LR3 48-4/250	352	158	265	13.86	6.22	10.43	41.00	90.39
LR3 48-4/300	352	168	265	13.86	6.61	10.43	48.00	105.82
LR3 48-4/400	352	183	266	13.86	7.20	10.47	56.00	123.46
LR3 48-4/500	352	195	266	13.86	7.68	10.47	62.00	136.69
LR3 48-4/630	412	188	317	16.22	7.40	12.48	75.50	166.45
LR3 48-4/710	480	186	372	18.90	7.32	14.65	102.00	224.87
LR3 48-4/800	480	200	371	18.90	7.87	14.61	115.00	253.53
LR3 48-4/1000	480	245	376	18.90	9.65	14.80	145.00	319.67
LR3 48-4/1200	552	244	419	21.73	9.61	16.50	160.00	352.74
LR3 48-4/1400	552	274	420	21.73	10.79	16.54	186.00	410.06
LR3 48-4/1600	552	294	416	21.73	11.57	16.38	201.00	443.13

Line Reactor Series LR3



Item	A	B	C	A	B	C	Weight	Weight
	[mm]	[mm]	[mm]	[inch]	[inch]	[inch]	[kg]	[lbs]
LR3 48-5/2	74	56	100	2.9	2.2	3.9	0.54	1.20
LR3 48-5/4	80	60	114	3.1	2.4	4.5	0.76	1.68
LR3 48-5/6	80	69	117	3.1	2.7	4.6	1.07	2.35
LR3 48-5/8	120	85	136	4.7	3.3	5.4	2.07	4.56
LR3 48-5/10	120	95	138	4.7	3.7	5.4	2.84	6.26
LR3 48-5/16	155	95	163	6.1	3.7	6.4	3.77	8.31
LR3 48-5/20	155	110	162	6.1	4.3	6.4	5.60	12.34
LR3 48-5/25	155	110	166	6.1	4.3	6.5	5.70	12.56
LR3 48-5/30	185	102	198	7.3	4.0	7.8	6.55	14.43
LR3 48-5/35	185	112	197	7.3	4.4	7.8	8.61	18.99
LR3 48-5/40	185	112	197	7.3	4.4	7.8	8.68	19.13
LR3 48-5/45	185	122	207	7.3	4.8	8.1	10.71	23.61
LR3 48-5/50	210	117	239	8.3	4.6	9.4	10.88	23.98
LR3 48-5/63	210	125	237	8.3	4.9	9.3	12.77	28.16
LR3 48-5/70	210	135	240	8.3	5.3	9.4	15.06	33.21
LR3 48-5/80	230	149	260	9.1	5.9	10.2	19.53	43.05
LR3 48-5/90	267	139	201	10.5	5.5	7.9	22.70	50.04
LR3 48-5/100	291	139	212	11.5	5.5	8.3	24.29	53.56
LR3 48-5/115	219	132	233	8.6	5.2	9.2	32.19	70.96
LR3 48-5/125	219	132	234	8.6	5.2	9.2	32.52	71.69
LR3 48-5/160	352	144	264	13.9	5.7	10.4	36.19	79.78
LR3 48-5/180	352	168	265	13.9	6.6	10.4	50.58	111.51
LR3 48-5/200	352	168	265	13.9	6.6	10.4	51.24	112.96
LR3 48-5/250	352	183	266	13.9	7.2	10.5	58.00	127.88
LR3 48-5/300	352	195	266	13.9	7.7	10.5	62.07	136.84
LR3 48-5/400	412	172	318	16.2	6.8	12.5	75.15	165.67
LR3 48-5/500	412	172	318	16.2	6.8	12.5	77.90	171.73
LR3 48-5/630	480	155	372	18.9	6.1	14.6	89.84	198.06
LR3 48-5/710	480	165	372	18.9	6.5	14.6	103.39	227.94
LR3 48-5/800	552	217	419	21.7	8.5	16.5	150.93	332.75
LR3 48-5/1000	552	217	419	21.7	8.5	16.5	134.43	296.37
LR3 48-5/1200	552	274	420	21.7	10.8	16.5	195.07	430.05
LR3 48-5/1400	540	270	465	21.3	10.6	18.3	211.75	466.83
LR3 48-5/1600	540	270	465	21.3	10.6	18.3	344.52	759.54


Line Reactor Series LR3



600V – Version


Item	A	B	C	A	B	C	Weight	Weight
	[mm]	[mm]	[mm]	[inch]	[inch]	[inch]	[kg]	[lbs]
LR3 60-2/2	74	56	116	2.91	2.20	4.57	0.48	1.1
LR3 60-2/4	74	63	98	2.91	2.48	3.86	0.75	1.7
LR3 60-2/6	80	60	116	3.15	2.36	4.57	0.73	1.6
LR3 60-2/8	80	69	117	3.15	2.72	4.61	0.99	2.2
LR3 60-2/10	120	85	135	4.72	3.35	5.31	1.90	4.2
LR3 60-2/16	120	95	135	4.72	3.74	5.31	2.64	5.8
LR3 60-2/20	155	95	162	6.10	3.74	6.38	3.70	8.2
LR3 60-2/25	155	95	166	6.10	3.74	6.54	3.97	8.7
LR3 60-2/30	155	110	167	6.10	4.33	6.57	5.70	12.6
LR3 60-2/35	155	110	167	6.10	4.33	6.57	5.83	12.9
LR3 60-2/40	185	102	195	7.28	4.02	7.68	6.41	14.1
LR3 60-2/45	185	102	195	7.28	4.02	7.68	6.74	14.9
LR3 60-2/50	185	102	209	7.28	4.02	8.23	6.88	15.2
LR3 60-2/63	185	112	207	7.28	4.41	8.15	8.07	17.8
LR3 60-2/70	185	122	207	7.28	4.80	8.15	9.95	21.9
LR3 60-2/80	210	117	241	8.27	4.61	9.49	10.45	23.0
LR3 60-2/90	210	105	180	8.27	4.13	7.09	13.10	28.9
LR3 60-2/100	267	115	201	10.51	4.53	7.91	13.85	30.5
LR3 60-2/115	267	139	201	10.51	5.47	7.91	21.38	47.1
LR3 60-2/125	267	139	202	10.51	5.47	7.95	21.27	46.9
LR3 60-2/160	291	129	212	11.46	5.08	8.35	20.86	46.0
LR3 60-2/180	291	149	210	11.46	5.87	8.27	27.73	61.1
LR3 60-2/200	316	164	232	12.44	6.46	9.13	29.88	65.9
LR3 60-2/250	352	144	264	13.86	5.67	10.39	32.34	71.3
LR3 60-2/300	352	144	264	13.86	5.67	10.39	33.66	74.2
LR3 60-2/400	352	158	265	13.86	6.22	10.43	42.48	93.7
LR3 60-2/500	352	183	266	13.86	7.20	10.47	54.37	119.9
LR3 60-2/630	412	172	317	16.22	6.77	12.48	70.20	154.8
LR3 60-2/710	412	188	317	16.22	7.40	12.48	76.63	168.9
LR3 60-2/800	480	186	377	18.90	7.32	14.84	63.79	140.6
LR3 60-2/1000	480	200	376	18.90	7.87	14.80	68.94	152.0
LR3 60-2/1200	552	217	419	21.73	8.54	16.50	121.23	267.3
LR3 60-2/1400	552	244	419	21.73	9.61	16.50	152.16	335.5
LR3 60-2/1600	552	274	420	21.73	10.79	16.54	179.56	395.9

Line Reactor Series LR3



Item	A	B	C	A	B	C	Weight	Weight
	[mm]	[mm]	[mm]	[inch]	[inch]	[inch]	[kg]	[lbs]
LR3 60-3/2	74	56	116	2.91	2.20	4.57	0.53	1.17
LR3 60-3/4	80	60	116	3.15	2.36	4.57	1.31	2.89
LR3 60-3/6	80	69	117	3.15	2.72	4.61	1.45	3.20
LR3 60-3/8	120	85	135	4.72	3.35	5.31	1.90	4.19
LR3 60-3/10	120	85	135	4.72	3.35	5.31	2.00	4.41
LR3 60-3/16	120	95	135	4.72	3.74	5.31	2.70	5.95
LR3 60-3/20	155	95	162	6.10	3.74	6.38	3.80	8.38
LR3 60-3/25	155	110	167	6.10	4.33	6.57	5.80	12.79
LR3 60-3/30	155	110	167	6.10	4.33	6.57	5.85	12.90
LR3 60-3/35	155	110	166	6.10	4.33	6.54	5.95	13.12
LR3 60-3/40	185	102	195	7.28	4.02	7.68	6.80	14.99
LR3 60-3/45	185	112	196	7.28	4.41	7.72	8.25	18.19
LR3 60-3/50	185	112	207	7.28	4.41	8.15	8.35	18.41
LR3 60-3/63	185	122	207	7.28	4.80	8.15	9.65	21.27
LR3 60-3/70	210	117	241	8.27	4.61	9.49	10.80	23.81
LR3 60-3/80	210	125	238	8.27	4.92	9.37	12.50	27.56
LR3 60-3/90	267	114.5	201	10.51	4.51	7.91	16.00	35.27
LR3 60-3/100	267	138.5	201	10.51	5.45	7.91	19.00	41.89
LR3 60-3/115	291	139	212	11.46	5.47	8.35	21.00	46.30
LR3 60-3/125	291	139	211	11.46	5.47	8.31	22.00	48.50
LR3 60-3/160	291	149	210	11.46	5.87	8.27	25.50	56.22
LR3 60-3/180	291	153	212	11.46	6.02	8.35	28.00	61.73
LR3 60-3/200	352	144	264	13.86	5.67	10.39	32.00	70.55
LR3 60-3/250	352	158	265	13.86	6.22	10.43	41.00	90.39
LR3 60-3/300	352	168	265	13.86	6.61	10.43	48.00	105.82
LR3 60-3/400	352	183	266	13.86	7.20	10.47	56.00	123.46
LR3 60-3/500	352	195	266	13.86	7.68	10.47	62.00	136.69
LR3 60-3/630	412	188	317	16.22	7.40	12.48	75.50	166.45
LR3 60-3/710	480	186	372	18.90	7.32	14.65	102.00	224.87
LR3 60-3/800	480	200	371	18.90	7.87	14.61	115.00	253.53
LR3 60-3/1000	480	245	376	18.90	9.65	14.80	145.00	319.67
LR3 60-3/1200	552	244	419	21.73	9.61	16.50	160.00	352.74
LR3 60-3/1400	552	274	420	21.73	10.79	16.54	186.00	410.06
LR3 60-3/1600	552	294	416	21.73	11.57	16.38	201.00	443.13

Line Reactor Series LR3



Item	A	B	C	A	B	C	Weight	Weight
	[mm]	[mm]	[mm]	[inch]	[inch]	[inch]	[kg]	[lbs]
LR3 60-4/2	74	56	100	2.9	2.2	3.9	0.54	1.20
LR3 60-4/4	80	60	114	3.1	2.4	4.5	0.76	1.68
LR3 60-4/6	80	69	117	3.1	2.7	4.6	1.07	2.35
LR3 60-4/8	120	85	136	4.7	3.3	5.4	2.07	4.56
LR3 60-4/10	120	95	138	4.7	3.7	5.4	2.84	6.26
LR3 60-4/16	155	95	163	6.1	3.7	6.4	3.77	8.31
LR3 60-4/20	155	110	162	6.1	4.3	6.4	5.60	12.34
LR3 60-4/25	155	110	166	6.1	4.3	6.5	5.70	12.56
LR3 60-4/30	185	102	198	7.3	4.0	7.8	6.55	14.43
LR3 60-4/35	185	112	197	7.3	4.4	7.8	8.61	18.99
LR3 60-4/40	185	112	197	7.3	4.4	7.8	8.68	19.13
LR3 60-4/45	185	122	207	7.3	4.8	8.1	10.71	23.61
LR3 60-4/50	210	117	239	8.3	4.6	9.4	10.88	23.98
LR3 60-4/63	210	125	237	8.3	4.9	9.3	12.77	28.16
LR3 60-4/70	210	135	240	8.3	5.3	9.4	15.06	33.21
LR3 60-4/80	230	149	260	9.1	5.9	10.2	19.53	43.05
LR3 60-4/90	267	139	201	10.5	5.5	7.9	22.70	50.04
LR3 60-4/100	291	139	212	11.5	5.5	8.3	24.29	53.56
LR3 60-4/115	219	132	233	8.6	5.2	9.2	32.19	70.96
LR3 60-4/125	219	132	234	8.6	5.2	9.2	32.52	71.69
LR3 60-4/160	352	144	264	13.9	5.7	10.4	36.19	79.78
LR3 60-4/180	352	168	265	13.9	6.6	10.4	50.58	111.51
LR3 60-4/200	352	168	265	13.9	6.6	10.4	51.24	112.96
LR3 60-4/250	352	183	266	13.9	7.2	10.5	58.00	127.88
LR3 60-4/300	352	195	266	13.9	7.7	10.5	62.07	136.84
LR3 60-4/400	412	172	318	16.2	6.8	12.5	75.15	165.67
LR3 60-4/500	412	172	318	16.2	6.8	12.5	77.90	171.73
LR3 60-4/630	480	155	372	18.9	6.1	14.6	89.84	198.06
LR3 60-4/710	480	165	372	18.9	6.5	14.6	103.39	227.94
LR3 60-4/800	552	217	419	21.7	8.5	16.5	150.93	332.75
LR3 60-4/1000	552	217	419	21.7	8.5	16.5	134.43	296.37
LR3 60-4/1200	552	274	420	21.7	10.8	16.5	195.07	430.05
LR3 60-4/1400	540	270	465	21.3	10.6	18.3	211.75	466.83
LR3 60-4/1600	540	270	465	21.3	10.6	18.3	344.52	759.54