

# SMF71M3JT ✓ ACTIVE

CGS | CGS SM


TE Internal #: 7-2176460-5

Surface Mount Resistors, Power Resistor, 2 Termination, Taped & Reeled, 5%, Metal Film, Resistance Range 1M $\Omega$  – 1G $\Omega$   $\Omega$ , 1.3M  $\Omega$ , 7 W

[View on TE.com >](#)



Passive Components > Resistors > Surface Mount Resistors > SMD Power Resistor: 7 Watt, 200-2M Ohm



Resistor Type: **Power Resistor**

Number of Terminations: **2**

Surface Mount Resistor Packaging Method: **Taped & Reeled**

Surface Mount Resistor Tolerance: **5%**

Element Type: **Metal Film**

[All SMD Power Resistor: 7 Watt, 200-2M Ohm \(340\)](#)

## Features

### Product Type Features

|                  |                |
|------------------|----------------|
| Product Type     | Fixed Resistor |
| Element Material | Metal Film     |
| Resistor Type    | Power Resistor |
| Element Type     | Metal Film     |

### Configuration Features

|                     |   |
|---------------------|---|
| Number of Resistors | 1 |
|---------------------|---|

### Electrical Characteristics

|                                     |                                    |
|-------------------------------------|------------------------------------|
| Voltage Rating                      | 750 V                              |
| Surface Mount Resistor Tolerance    | 5%                                 |
| Resistance Range                    | 1M $\Omega$ – 1G $\Omega$ $\Omega$ |
| Surface Mount Resistor Resistance   | 1.3M $\Omega$                      |
| Surface Mount Resistor Power Rating | 7 W                                |

### Termination Features

|   |        |
|---|--------|
| Number of Terminations                  | 2      |
| Surface Mount Resistor Termination Type | Solder |

### Mechanical Attachment

|             |               |
|-------------|---------------|
| Mount Style | Surface Mount |
|-------------|---------------|

### Dimensions

|                                   |                   |
|-----------------------------------|-------------------|
| Surface Mount Resistor Dimensions | 23 x 9.5 x 9.6 mm |
|-----------------------------------|-------------------|

### Usage Conditions

|                         |                                   |
|-------------------------|-----------------------------------|
| Temperature Coefficient | $\pm 100$ ppm/ $^{\circ}\text{C}$ |
|-------------------------|-----------------------------------|

### Packaging Features

|   |                |
|---|----------------|
| Surface Mount Resistor Packaging Method | Taped & Reeled |
|---|----------------|

## Product Compliance

[For compliance documentation, visit the product page on TE.com>](#)

|   |   |
|---|---|
| EU RoHS Directive 2011/65/EU                  | Compliant   |
| EU ELV Directive 2000/53/EC                   | Compliant   |
| China RoHS 2 Directive MIIT Order No 32, 2016 | No Restricted Materials Above Threshold   |
| EU REACH Regulation (EC) No. 1907/2006        | Current ECHA Candidate List: JUN 2020 (209)<br>Candidate List Declared Against: JUN 2020 (209)<br>Does not contain REACH SVHC |
| Halogen Content                               | Low Halogen - Br, Cl, F, I < 900 ppm per homogenous material. Also BFR/CFR/PVC Free   |
| Solder Process Capability                     | Reflow solder capable to 260 $^{\circ}\text{C}$   |

#### Product Compliance Disclaimer


This information is provided based on reasonable inquiry of our suppliers and represents our current actual knowledge based on the information they provided. This information is subject to change. The part numbers that TE has identified as EU RoHS compliant have a maximum concentration of 0.1% by weight in homogenous materials for lead, hexavalent chromium, mercury, PBB, PBDE, DBP, BBP, DEHP, DIBP, and 0.01% for cadmium, or qualify for an exemption to these limits as defined in the Annexes of Directive 2011/65/EU (RoHS2). Finished electrical and electronic equipment products will be CE marked as required by Directive 2011/65/EU. Components may not be CE marked. Additionally, the part numbers that TE has identified as EU ELV compliant have a maximum concentration of 0.1% by weight in homogenous materials for lead, hexavalent chromium, and mercury, and 0.01% for cadmium, or qualify for an exemption to these limits as defined in the Annexes of Directive 2000/53/EC (ELV). Regarding the REACH Regulation, the information TE provides on SVHC in articles for this part number is based on the latest European Chemicals Agency (ECHA) 'Guidance on requirements for substances in articles' posted at this URL: <https://echa.europa.eu/guidance-documents/guidance-on-reach>

## Compatible Parts




TE Model / Part # CAT-C339-SM1  
SMD Power Resistor: 7 Watt, 200-2M Ohm


## Also in the Series | CGS SM




Battery Holders(1)



Expanded Beam Fiber Optics(9)




LC Connectors(2)



RJ14 Connectors(1)




RJ22 Connectors(1)



RJ25 Connectors(1)



RJ45 Connectors(3)



SD Card Connectors(1)



Surface Mount Resistors(545)

## Customers Also Bought



## Documents

### Product Drawings

SMF 7W 1M3 5% Taped

English

### CAD Files

3D PDF

3D

Customer View Model

[ENG\\_CVM\\_CVM\\_7-2176460-5\\_A.2d\\_dxf.zip](#)

English

Customer View Model

[ENG\\_CVM\\_CVM\\_7-2176460-5\\_A.3d\\_igs.zip](#)

English

Customer View Model

[ENG\\_CVM\\_CVM\\_7-2176460-5\\_A.3d\\_stp.zip](#)

English

By downloading the CAD file I accept and agree to the [Terms and Conditions](#) of use.

### Datasheets & Catalog Pages

SMF71M3JT

Surface Mount Resistors, Power Resistor, 2 Termination, Taped & Reeled, 5%, Metal Film, Resistance Range 1M $\Omega$  – 1G $\Omega$   $\Omega$ , 1.3M  $\Omega$ , 7 W



## SMD Moulded Power Resistor - Type SM Series - Tyco Electronics Passives

English