



OD5015 Series

DC Fan - 12V
50 x 15mm (1.96 x .59in)



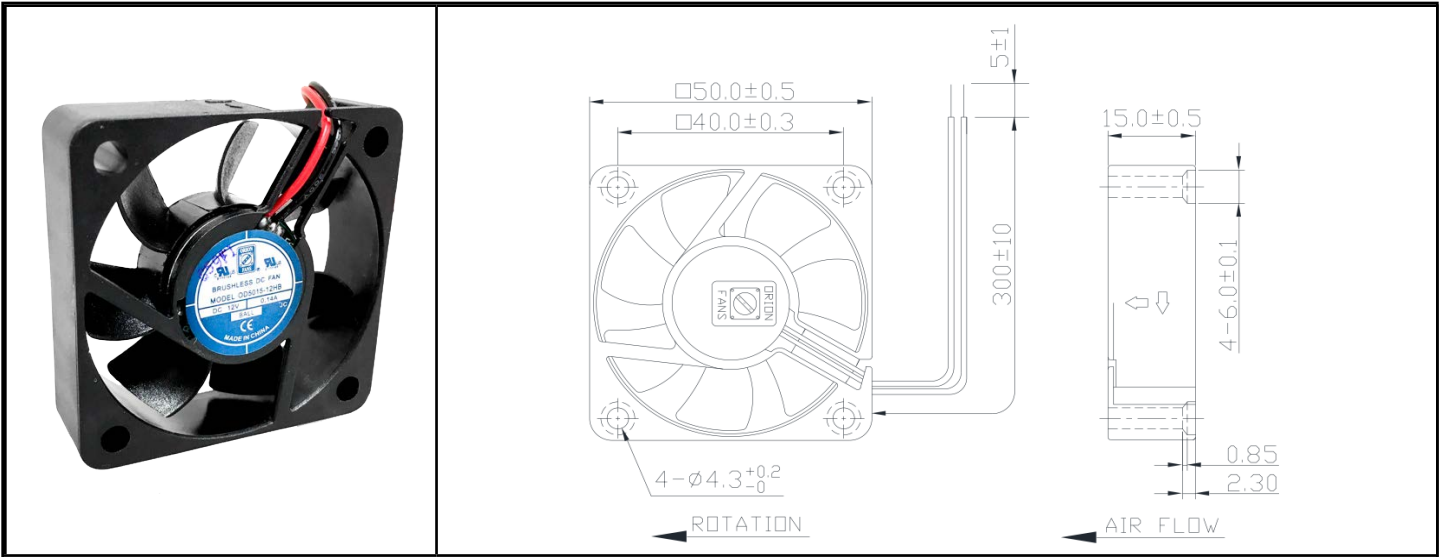
Model #	Pg #	Voltage	RPM	CFM	Noise Level	Max Static Pressure
OD5015-12HB	2	12 VDC	4800	14	30 dB	.13 H ₂ O
OD5015-12HB02A	3	12 VDC	4800	14	30 dB	.13 H ₂ O

** For some models and part numbers, minimum order quantities may apply.

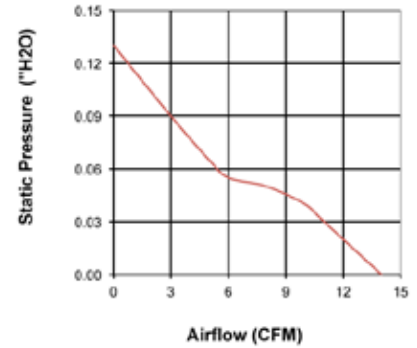
OD5015-12HB



DC Fan - 12V 50x15mm (1.96"x 0.59")



Frame	PBT, UL94V-0	Notes
Impeller	PBT, UL94V-0	Date: 063015
Connection	2x Lead wires *	<u>Available Options</u>
Motor	Brushless DC, imped- ance protected	Tachometer Alarm
Bearing System	Ball	Other speeds and voltages
Insulation Resistance	10M ohm between lead wire and frame (500VDC)	*Connection: UL1007 26AWG, black GND UL1007 26AWG, red Vcc
Dielectric Strength	60 seconds at 500VAC, max. leakage < 500 MicroAmp	Weight: 27g
Temperature Range	-10C ~ +70C	
Life Expectancy	70000 hours (40C)	

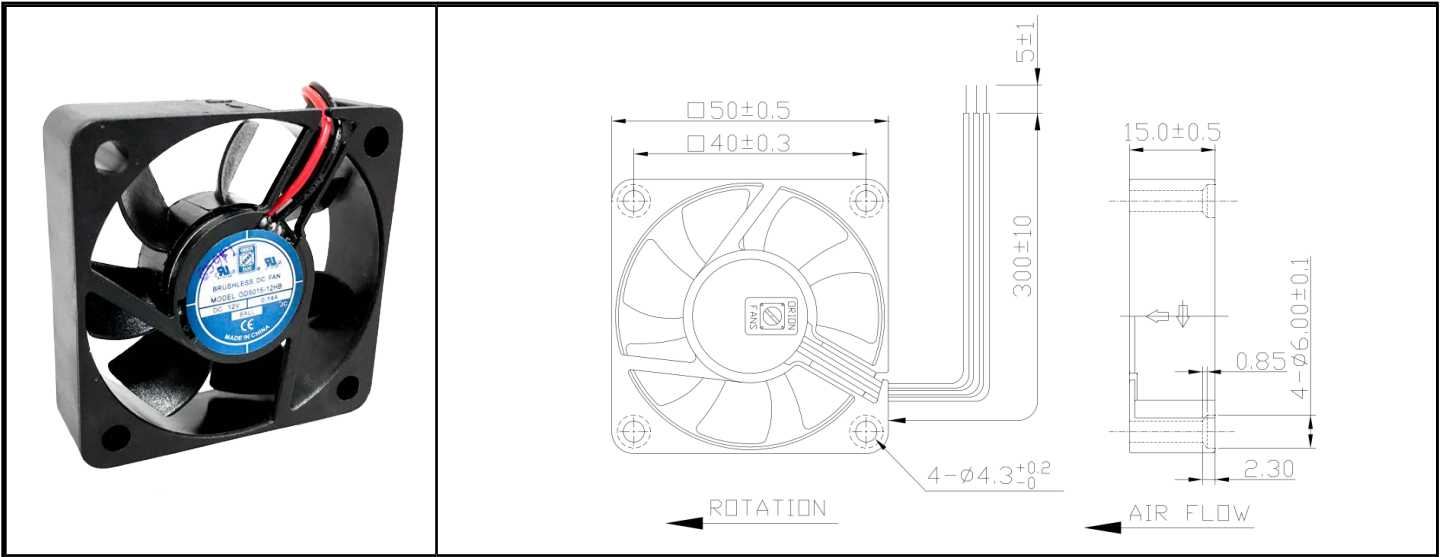


Model Number	OD5015-12HB
Part Number	159141001
Nominal Voltage	12 VDC
Voltage Range	9 ~ 13.2 VDC
Nominal Current (Amps)	0.11 A
Input Power (Watts)	1.68 W
Rated Speed (RPM)	4800
Airflow (CFM)	14
Noise Level (dB)	30
Max. Static Pressure (" H ₂ O)	0.13

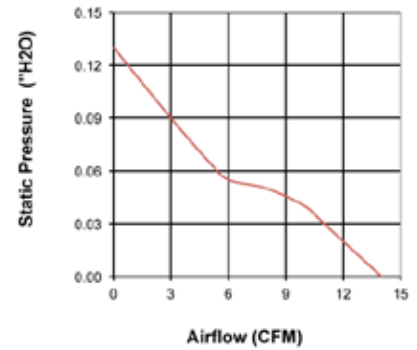
OD5015-12HB02A



DC Fan - 12V
50x15mm (1.96"x 0.59")

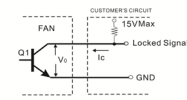


Frame	PBT, UL94V-0	Notes
Impeller	PBT, UL94V-0	Date: 063015
Connection	3x Lead wires *	<u>Available Options</u>
Motor	Brushless DC, imped- ance protected	Tachometer IP55
Bearing System	Ball	Other speeds and voltages
Insulation Resistance	10M ohm between lead wire and frame (500VDC)	*Connection: UL1007 26AWG, black GND UL1007 26AWG, red Vcc UL 1007 28AWG Yellow Alarm Weight: 27g
Dielectric Strength	60 seconds at 500VAC, max. leakage < 500 MicroAmp	
Temperature Range	-10C ~ +70C	
Life Expectancy	70000 hours (40C)	



Model Number	OD5015-12HB02A
Part Number	159141231
Nominal Voltage	12 VDC
Voltage Range	9 ~ 13.2 VDC
Nominal Current (Amps)	0.11 A
Input Power (Watts)	1.68 W
Rated Speed (RPM)	4800
Airflow (CFM)	14
Noise Level (dB)	30
Max. Static Pressure (" H ₂ O)	0.13

Output of locked signal
*Output type.....Open collector type
*Electrical design suggestion:
(External signal function design is decided by customer)



*Transistor Q1 at "ON" position
Collector current.....I_c=5mA Max
Saturation Voltage.....V_{CE}=1.0V Max
(Between Collector and Emitter at I_c=5mA)
*Transistor Q1 at "OFF" position
Release Voltage.....V_{CE}=15V Max

