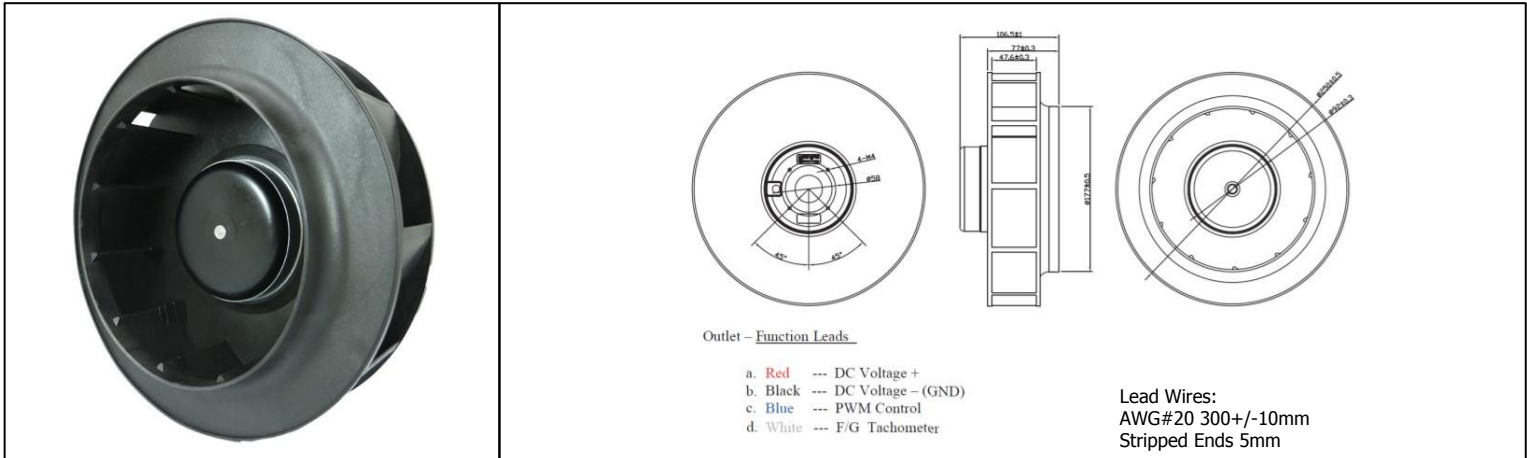


ODB250110 Series



DC Motorized Impeller, 24V
250x110mm (9.84"x4.33")

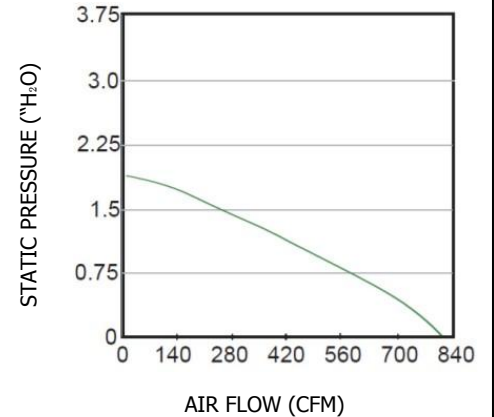


Outlet - Function Leads

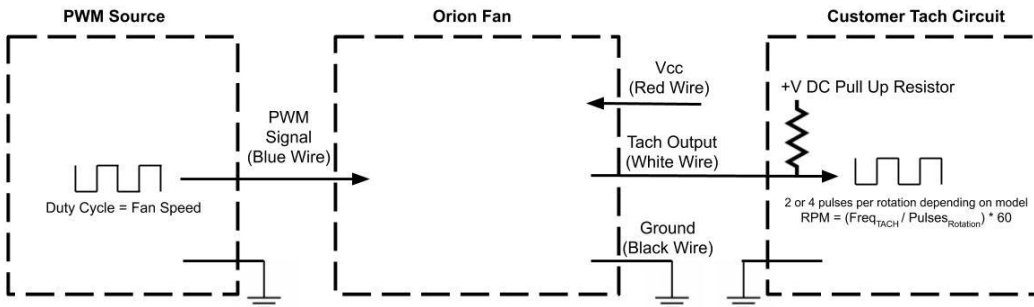
- a. Red --- DC Voltage +
- b. Black --- DC Voltage - (GND)
- c. Blue --- PWM Control
- d. White --- F/G Tachometer

Lead Wires:
AWG#20 300+/-10mm
Stripped Ends 5mm

Frame	Die Cast Aluminum	Operating Temperature -10°C ~ +60°C Storage Temperature -40°C ~ +75°C Life Expectancy 50,000 hours (L10 at 25°C) Other Available Options Alarm Other Speeds Available Weight: 3.53 lbs m0
Impeller	PBT, UL94 V-0 plastic	
Connection	4x Lead wires, 20 AWG	
Motor	Brushless DC, Electronically Protected, Polarity Protected	
Bearing System	Dual Ball Bearings	
Dielectric Strength	500VAC/min < 1mA	
Insulation Resistance	10M ohm between leadwires and frame (500 VDC)	



Part Number	Rated Voltage	Rated Power	Nominal Current	Rated Speed (RPM)	Airflow (CFM)	Noise Level (dB)	Max. Static Pressure
ODB250110-24HB10A	24 VDC	129.6 W	5.4 A	2600	825	67	1.95" H ₂ O
ODB250110-48HB10A	48 VDC	129.6 W	2.7 A	2600	825	67	1.95" H ₂ O



PWM Low Voltage: <0.5V
 PWM High Voltage: >2.6V
 PWM High Voltage Max: ≤12V
 PWM Max Sink Current: 8mA
 PWM Frequency Range: 100Hz-100KHz
 PWM Typical Frequency: 25KHz
 RPM at 0% Duty Cycle: 0 RPM
 RPM will be full speed if PWM input is disconnected.

Tach Max Voltage = 24V
 Tach Max Current = 5mA
 Tach Low Voltage = 0.5V
 Tach Pulses per rotation = 2