



**H K Wentworth Group**  
Distributed and Supported in  
the UK



hakko.com - hakko.co.uk

## Packing List



FA430 Unit with BS power cord (B2422) +  
Instructions



Main Filter (A1573)



Pre-filters x10 (A1572)

## FA430-13



## Specifications:

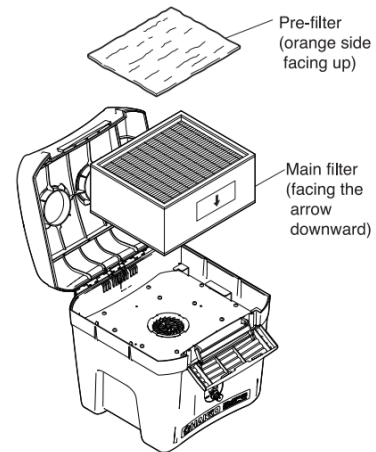
FA430

Power consumption	110W
Noise level	50dB (MEDIUM mode)
Maximum suction capacity	with single duct : MAX. 4.1m <sup>3</sup> /min. (145cfm) with two ducts : MAX. 4.7m <sup>3</sup> /min. (167cfm)
Filtering efficiency	99.97% 0.3μm (LOW, MEDIUM mode) 99.96% 0.3μm (HIGH mode)
Static pressure	1,500Pa
Duct set (sold separately)	Length of duct : □55mm×1.2m (ESD SAFE)
Dimensions	330(W)×366(H)×343(D)mm
Weight	7.5kg

\* Filtering efficiency is an initial value of collection efficiency based on counting method for airborne dust collected by a single plate of filter (unfolded).

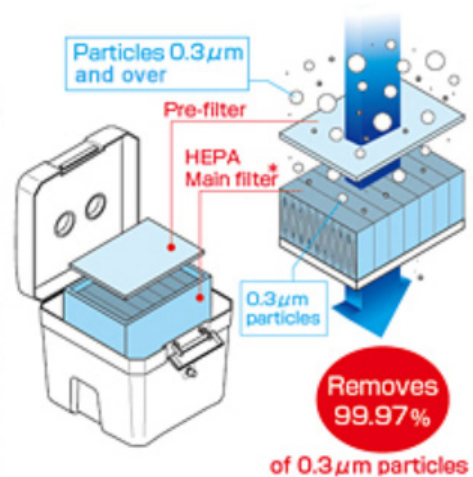
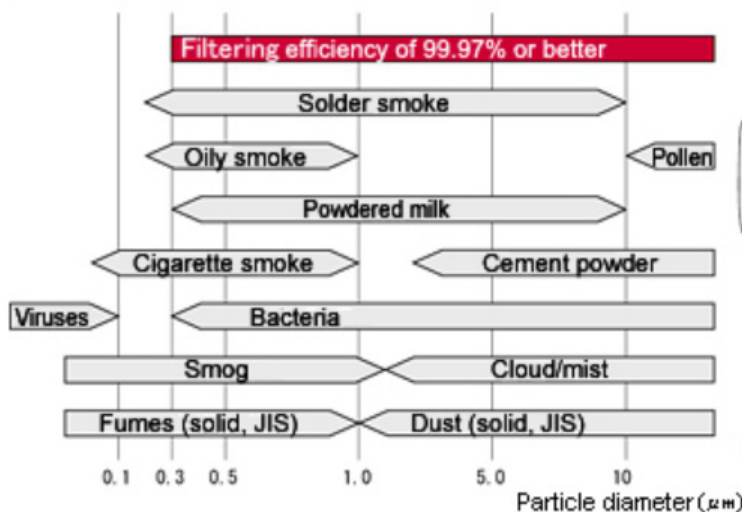
\* Noise level is measured at a distance of 1 m from the face of unit in an anechoic room.

\* Net in duct sets are not protected against electrostatic discharge.



The FA-430 provides excellent filtering efficiency, 99.97% of particles greater than 0.3μm, by using a HEPA filter.

### Aerosol particle diameter range



\* The initial value of collection efficiency based on counting method for airborne dust collected by a single plate of filter (unfolded).



**H K Wentworth Group**  
Distributed and Supported in  
the UK



**H K Wentworth Group**  
Distributed and Supported in  
the UK



hakko.com - [hakko.co.uk](http://hakko.co.uk)

## Filter Replacement:

The FA430 features indicator lights for filter replacement to ensure the unit operates at optimum efficiency.

No matter how sophisticated a fume extractor is, if the filter is not replaced at the right time, it will not be able to give maximum performance. The HAKKO FA-430 detects the number of fan rotation and notifies the operator of the appropriate time to replace the filter, guaranteeing a comfortable working environment.

### Pre-filter

When the pre-filter is 80% clogged or has been used for 200 hours, the orange indicator flashes on and off.

### Main filter

When the 10th pre-filter needs replacing, the orange and red lamps flash on and off.



## Installation:

Image 1



Image 2



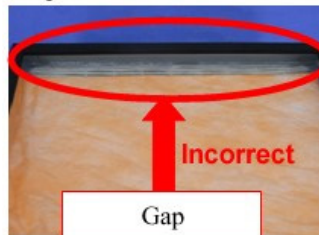
### Proper installation:

Install the pre-filter inside the frame of the main filter as shown in image 1. Be sure to check that there are no gaps at the corners as shown in image 2.

Image 3



Image 4



### Improper installation:

If the pre-filter is not installed properly as shown in images 3 and 4, the main filter will degrade its original performance quickly.

## Recommended Extras:

(Available to purchase separately)

### C1571

Duct Set (Rectangle)



### C1572

Duct Set (Round)



### A1573

Main Filter Replacement



### A1572

Pre Filter Replacement



**H K Wentworth Group**  
Distributed and Supported in  
the UK