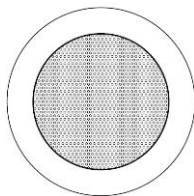



# EC36V

100V CEILING SPEAKER 3" 6W

Item ref: 952.138UK

User Manual





**Caution: Please read this manual carefully before operating**  
Damage caused by misuse is not covered by the warranty

## Features

The EC36V is a low profile, miniature ceiling loudspeaker, equipped with a 100V transformer with output power tapings of 6W or 3W. The 3" reinforced paper cone is treated with a moisture-resistant coating to make it suitable for humid environments, such as bathrooms and kitchens. Flush mounting with a small diameter cut-out for discreet installation.

## Installation

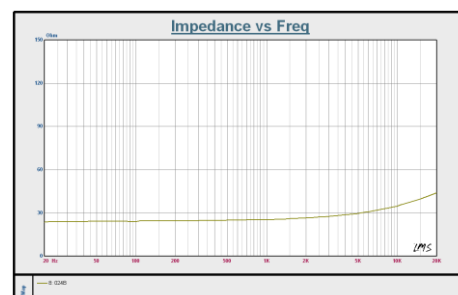
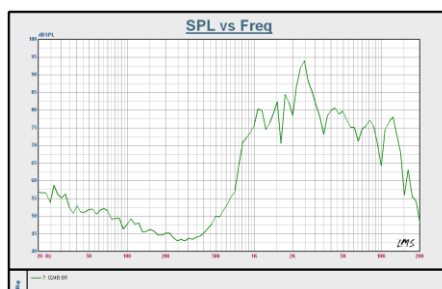
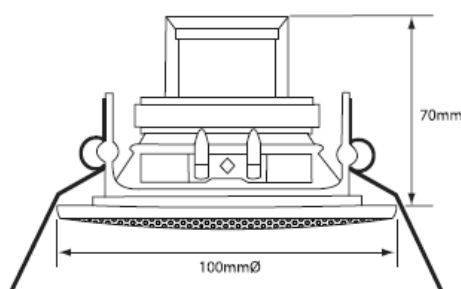
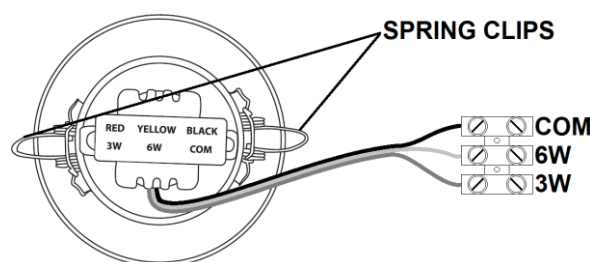
Choose a location in the ceiling where there is at least 70mm void to accommodate the depth of the speaker and transformer. Mark out and cut a circular hole of 95mm diameter and feed the speaker cable through from the amplifier. Note: The amplifier must be a 100V type and the speaker wire must be double-insulated.

The EC36V has 3 coloured wires feeding to the transformer from a 3-way screw terminal block. Connect the "-" speaker wire to the black "COM" terminal and connect the "+" speaker wire to either the red "3W" or yellow "6W" terminal, depending on the required power output.

Once connections are made, push the 2 spring clips upward so that they point vertically alongside the magnet of the speaker and offer up to the cut-out in the ceiling, feeding the speaker wire, then the spring clips and the rear of the speaker through the hole. The spring clips will fold back to secure the speaker in place.

## Specifications

Driver	75mmØ (3") coated paper cone
Frequency response	120Hz - 20kHz
Sensitivity	87dB
Dispersion angle	155°
Cut-out dimensions	95mmØ
Mounting depth	70mm
100V line tapings	3W, 6W
Construction	Pressed steel frame & basket
Dimensions	70 x 100mmØ
Weight	384g



**Disposal:** The "Crossed Wheelie Bin" symbol on the product means that the product is classed as Electrical or Electronic equipment and should not be disposed with other household or commercial waste at the end of its useful life. The goods must be disposed of according to your local council guidelines.

*Errors and omissions excepted.*  
Copyright© 2020. AVSL Group Ltd.