





### Benefits

- ❖ Tough, compact and versatile
- ❖ Steel construction gives long life and reliability
- ❖ Non electrical versions available, please refer to Airswitching section
- ❖ Guards available
- ❖ Stainless steel version available on request

- ❖ Multi pedal versions available
- ❖ Sealed to IPX2 or IPX7 (IPX8 upon request)
- ❖ Choice of colours and switching operations
- ❖ Customer logo's available
- ❖ Variants available for medical applications

Model No	6289-PP	6289-W0	6289-D0	6289-DA	6289-SC	6289-CC	6289-CT
Depth	89mm	89mm	89mm	89mm	89mm	89mm	89mm
Width	63mm	63mm	63mm	63mm	63mm	63mm	63mm
Height	20mm	20mm	20mm	20mm	20mm	20mm	20mm
Weight	283g	283g	283g	283g	283g	283g	283g
Guard	Available	Available	Available	Available	Available	Available	Available
Material: Body	(Grey Hammertone as Std) 16 SWG mild steel shell						
Tread	(Black as standard) Polypropylene						
Guard	2 Sizes available/Stove enamelled mild steel/Hammertone						
Number of Poles	Single pole	Single pole	Double pole	Two Stage Action	Single pole	Single pole	Single pole
Contact Configuration	Latching	Normally open	Normally open	Normally open	Normally open	Change over	Change over
Cable	3 core PVC	3 core PVC	5 core PVC	5 core PVC	3 core PVC	4 core PVC	INT. terminal block
Cable Length	2m (Std)	2m (Std)	2m (Std)	2m (Std)	2m (Std)	2m (Std)	N/A
Conductor	0.75mm <sup>2</sup>	0.75mm <sup>2</sup>	0.5mm <sup>2</sup>	0.5mm <sup>2</sup>	0.75mm <sup>2</sup>	0.5mm <sup>2</sup>	N/A
Cable O/D	6.8mm	6.8mm	6.8mm	6.8mm	6.8mm	6.8mm	7.0 grommet
Current Rating @ 250V ac	6 Amp resistive 3 Amp inductive ½ HP 250V	6 Amp resistive 1.5 Amp inductive	3 Amp resistive 3 Amp inductive ½ HP 250V	3 Amp resistive 3 Amp inductive ½ HP 250V	6 Amp resistive 3 Amp inductive ½ HP 250V	3 Amp inductive / resistive ½ HP 250V	6 Amp resistive 3 Amp ½ HP 250V
Switching Module Rating	IPX2	IPX7	IPX2	IPX2	IPX2	IPX2	IPX2
Approvals	EN 61058-2-1, EN 61058 and EN60950						

- ❖ Cordset variations of each standard option are available (up to IPX8 upon request).

**6289-SB (Guard optional)****6289-01****6289-SB****6289-02****Benefits 6289-SB**

- ❖ Wide choice of switching options
- ❖ Various pedal and base colours available
- ❖ Robust high repeatability
- ❖ Customer logos available upon request

**Benefits 6289-01**

- ❖ Sealed to IPX2 or IPX7 (IPX8 upon request)
- ❖ Variable switching options
- ❖ Custom made lengths on request

Model No	6289-SB Standard	6289-01 Standard
Depth	100mm	95mm
Width	180mm	760mm (200mm to 3 metres possible)
Height	32mm	25mm
Weight	795g	1200grms
Guard	230mm x 100mm x 100mm (optional extra)	N/A (possible on shorter lengths) see below
Divider Option	Fitted to central boss with or without herga logo	N/A
Material:		
Body	2 switches on diecast aluminium base	Switch bodies grey hammertone mild steel (underneath)
Tread	Std black polypropylene (grey, red & white also available)	Rubber on aluminium extrusion (or vinyl)
Guard	Painted 18 SWG mild steel	Available up to 300mm long
Colour Option	Grey hammertone (various textures and colours available)	Black rubber tread (vinyl floor types available)
Wiring Configurations	Single and double pole variants	2 x N/O single pole footswitches (Change over and double pole available upon request)
Contact Configuration	Silver and gold variants available (silver as Std)	Silver and gold variants available
Cable	PVC (other types available upon request)	3 core PVC with earth as standard
Cable Length	2 metres (other lengths/types available upon request)	2 metres (can be provided with extra lengths)
Current Rating	Variations of 24V and 250V available 3 Amp ½ HP (dependent on component use)	6 Amp resistive 250V 3 Amp inductive ½ HP
Switching Module Rating	IPX2 and IPX8 (IP68 upon request)	IPX2 and (IPX8 available upon request)
Approvals	EN 61058-2-1, EN 61058, and EN 60950	EN 61058-2-1, EN 61058 and EN 60950

Approvals

EN 61058-2-1, EN 61058, and EN 60950

EN 61058-2-1, EN 61058 and EN 60950

[<< BACK](#)

---

Herga Electric Ltd cannot be held responsible for the accuracy and content of third party web sites.

© Copyright Herga Electric Limited 2005