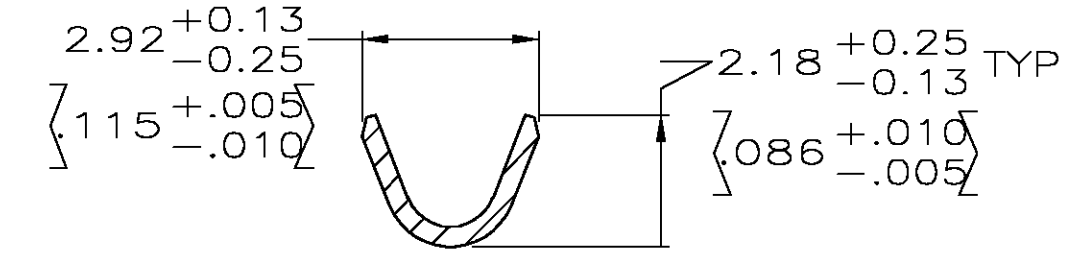
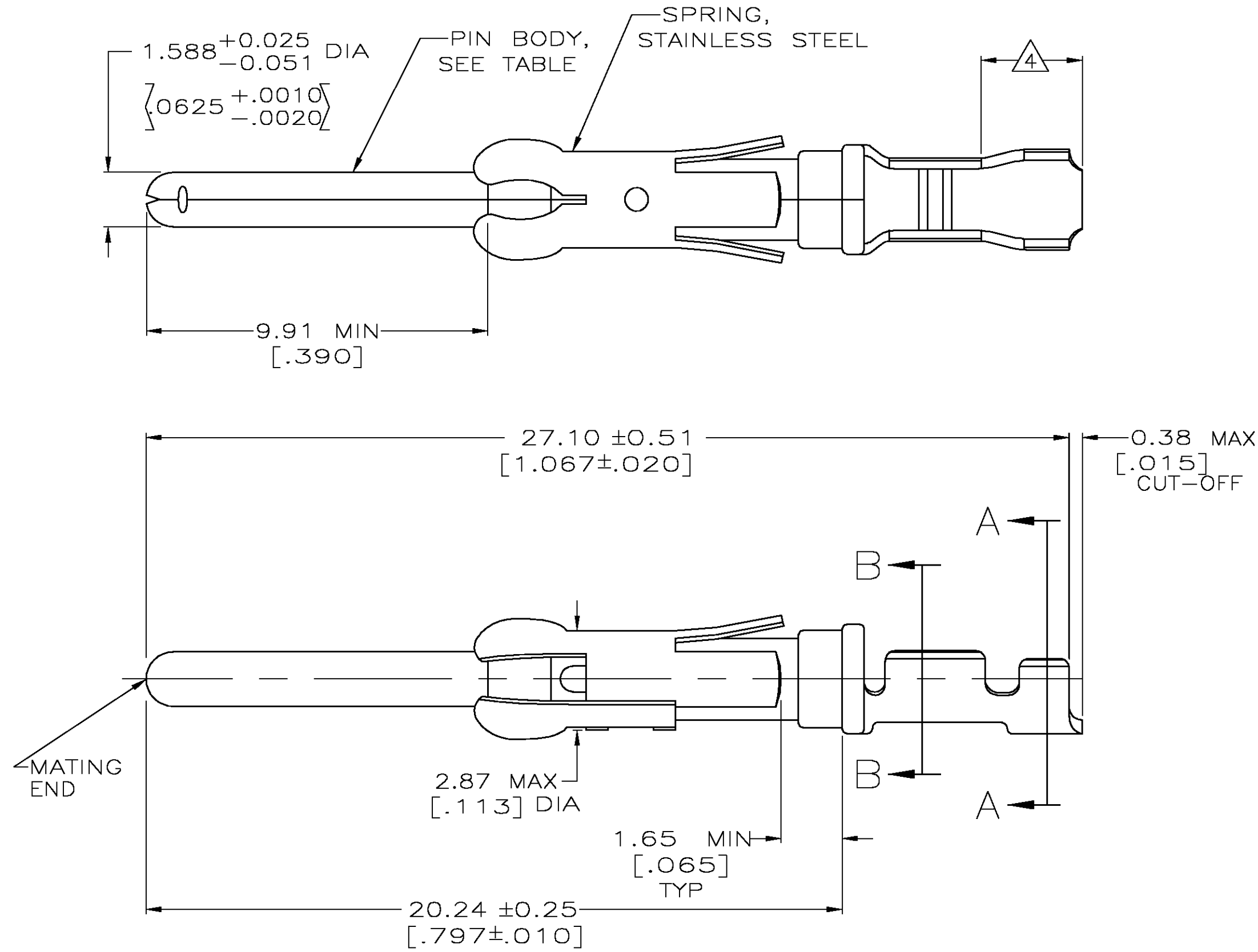
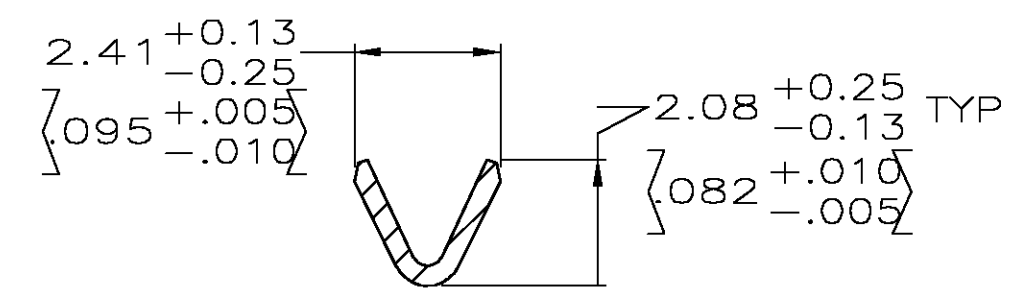


THIS DRAWING IS UNPUBLISHED. RELEASED FOR PUBLICATION
 © COPYRIGHT BY TYCO ELECTRONICS CORPORATION. ALL RIGHTS RESERVED.

LOC		DIST		REVISIONS					
FT		47		P	LTR	DESCRIPTION	DATE	DWN	APVD
				F		OG3B-0344-03	29APR03	TK	GS



SECTION A-A



SECTION B-B

- ① 0.76µm [.000030] MIN GOLD PER MIL-G-45204 ON MATING END FOR A LENGTH OF 5.08 [.200] MIN WITH GOLD FLASH ON THE REMAINDER, OVER 1.27µm [.000050] MIN NICKEL PER QQ-N-290.
- ② 0.76µm [.000030] MIN GOLD PER MIL-G-45204 IN MATING END FOR A LENGTH OF 5.08 [.200] MIN WITH A UNIFORM GRADIENT TO 0.25µm [.000010] MIN GOLD PER MIL-G-45204 ON THE REMAINDER, OVER 1.27µm [.000050] MIN NICKEL PER QQ-N-290.
- ③ 0.38µm [.000015] MIN GOLD PER MIL-G-45204 ON MATING END FOR A LENGTH OF 5.08 [.200] MIN WITH GOLD FLASH ON THE REMAINDER OVER 1.27µm [.000050] MIN NICKEL PER QQ-N-290.
- ④ GOLD PLATING NOT REQUIRED IN THIS AREA.
- ⑤ 1.27µm [.000050] MIN GOLD PER MIL-G-45204 ON MATING END FOR A LENGTH OF 5.08 [.200] MIN WITH GOLD FLASH ON THE REMAINDER OVER 1.90µm [.000075] MIN NICKEL PER QQ-N-290.
- ⑥ 1.27µm [.000050] MIN TIN-LEAD PER MIL-T-10727 OVER 1.27µm [.000050] MIN NICKEL PER QQ-N-290.
- 7. WIRE RANGE 24-20 AWG.
- 8. INSULATION RANGE 1.02[.040]-2.03[.080] DIA.
- ⑨ 0.38µm [.000015] MIN GOLD PER MIL-G-45204 ON MATING END FOR A LENGTH OF 5.08 [.200] MIN, 1.27µm [.000050] MIN TIN-LEAD PER MIL-T-10727 FOR A LENGTH OF 5.69 [.224] MIN ON OPPOSITE END, BOTH OVER 1.27µm [.000050] MIN NICKEL PER QQ-N-290 ON ENTIRE CONTACT.
- ⑩ 1.27µm [.000050] MIN TIN PER MIL-T-10727 OVER 1.27µm [.000050] MIN NICKEL PER QQ-N-290.

	SMALL PACK	⑩	BRASS	1-66103-8	1-66103-9
	STANDARD	⑩	BRASS	2-66102-5	1-66103-8
	SMALL PACK	①	BRASS	66102-4	1-66103-7
	SMALL PACK	③	BRASS	66102-3	1-66103-6
	SMALL PACK	⑥	BRASS	66102-2	1-66103-5
	SMALL PACK	②	BRASS	66102-1	1-66103-4
OBSOLETE	STANDARD	⑨	BRASS	2-66102-3	1-66103-3
OBSOLETE	STANDARD	①	PHOSPHOR BRONZE	2-66102-2	1-66103-2
OBSOLETE	STANDARD	⑥	PHOSPHOR BRONZE	2-66102-1	1-66103-1
	STANDARD	①	BRASS	66102-4	66103-4
	STANDARD	③	BRASS	66102-3	66103-3
	STANDARD	⑥	BRASS	66102-2	66103-2
	STANDARD	②	BRASS	66102-1	66103-1
	PACKAGING TYPE	BODY FINISH	BODY MATERIAL	STRIP P/N REF	PART NO

THIS DRAWING IS A CONTROLLED DOCUMENT.

DIMENSIONS: INCHES	TOLERANCES UNLESS OTHERWISE SPECIFIED:	DWN L.SIPE 06/01/92	Tyco Electronics Corporation City, State, Zip
	0 PLC ± -	CHK W.LENKER 6-11-92	
	1 PLC ± -	APVD G.STEINHAUER 7-7-92	NAME
	2 PLC ± 0.13 [.005]	PRODUCT SPEC	PIN ASSEMBLY, LOOSE PIECE, TYPE III+
	3 PLC ± -	APPLICATION SPEC	
	4 PLC ± -	WEIGHT	SIZE A2 CAGE CODE 00779 C=66103
	ANGLES ± -	CUSTOMER DRAWING	SCALE 8:1 SHEET 1 OF 1 REV F