



Main

Product Range	Harmony
Product Type	Power relay
Switch Function	SPST
Contact Composition	NO
Contacts Material	Silver alloy contacts
[Uc] Control Circuit Voltage	240 V AC 50...60 Hz
Maximum Switching Voltage	277 V AC 28 V DC

Complementary

Load Current	30 A
Operating Position	Any position
Rated Power in VA	470 VA at 240 V on pilot duty
Network Frequency	50...60 Hz
Rated Power in HP	1 Hp at 125 V AC 2 hp at 250 V AC
Minimum Switching Capacity	5 W 1 A, 5 V DC 12 VA 1 A, 12 V AC
Rated Operational Current	30 A 240 V AC-1 30 A 28 V DC on resistive load) 24 A 240 V AC on resistive load) 98 A 120 V AC-8a locked rotor) 22 A 120 V AC-8a full load) 10 A 277 V AC-5a ballast)
Control Circuit Voltage Limits	0.85...1.1 Uc
Average Resistance	13490 Ohm 73 °F (23 °C) +/- 10 %
Connections Terminals	Faston terminals contact terminal AWG 12...AWG 10, connection size: 6.35 x 0.8 mm Faston terminals coil terminal AWG 22...AWG 14, connection size: 4.8 x 0.5 mm
Drop-out Voltage Threshold	>= 0.2 Uc
Average Consumption	2.6 VA
Rated Impulse Withstand Voltage	4 kV 1.2/50 μs
Electrical Durability	100000 Cycles, 30 A 240 V, AC-1 50000 Cycles resistive, 30 A 28 V, DC 100000 Cycles resistive, 24 A 240 V, AC 30000 Cycles full, 22 A 120 V, AC-8a 1000 Cycles motor 6000 cycles ballast, 10 A 277 V, AC-5a
Mechanical Durability	10000000 cycles
Operating time	20 ms
Release Time	10 ms
Dielectric Strength	2500 V AC between coil and contact 1500 V between contacts micro disconnection
Rated Insulation Voltage	320 V
Mounting Support	Panel flange
Protection Category	RT III
Product Weight	0.07 lb(US) (0.032 kg)

Environment

Shock Resistance	10 gn operating 100 gn not operating
Pollution Degree	3
Vibration Resistance	+/- 0.75 mm 10...55 Hz operating +/- 0.75 mm 10...55 Hz not operating
Ambient Temperature Range - Operational	-40...104 °F (-40...40 °C)
Ambient Temperature Range - Storage	-40...185 °F (-40...85 °C)
Product Certifications	UL
Height	1.97 in (50 mm)
Width	1.07 in (27.3 mm)
Depth	1.09 in (27.8 mm)
Standards	UL 60947-4-1

Ordering and shipping details

Category	21127 - ZELIO ICE CUBE RELAYS
Discount Schedule	CP2
GTIN	00785901796268
Nbr. of units in pkg.	1
Package weight(Lbs)	1 lb(US) (0.45 kg)
Returnability	Yes
Country of origin	CN

Offer Sustainability

Sustainable offer status	Green Premium product
California proposition 65	WARNING: This product can expose you to chemicals including: Lead and lead compounds, which is known to the State of California to cause cancer and birth defects or other reproductive harm. For more information go to www.P65Warnings.ca.gov
REACH Regulation	REACH Declaration
REACH free of SVHC	Yes
EU RoHS Directive	Compliant EU RoHS Declaration
Toxic heavy metal free	Yes
Lead free	Yes
Mercury free	Yes
RoHS exemption information	Yes
China RoHS Regulation	China RoHS Declaration
Environmental Disclosure	Product Environmental Profile
Circularity Profile	End Of Life Information
WEEE	The product must be disposed on European Union markets following specific waste collection and never end up in rubbish bins.
PVC free	Yes
Silicon free	Yes
Phenolic free solution	Yes

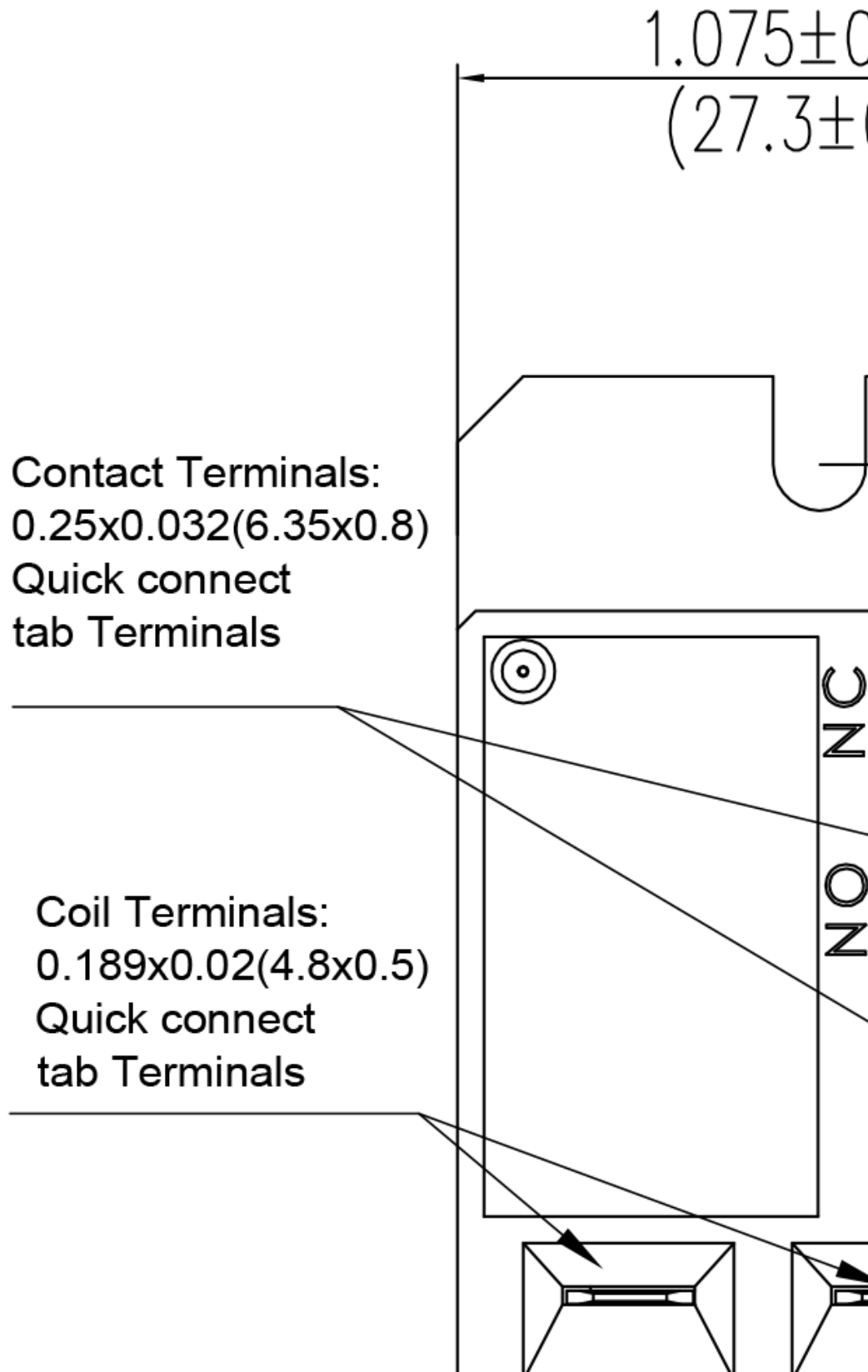
Approximate Dimensions

Unit:
in.
(mm)

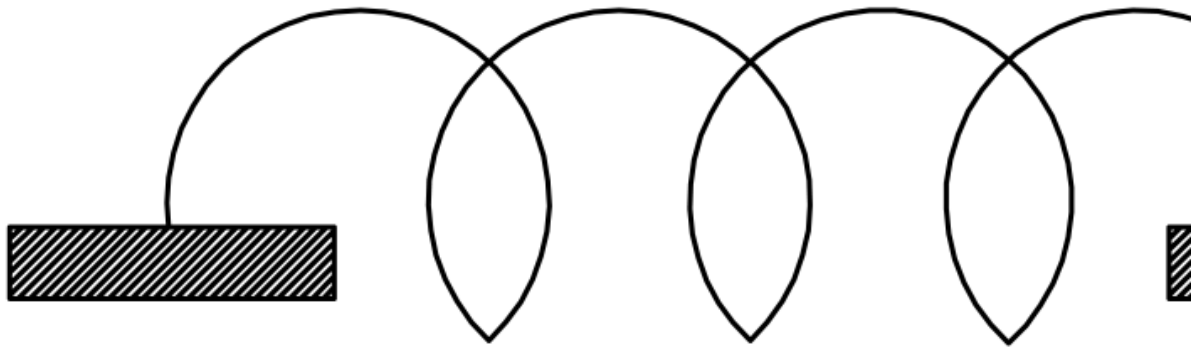
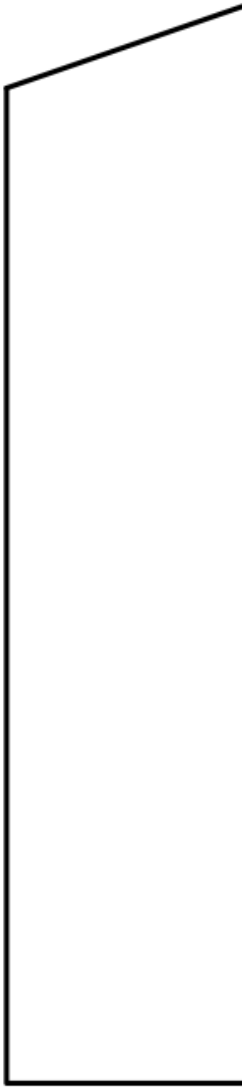
Contact Terminals:
0.25x0.032(6.35x0.8)
Quick connect
tab Terminals

Coil Terminals:
0.189x0.02(4.8x0.5)
Quick connect
tab Terminals

1.075±0
(27.3±0)



Connections and Wiring Diagrams



TOP VIEW

