

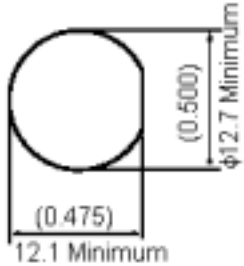


PART NO.

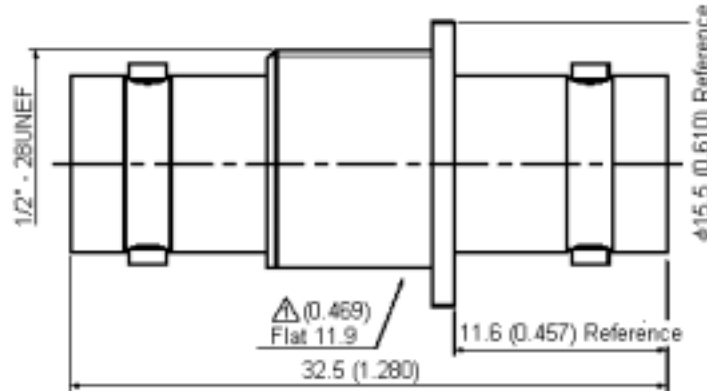
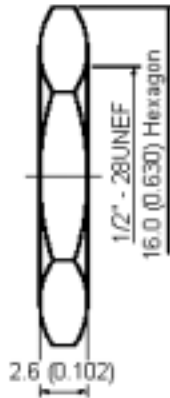
13-29-7

REVISIONS

ECN #	REV	DESCRIPTION	DRAWN	DATE	CHECKD	DATE	APPRVD	DATE
-	A	RELEASED	Poori	10/9/07	Suresh	10/9/07	G. C	25/9/07



Scale 2:1
Mounting Hole



Dimensions : Millimetres (Inches)

Specifications:

- Bodies : Brass per JIS-C3604.
- Centre Contact : Brass per JIS-C3604.
- Connector interface per MIL-STD-348A.
- Part to be clean and free of burrs.

Specification Table

Number	Description	Material	Finish	Part Number
1	Nut	Brass	Nickel 100 µ" Minimum	13-29-7
2	Washer	Iron		
3	Insulation	POM	None	
4	Body	Brass	Nickel 100 µ" Minimum	
5	Insulation	ABS	None	
6	Centre Contact	Brass	Gold	
7	Washer		Nickel 100 µ" Minimum	

<http://www.farnell.com>

<http://www.newark.com>

<http://www.cpc.co.uk>

This data sheet and its contents (the "Information") belong to the Premier Farnell Group (the "Group") or are licensed to it. No licence is granted for the use of it other than for information purposes in connection with the products to which it relates. No licence of any intellectual property rights is granted. The Information is subject to change without notice and replaces all data sheets previously supplied. The Information supplied is believed to be accurate but the Group assumes no responsibility for its accuracy or completeness, any error in or omission from it or for any use made of it. Users of this data sheet should check for themselves the Information and the suitability of the products for their purpose and not make any assumptions based on information included or omitted. Liability for loss or damage resulting from any reliance on the Information or use of it (including liability resulting from negligence or where the Group was aware of the possibility of such loss or damage arising) is excluded. This will not operate to limit or restrict the Group's liability for death or personal injury resulting from its negligence. SPC MULTICOMP is the registered trademark of the Group. © Premier Farnell plc 2007.

TOLERANCES:
UNLESS OTHERWISE SPECIFIED, DIMENSIONS ARE FOR REFERENCE PURPOSES ONLY.

DRAWN BY:	DATE:
Poornima	10/09/07
CHECKED BY:	DATE:
Suresh	10/09/07
APPROVED BY:	DATE:
G.Cook	25/09/07

DRAWING TITLE:

13-29-7

SIZE A	DWG NO. M10000554	ELECTRONIC FILE 1169703_DWG	REV A
SCALE: NTS	U.O.M.: mm (Inches)	SHEET: 1 OF 1	