

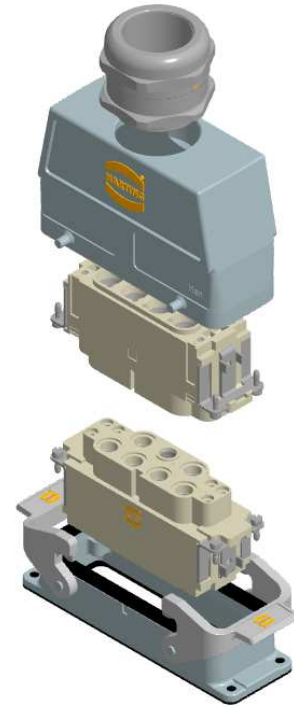
Technical Characteristics

Part Number

Han K6/6 Power Kit

Hood	Top Entry
Housing	Double Lever Bulkhead
Material	Die Cast Aluminum
IP / NEMA	IP67 / 4, 4x, 12
Temp Rating	-40 to +125C
Cable Gland	M40 Metal
Cable Diameter	20-26mm / 22-32mm
Insert	6(power)+6(signal) +GND
Screw Terminals	5-2AWG / 24-13AWG
Wire Strip Length	13-14mm (power) 7.5mm (signal)
Mating Cycles	>500
Flammability	V-0

73 10 100 0011

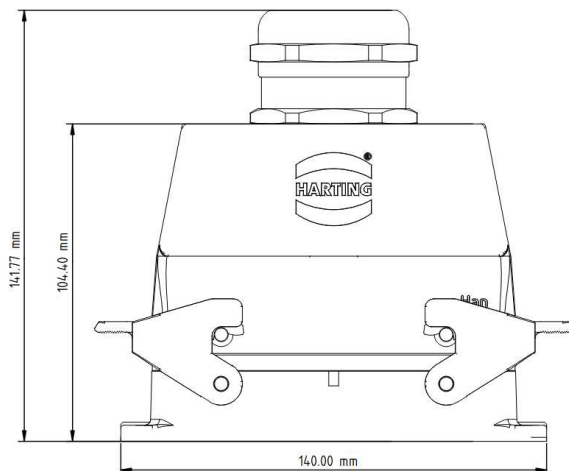


Electrical Characteristics

Rated Current	100A / 16A
Rated Voltage	600V
Rated Impulse Voltage	8kV

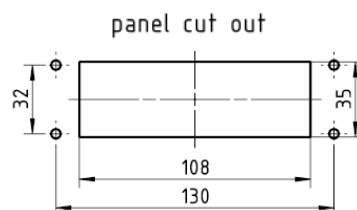
Drawings and Assembly Information

Dimensions in mm



Tooling and Torque Values		
Type	Tool	Torque (Nm)
Terminal Screws (M3)	See HARTING E-Catalogue	
Fixing Screw (M3)	PH2 or Slotted 0.6 x 3.5	0.50
Mounting Screws (M4 recommended)	-	0.8...1.0
Cable Gland (M40)	SW 50	15

Kit Contents	
Male Insert	09 38 012 2651
Female insert	09 38 012 2751
Housing	09 30 024 1301
Hood	19 30 024 0428
Cable Gland	19 00 000 5099



For further information, please reach out to techsupportUS@HARTING.com

NOTE:
Fine stranded wire required for axial screw termination