

# 480W AC to DC Power Supply DIN Rail Mount

**multicomp** PRO

**RoHS  
Compliant**



## Features

- High Efficiency 94%
- Built-In Active P.F.C
- 150% Peak Load Capability
- SELV Components Design
- Parallel Function



## Model List

Model No.	Input Voltage	Output Wattage	Output Voltage	Output Current	EFF. (Min.)	EFF. (Typ.)
Single Output Models						
MP-DRE480-24A	88V AC to 264V AC	480 WATTS	+24V DC	20A	91%	93%
MP-DRE480-48A			+48V DC	10 A	92%	94%

## Specification

All Specifications Typical At Nominal Line, Full Load, 25°C Unless Otherwise Noticed

### General

Characteristics	Conditions	Min.	Typ.	Max.	Unit
Switching Frequency	Vi nom, Io nom		90		kHz
Isolation Voltage	Input - Output	3,000 / 4,242			V AC / V DC
	Input-FG	1,500 / 2,121			V AC / V DC
	Output-FG	500 / 710			V AC / V DC
Isolation Resistance	Input- Output, @ 500V DC	100			MΩ
Ambient Temperature	Operating at Vi nom	-35		+ 71	°C
Derating (see Derating curve)	Vi nom, from +61°C to +71°C			2.5	% / °C
Storage Temperature	Non operational	-40		+ 85	°C
Relative Humidity	Vi nom, Io nom	20		95	% RH
Temperature Coefficient	Vi nom, Io min			± 0.03	% / °C
MTBF	Bellcore Issue 6 @40°C, GB	12V		440,000	Hours
		24V		410,000	
Altitude During Operation	EN 62368-1			5,000	m
Dimension	Screw terminal type	L124.5 × W83.5 × D123.6			mm
Cooling	Free air convection				
Installation Position	Vertical (other direction may derating using )				
Pollution Degree		2			

Newark.com/multicomp-pro  
Farnell.com/multicomp-pro  
Element14.com/multicomp-pro

**multicomp** PRO

# 480W AC to DC Power Supply DIN Rail Mount

**multicomp** PRO

Input Specifications					
Characteristics	Conditions	Min.	Typ.	Max.	Unit
Rated Input Voltage	Io nom		115 / 230		V AC
Input voltage Range	Ta min ... Ta max, Io nom	AC in DC in	88 120		V AC V AC
Input Current	Vi : 115 / 230 V AC, Io nom		4.8 / 2.4		A
Rated input Current	Vi : 88 VAC, Io nom			6.5	A
Line Frequency	Vi nom, Io nom	47		63	Hz
Inrush Current	Vi : 115 / 230 V AC , Io nom			24 / 48	A
Power Dissipation	Vi : 230 VAC, Io nom		37		W
Leakage Current	Input-Output				
	Input-FG			3.5	mA
P.F.C (Active)	Vi : 230V AC, Io nom		0.94		

## Output Specifications

Characteristics	Conditions	Min.	Typ.	Max.	Unit
Output voltage accuracy (Adjusted before shipment)	Vi nom, Io max	0		+ 1	%
Minimum Load	Vi nom	0			%
Line Regulation	Io nom, Vi min ...Vi max			± 1	%
Load Regulation	Vi nom, Io min ...Io nom			± 1	%
Peak power I)	Vi nom			720	W
Voltage trim Range	Vi nom, 0.8 Io nom	24V 48V	22.5 47	28 56	V DC
Rated Continuous Loading	Vi nom	24V 48V	20 A @ 24V DC / 17.1 A @ 28 V DC 10 A @ 48V DC / 8.5 A @ 56 V DC		
Hold up Time	Vi : 115 / 230 V AC , Io nom	18			ms
Turn on Time	Vi nom, Io nom			1,500	ms
	Vi nom, Io nom with 10000µF CAP			3,000	ms
Rise Time	Vi nom, Io nom			150	ms
	Vi nom, Io nom with 10000µF CAP			500	ms
Fall Time	Vi nom, Io nom			150	ms
Transient Recovery Time	Vi nom, 1 to 0.5 Io nom			2	ms
Ripple & Noise	Vi nom, Io nom, BW = 20MHz			100	mV
Power Back Immunity	Vi nom, Io nom	24V 48V	35 63		V DC
Capacitor load	Vi nom, Io nom			10,000	µF
DC ON Indicator Threshold at start up (Green LED)	Vi nom, Io nom	24V 48V	17.6 37	19.4 43	V DC
DC LOW Indicator Threshold after start up (Red LED)	Vi nom, Io nom	24V 48V	17.6 37	19.4 43	V DC
Parallel Operation	0.I Io min~0.9 Io max			3	unit
Efficiency	Vi nom, Io nom, Po / Pi		Up to 94%, See model list and typ efficiency curve		

Newark.com/multicomp-pro  
Farnell.com/multicomp-pro  
Element14.com/multicomp-pro

**multicomp** PRO

# 480W AC to DC Power Supply DIN Rail Mount

**multicomp** PRO

**NOTE 1** : 3 sec or 20% duty cycle max, and the average output power should not exceed the rated power.

Control and Protection						
Characteristics	Conditions	Min.	Typ.	Max.	Unit	
Input Fuse		T8A / 250V AC internal				
Internal Surge Voltage Protection	IEC 61000-4-5	Varistor				
Rated Over Load Protection	Vi nom (see typ current limited curve)	110		150	%	
Power Rdy (for 24V model only)	Threshold voltage of contact closed(at start up)	17.6		19.4	V DC	
	Electrical isolation	500			V DC	
	Contact rating at 80V DC			0.6	A	
Over Voltage Protection	Vi nom, 0.8 Io nom (Auto-restart protect)	24V 48V	29 58		33 63	V
Output Short Circuit		Auto-restart				
Over Temperature	Detect on heat sink, shut down O/P voltage, recovers automatically after temperature goes down.	100		110	°C	
Degree of Protection		IP20				

Approvals and Standards	
UL / cUL	UL 508 Listed, ISA 12.12.01 (Class I, Division 2, Groups A, B, C and D)
cTUVus	UL 62368-1
TUV	EN 62368-1, EN 61558-1, EN 61558-2-16 (meet EN 60204-1)
CE	EN 61000-6-3, EN 55032 Class B, CISPR32, EN 61000-3-2 Class D, EN 61000-3-3 EN 61000-6-2, EN 55024, EN 61000-4-2 Level 4, EN 61000-4-3 Level 3 EN 61000-4-4 Level 4, EN 61000-4-5 L-N Level 3, L / N-FG Level 4 EN 61000-4-6 Level 3, EN 61000-4-8 Level 4, EN 61000-4-11 ENV 50204 Level 2, EN 61204-3
CCC	GB4943.1, GB9254, GB17625.1
Vibration resistance	Meet IEC 60068-2-6 (Mounting by rail : Random wave, 10-500 Hz, 2G, each along X, Y, Z axes 10 min / cycle, 60 min )
Shock resistance	Meet IEC 60068-2-27 (Half sine wave, 4G, 22ms, 3 axes, 6 Faces, 3 times for each face)

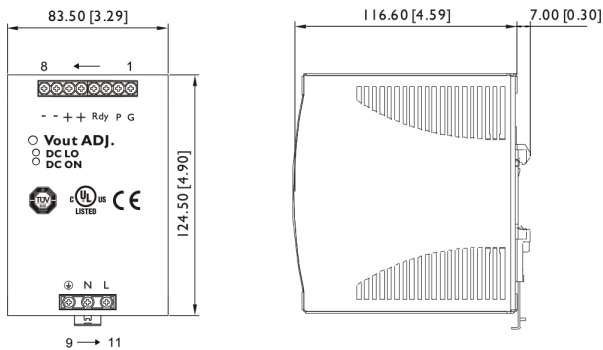
## Physical Characteristics

Case Size	91mm × 53mm × 56.5mm (3.58 inches × 2.09 inches × 2.22 inches)
Case Material	Plastic
Weight	180g

# 480W AC to DC Power Supply DIN Rail Mount

**multicomp** PRO

## Mechanism & Pin Configuration



Dimensions : Millimetres

## Mechanism & Pin Configuration

General Tolerance	
0[0.00] - 30[1.18]	±0.3[0.01]
30[1.18] - 120[4.72]	±0.5[0.02]
120[4.72] - 400[15.75]	±0.8[0.03]

## Construction

Easy snap-on mounting onto the DIN-Rail (TS35/7.5 or TS35/15), unit sits safely and firmly on the rail.

## Installation

Ventilation / Cooling Normal convection

All sides 25m/m free space For cooling recommended Connector size range

Screw terminal: Input and output:

AWG20-10 (0.5~5mm<sup>2</sup>) flexible / solid cable.

Rdy and P. G. Control:

AWG24-10 (0.2~4mm<sup>2</sup>) flexible / solid cable,

-Input connector can withstand torque at maximum 9 pound-inches.

-Output connector can withstand torque at maximum 5.5 pound-inches.

8 m/m stripping at cable end recommends

Use copper conductors only, 60°C / 75°C

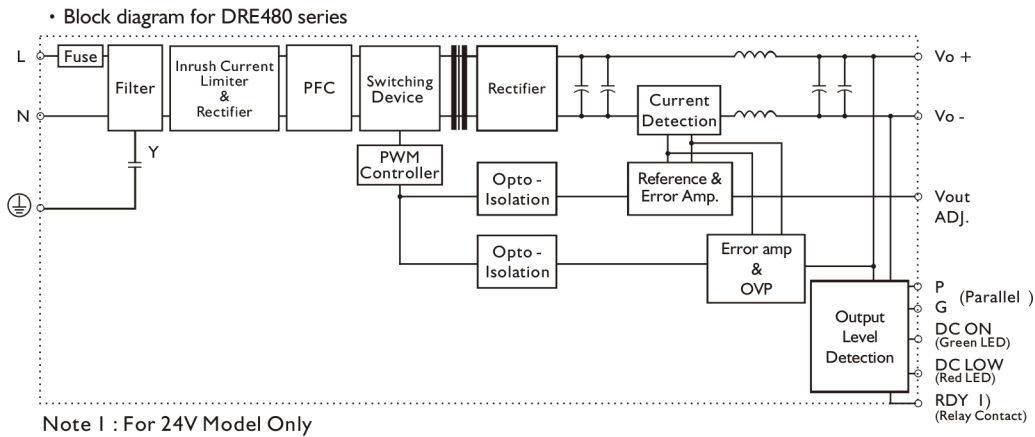
## Pin Assignment

PIN NO.	Designation	Description
3	OUT	RDY
4		A normal open circuit of PhotoMOS Relay (24V model only)
5, 6		V +
7, 8	V -	Negative output terminal
9	IN	⊕
10		N
11		L
	OTHER	DC ON
		DC LO
		Vout ADJ.
		Trimmer-potentiometer for Vout adjustment
1	P	Parallel PIN for current share
2	G	Parallel GND PIN for current share

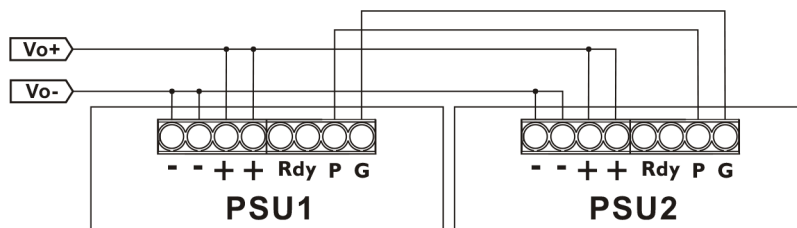
# 480W AC to DC Power Supply DIN Rail Mount

**multicomp** PRO

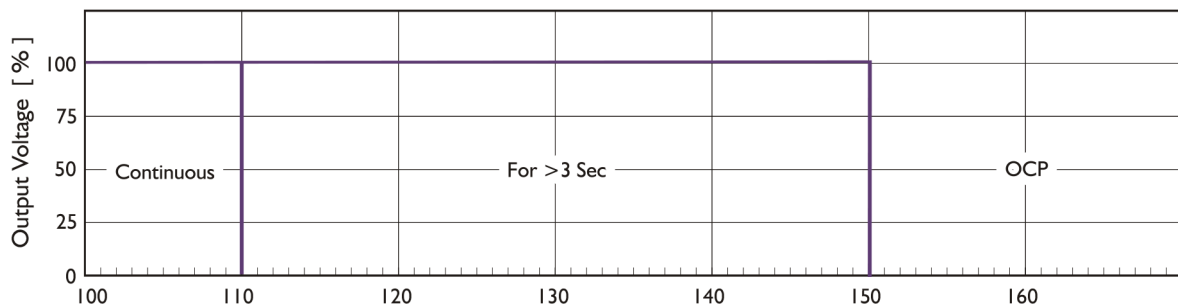
## Circuit Schematic



## Parallel Connection



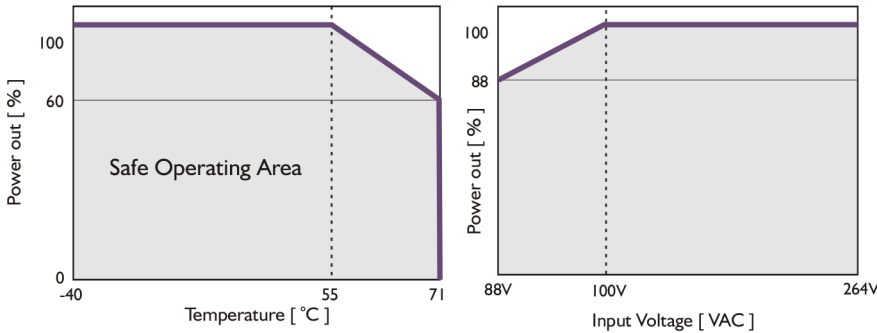
## Typ. Current Limited Curve



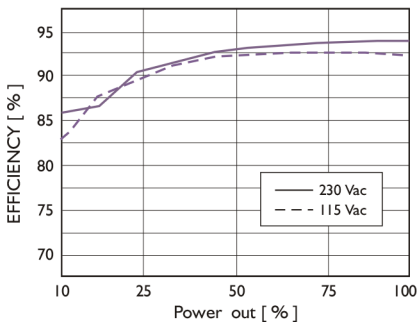
# 480W AC to DC Power Supply DIN Rail Mount

**multicomp** PRO

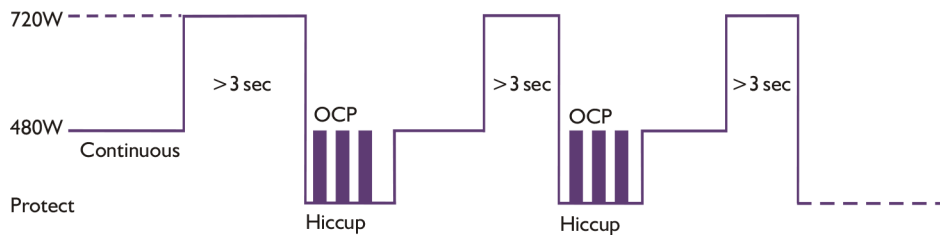
## Derating Curve



## Typ. Efficiency Curve



## Peak Loading



**Important Notice :** This data sheet and its contents (the "Information") belong to the members of the AVNET group of companies (the "Group") or are licensed to it. No licence is granted for the use of it other than for information purposes in connection with the products to which it relates. No licence of any intellectual property rights is granted. The Information is subject to change without notice and replaces all data sheets previously supplied. The Information supplied is believed to be accurate but the Group assumes no responsibility for its accuracy or completeness, any error in or omission from it or for any use made of it. Users of this data sheet should check for themselves the Information and the suitability of the products for their purpose and not make any assumptions based on information included or omitted. Liability for loss or damage resulting from any reliance on the Information or use of it (including liability resulting from negligence or where the Group was aware of the possibility of such loss or damage arising) is excluded. This will not operate to limit or restrict the Group's liability for death or personal injury resulting from its negligence. Multicomp Pro is the registered trademark of Premier Farnell Limited 2019.

Newark.com/multicomp-pro  
Farnell.com/multicomp-pro  
Element14.com/multicomp-pro

**multicomp** PRO