



TE Internal #: ASA012N00410100000

Standard Circular Connectors, Cable-to-Cable, 12 Position, Signal, Cable Mount (Free-Hanging), Electrodeposited Nickel, Zinc Alloy, PBT GF

[View on TE.com >](#)

Connectors > Circular Connectors > Standard Circular Connectors



Connector System: **Cable-to-Cable**

Number of Positions: **12**

Sealable: **No**

Circuit Application: **Signal**

Connector Mounting Type: **Cable Mount (Free-Hanging)**

Features

Product Type Features

Product Type	Connector
Connector System	Cable-to-Cable
Sealable	No
Circular Connector Type	Plug
Shell Type	Metal

Configuration Features

Number of Positions	12
Number of Signal Positions	12

Electrical Characteristics

Operating Voltage	160 VAC
-------------------	---------

Body Features

Environmental Protection	IP67
Shell Plating Material	Electrodeposited Nickel
Shell Base Material	Zinc Alloy



Circular Connector Insulation Material Type	PBT GF
---	--------

Mechanical Attachment

Mating Retention Type	Speedtec (Triple Start Threaded)
Panel Mount Feature Type	Twist & Lock Flange
Connector Mounting Type	Cable Mount (Free-Hanging)

Housing Features

Circular Connector Shell Size	23
Alignment Keyed	0°

Dimensions

Cable Diameter Range	6 – 10 mm [.23 – .39 in]
----------------------	--------------------------

Usage Conditions

Operating Temperature Range	-20 – 130 °C [-4 – 266 °F]
-----------------------------	----------------------------

Operation/Application

Durability Rating	500 Cycles
Circuit Application	Signal
Shielded	Yes

Industry Standards

UL Flammability Rating	UL 94V-0
Approved Standards	UL

Product Compliance

[For compliance documentation, visit the product page on TE.com>](#)

EU RoHS Directive 2011/65/EU	Compliant with Exemptions
EU ELV Directive 2000/53/EC	Compliant with Exemptions
China RoHS 2 Directive MIIT Order No 32, 2016	Restricted Materials Above Threshold
EU REACH Regulation (EC) No. 1907/2006	Current ECHA Candidate List: JUN 2020 (209) Candidate List Declared Against: JUN 2020 (209) SVHC > Threshold: Pb (3.5% in Component) <small>Article Safe Usage Statements: Do not eat, drink or smoke when using this product. Wash thoroughly after handling. Recycle if possible and dispose of the article by following all applicable governmental regulations relevant to your geographic location.</small>
Halogen Content	Not Yet Reviewed for halogen content
Solder Process Capability	Not reviewed for solder process capability


Product Compliance Disclaimer

This information is provided based on reasonable inquiry of our suppliers and represents our current actual knowledge based on the information they provided. This information is subject to change. The part numbers that TE has identified as EU RoHS compliant have a maximum concentration of 0.1% by weight in homogenous materials for lead, hexavalent chromium, mercury, PBB, PBDE, DBP, BBP, DEHP, DIBP, and 0.01% for cadmium, or qualify for an exemption to these limits as defined in the Annexes of Directive 2011/65/EU (RoHS2). Finished electrical and electronic equipment products will be CE marked as required by Directive 2011/65/EU. Components may not be CE marked. Additionally, the part numbers that TE has identified as EU ELV compliant have a maximum concentration of 0.1% by weight in homogenous materials for lead, hexavalent chromium, and mercury, and 0.01% for cadmium, or qualify for an exemption to these limits as defined in the Annexes of Directive 2000/53/EC (ELV). Regarding the REACH Regulation, the information TE provides on SVHC in articles for this part number is based on the latest European Chemicals Agency (ECHA) 'Guidance on requirements for substances in articles' posted at this URL: <https://echa.europa.eu/guidance-documents/guidance-on-reach>


Compatible Parts




TE Part # AKA013N00410100000
623 EXTENSION, SPEEDTEC



TE Part # AEA175N00000101000
623 RECEPTACLE, SPEEDTEC



TE Part # C0-0235-000-000
DIGITAL CRIMPING TOOL, SMALL



TE Part # C0-0101-000-000
CRIMPING TOOL SMALL WITH POSITIONER

Customers Also Bought




TE Part #661269-000
TXR21AB00-1605AI



TE Part #ZPF000000000001261
097-0267-16 A1267




TE Part #1617147-5
JMGAP-26P = M39016/17-030P



TE Part #358279-000
382C312-50-01-0



TE Part #ZPF0000000000007174
983-ORS 08-98 PN



TE Part #YAFD56-14-15SWC019
PLUG ASSY



TE Part #CX1369-000
BSTS-13X4FR/NM



TE Part #CS8624-000
BSTS-15X4FR/NM



Documents

Product Drawings

623 PLUG, SPEEDTEC

English

CAD Files

3D PDF

3D

Customer View Model

[ENG_CVM_CVM_ASA012N00410100000_A.2d_dxf.zip](#)

English

Customer View Model

[ENG_CVM_CVM_ASA012N00410100000_A.3d_igs.zip](#)

English

Customer View Model

[ENG_CVM_CVM_ASA012N00410100000_A.3d_stp.zip](#)

English

By downloading the CAD file I accept and agree to the [Terms and Conditions](#) of use.

Datasheets & Catalog Pages

ASA012N00410100000

English

Instruction Sheets

Instruction Sheet (non U.S.)

English