

BSTA085NN00420100000

✓ ACTIVE

TE Internal #: BSA085N00420100000

Standard Circular Connectors, Cable-to-Cable, Power, Cable Mount (Free-Hanging), Electrodeposited Nickel, Zinc Alloy, PBT GF, 23 Shell Size, Shielded

[View on TE.com >](#)



Connectors > Circular Connectors > Standard Circular Connectors



Connector System: **Cable-to-Cable**

Sealable: **No**

Circuit Application: **Power**

Connector Mounting Type: **Cable Mount (Free-Hanging)**

Shell Plating Material: **Electrodeposited Nickel**

Features

Product Type Features

Product Type	Connector
Connector System	Cable-to-Cable
Sealable	No
Circular Connector Type	Plug
Shell Type	Metal

Electrical Characteristics

Operating Voltage	630 VAC
-------------------	---------

Body Features

Environmental Protection	IP67
Shell Plating Material	Electrodeposited Nickel
Shell Base Material	Zinc Alloy
Circular Connector Insulation Material Type	PBT GF

Mechanical Attachment

Mating Retention Type	Speedtec (Triple Start Threaded)
-----------------------	----------------------------------



Connector Mounting Type

Cable Mount (Free-Hanging)

Housing Features

Circular Connector Shell Size	23
Alignment Keyed	0°

Dimensions

Cable Diameter Range	9.5 – 14.5 mm[.37 – .57 in]
----------------------	-----------------------------

Usage Conditions

Operating Temperature Range	-20 – 130 °C[-4 – 266 °F]
-----------------------------	---------------------------

Operation/Application

Durability Rating	500 Cycles
Circuit Application	Power
Shielded	Yes

Industry Standards

UL Flammability Rating	UL 94V-0
Approved Standards	UL

Product Compliance

For compliance documentation, visit the product page on TE.com>

EU RoHS Directive 2011/65/EU	Compliant with Exemptions
EU ELV Directive 2000/53/EC	Compliant with Exemptions
China RoHS 2 Directive MIIT Order No 32, 2016	Restricted Materials Above Threshold
EU REACH Regulation (EC) No. 1907/2006	Current ECHA Candidate List: JUN 2020 (209) Candidate List Declared Against: JUN 2020 (209) SVHC > Threshold: Pb (3.5% in Contact) Article Safe Usage Statements: Do not eat, drink or smoke when using this product. Wash thoroughly after handling. Recycle if possible and dispose of the article by following all applicable governmental regulations relevant to your geographic location.
Halogen Content	Not Yet Reviewed for halogen content
Solder Process Capability	Not reviewed for solder process capability


Product Compliance Disclaimer

This information is provided based on reasonable inquiry of our suppliers and represents our current actual knowledge based on the information they provided. This information is subject to change. The part numbers that TE has identified as EU RoHS compliant have a maximum concentration of 0.1% by weight in homogenous materials for lead, hexavalent chromium, mercury, PBB, PBDE, DBP, BBP, DEHP, DIBP, and 0.01% for cadmium, or qualify for an exemption to these




limits as defined in the Annexes of Directive 2011/65/EU (RoHS2). Finished electrical and electronic equipment products will be CE marked as required by Directive 2011/65/EU. Components may not be CE marked. Additionally, the part numbers that TE has identified as EU ELV compliant have a maximum concentration of 0.1% by weight in homogenous materials for lead, hexavalent chromium, and mercury, and 0.01% for cadmium, or qualify for an exemption to these limits as defined in the Annexes of Directive 2000/53/EC (ELV). Regarding the REACH Regulation, the information TE provides on SVHC in articles for this part number is based on the latest European Chemicals Agency (ECHA) 'Guidance on requirements for substances in articles' posted at this URL: <https://echa.europa.eu/guidance-documents/guidance-on-reach>


Compatible Parts




TE Part # BKA186N00420100000
923 EXTENSION, SPEEDTEC



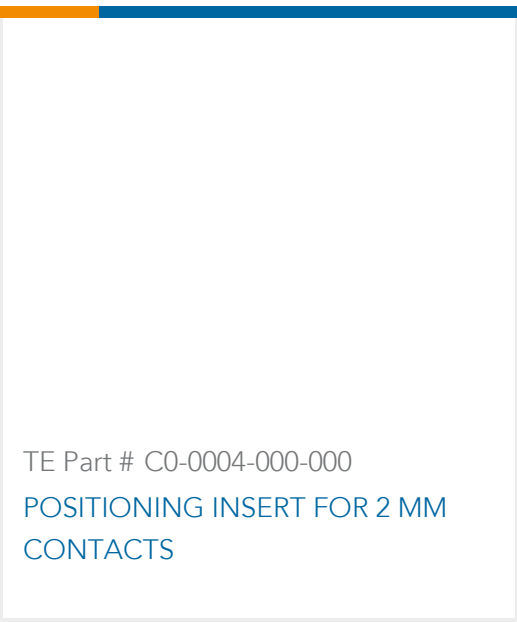
TE Part # BEA116N00000100000
923 RECEPTACLE, SPEEDTEC



TE Part # C0-0236-000-000
DIGITAL CRIMPING TOOL, MID SIZE




TE Part # C0-0201-000-000
CRIMPING TOOL MID-SIZE




TE Part # C0-0004-000-000
POSITIONING INSERT FOR 2 MM CONTACTS


Customers Also Bought




TE Part #BKA186N00420100000
923 EXTENSION, SPEEDTEC



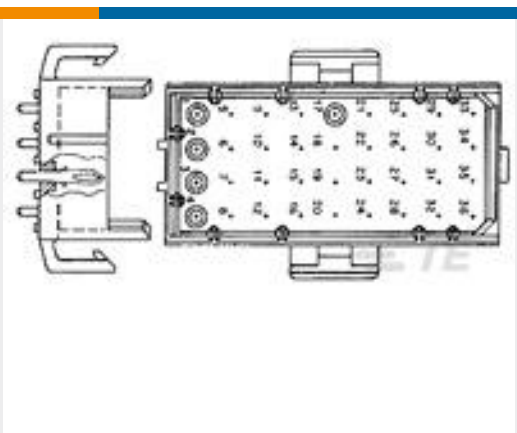
TE Part #CSA263N00440020000
940 PLUG, SPEEDTEC



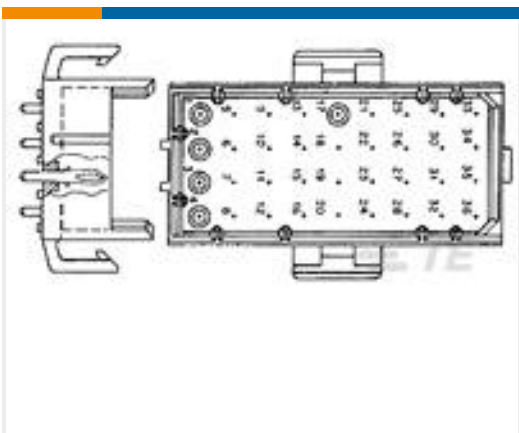
TE Part #CSA263N00450020000
940 PLUG, SPEEDTEC



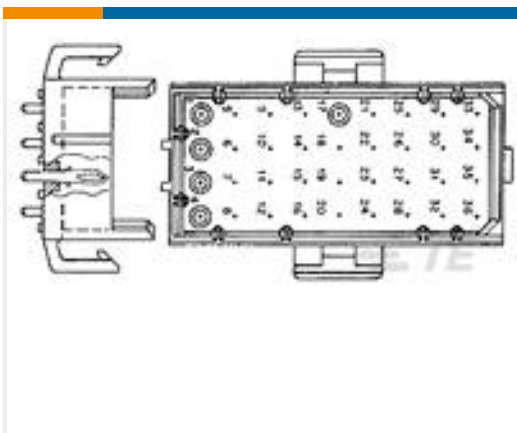
TE Part #1-2349849-8
D4950 HDR H STD 8POSN 1ROW TRAY AU



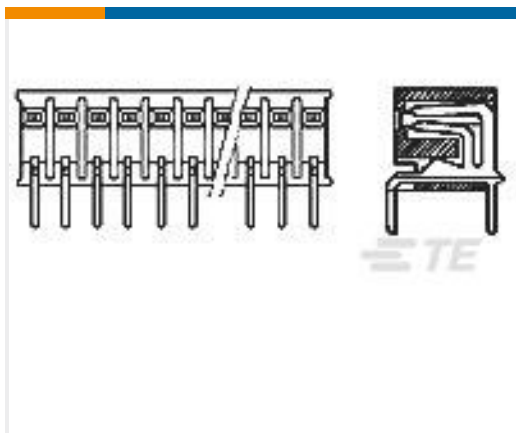
TE Part #1318699-1
MR HDR ASSY 3P COATING



TE Part #1318699-2
MR HDR ASSY 6P COATING



TE Part #1318699-3
MR HDR ASSY 12P COATING



TE Part #163683-1
03P.CIS FEM ASS L1



Documents

Product Drawings

923 PLUG, SPEEDTEC

English

CAD Files

3D PDF

3D

Customer View Model

ENG_CVM_CVM_BSA085N00420100000_A.2d_dxf.zip

English

Customer View Model

ENG_CVM_CVM_BSA085N00420100000_A.3d_igs.zip

English

Customer View Model

ENG_CVM_CVM_BSA085N00420100000_A.3d_stp.zip

English

By downloading the CAD file I accept and agree to the [Terms and Conditions](#) of use.

Datasheets & Catalog Pages

BSA085N00420100000

English

Instruction Sheets

Instruction Sheet (non U.S.)

English