

BSTA078NN00590235000

✓ ACTIVE

TE Internal #: BSA078N00590235000

Standard Circular Connectors, Cable-to-Cable, Power & Signal,  
Cable Mount (Free-Hanging), Electrodeposited Nickel, Zinc Alloy,  
PBT GF, 23 Shell Size

[View on TE.com >](#)



Connectors > Circular Connectors > Standard Circular Connectors



Connector System: **Cable-to-Cable**

Sealable: **No**

Circuit Application: **Power & Signal**

Connector Mounting Type: **Cable Mount (Free-Hanging)**

Shell Plating Material: **Electrodeposited Nickel**

Features

Product Type Features

Product Type	Connector
Connector System	Cable-to-Cable
Sealable	No
Circular Connector Type	Plug
Shell Type	Metal

Electrical Characteristics

Operating Voltage	630 VAC
-------------------	---------

Body Features

Environmental Protection	IP67
Shell Plating Material	Electrodeposited Nickel
Shell Base Material	Zinc Alloy
Circular Connector Insulation Material Type	PBT GF

Mechanical Attachment

Mating Retention Type	Screw
-----------------------	-------



Connector Mounting Type

Cable Mount (Free-Hanging)

Housing Features

Circular Connector Shell Size	23
Alignment Keyed	0°

Dimensions

Cable Diameter Range	14 – 17 mm[.55 – .67 in]
----------------------	--------------------------

Usage Conditions

Operating Temperature Range	-20 – 130 °C[-4 – 266 °F]
-----------------------------	---------------------------

Operation/Application

Durability Rating	500 Cycles
Circuit Application	Power & Signal
Shielded	Yes

Industry Standards

UL Flammability Rating	UL 94V-0
Approved Standards	UL

Product Compliance

For compliance documentation, visit the product page on TE.com>

EU RoHS Directive 2011/65/EU	Compliant with Exemptions
EU ELV Directive 2000/53/EC	Not Yet Reviewed
China RoHS 2 Directive MIIT Order No 32, 2016	Restricted Materials Above Threshold
EU REACH Regulation (EC) No. 1907/2006	Current ECHA Candidate List: JUN 2020 (209) Candidate List Declared Against: JUN 2020 (209) SVHC > Threshold: Pb (3.5% in Component) <b>Article Safe Usage Statements:</b> Do not eat, drink or smoke when using this product. Wash thoroughly after handling. Recycle if possible and dispose of the article by following all applicable governmental regulations relevant to your geographic location.
Halogen Content	Not Yet Reviewed for halogen content
Solder Process Capability	Not reviewed for solder process capability









Product Compliance Disclaimer

This information is provided based on reasonable inquiry of our suppliers and represents our current actual knowledge based on the information they provided. This information is subject to change. The part numbers that TE has identified as EU RoHS compliant have a maximum concentration of 0.1% by weight in homogenous materials for lead, hexavalent chromium, mercury, PBB, PBDE, DBP, BBP, DEHP, DIBP, and 0.01% for cadmium, or qualify for an exemption to these




limits as defined in the Annexes of Directive 2011/65/EU (RoHS2). Finished electrical and electronic equipment products will be CE marked as required by Directive 2011/65/EU. Components may not be CE marked. Additionally, the part numbers that TE has identified as EU ELV compliant have a maximum concentration of 0.1% by weight in homogenous materials for lead, hexavalent chromium, and mercury, and 0.01% for cadmium, or qualify for an exemption to these limits as defined in the Annexes of Directive 2000/53/EC (ELV). Regarding the REACH Regulation, the information TE provides on SVHC in articles for this part number is based on the latest European Chemicals Agency (ECHA) ‘Guidance on requirements for substances in articles’ posted at this URL: <https://echa.europa.eu/guidance-documents/guidance-on-reach>

Compatible Parts

 <p>TE Part # BEA120N00000200000 923 RECEPTACLE, SPEEDTEC-READY</p>	 <p>TE Part # BKA199N00590200000 923 EXTENSION, SPEEDTEC-READY</p>	 <p>TE Part # C0-0003-000-000 POSITIONING INSERT FOR 1 MM CONTACTS</p>	 <p>TE Part # C0-0236-000-000 DIGITAL CRIMPING TOOL, MID SIZE</p>
 <p>TE Part # C0-0201-000-000 CRIMPING TOOL MID-SIZE</p>	 <p>TE Part # C0-0004-000-000 POSITIONING INSERT FOR 2 MM CONTACTS</p>	 <p>TE Part # C0-0235-000-000 DIGITAL CRIMPING TOOL, SMALL</p>	 <p>TE Part # C0-0101-000-000 CRIMPING TOOL SMALL WITH POSITIONER</p>

Customers Also Bought

 <p>TE Part #2-1879005-3 SMD Power Resistor: 1 Watt, 3520 Series</p>	 <p>TE Part #1-2329387-2 PB OFF/ON FC YLW M1 TERM RED LED IP68</p>	 <p>TE Part #2329387-7 PB OFF/ON FC RED M1 TERM RED LED IP68</p>	 <p>TE Part #1103428-1 MALE INSERT CRIMP, 8-POS. TYPE III+</p>
 <p>TE Part #BSA085N00580100000 923 PLUG, SPEEDTEC</p>	 <p>TE Part #BKA199N00590200000 923 EXTENSION, SPEEDTEC-READY</p>	 <p>TE Part #1103427-1 HC26.Bu.4.C.4,4</p>	 <p>TE Part #1103426-1 MALE INSERT, CRIMP, 4-POS. 22DF CONTACTS</p>



TE Part #1103436-1  
HC26.Base Housing-metal



TE Part #ASA015N00730235000  
623 PLUG

Documents

Product Drawings

923 PLUG

English

CAD Files

3D PDF

3D

Customer View Model

ENG\_CVM\_CVM\_BSA078N00590235000\_A.2d\_dxf.zip

English

Customer View Model

ENG\_CVM\_CVM\_BSA078N00590235000\_A.3d\_igs.zip

English

Customer View Model

ENG\_CVM\_CVM\_BSA078N00590235000\_A.3d\_stp.zip

English

By downloading the CAD file I accept and agree to the [Terms and Conditions](#) of use.

Datasheets & Catalog Pages

BSA078N00590235000

English

Instruction Sheets

Instruction Sheet (non U.S.)

English