

# LQM21PN1R0MCHD

“#” indicates a package specification code.

Low profile, excellent current bias characteristics



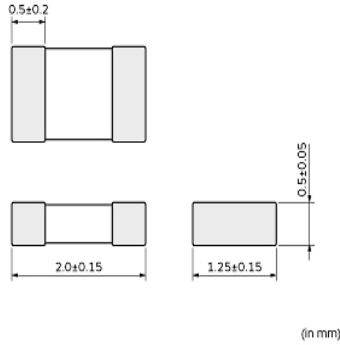
< List of part numbers with package codes >

LQM21PN1R0MCHD

LQM21PN1R0MCHJ

LQM21PN1R0MCHB

## Appearance & Shape



## References

Packaging	Specifications	Standard Packing Quantity
D	180mm Paper Tape	3000
J	330mm Paper Tape	10000
B	Bulk(Bag)	1000

Mass (typ.)	
1 piece	0.007g

## Notices

When rated current is applied to the products, inductance will be within  $\pm 30\%$  of initial inductance value range. When rated current is applied to the products, the temperature rise caused by self-generated heat shall be limited to 40°C max. Keep the temperature (ambient temperature plus self-generation of heat) under 125°C.

### Attention

- 1.This datasheet is downloaded from the website of Murata Manufacturing Co., Ltd. Therefore, it's specifications are subject to change or our products in it may be discontinued without advance notice. Please check with our sales representatives or product engineers before ordering.
- 2.This datasheet has only typical specifications because there is no space for detailed specifications. Therefore, please review our product specifications or consult the approval sheet for product specifications before ordering.

# LQM21PN1R0MCHD

“#” indicates a package specification code.



## Specifications

L size	2.0±0.15mm
W size	1.25±0.15mm
T size	0.5±0.05mm
Size code inch (mm)	0805 (2012)
Inductance	1μH±20%
Inductance Test Frequency	1MHz
Rated current (Isat) (Based on Inductance change)	0.35A(Max.) / 0.5A(Typ.)
Rated current (Itemp) (Based on Temperature rise)	1.2A(Max.) / 1.5A(Typ.)
Max. of DC resistance	0.188Ω
Class of magnetic shield	Ferrite Core
Self resonance frequency (min.)	50MHz
DC Resistance Intermediate Values	0.15Ω(typ.)
Operating Temperature Range	-40°C to 85°C
Series	LQM21PN_CH

### Attention

1.This datasheet is downloaded from the website of Murata Manufacturing Co., Ltd. Therefore, it's specifications are subject to change or our products in it may be discontinued without advance notice. Please check with our sales representatives or product engineers before ordering.

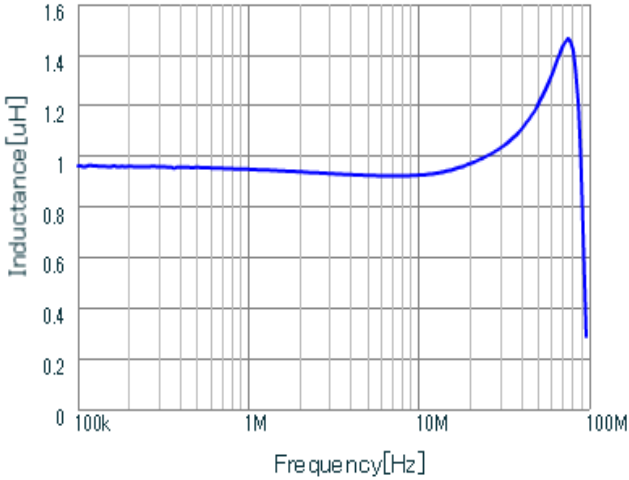
2.This datasheet has only typical specifications because there is no space for detailed specifications.

Therefore, please review our product specifications or consult the approval sheet for product specifications before ordering.

# LQM21PN1R0MCHD

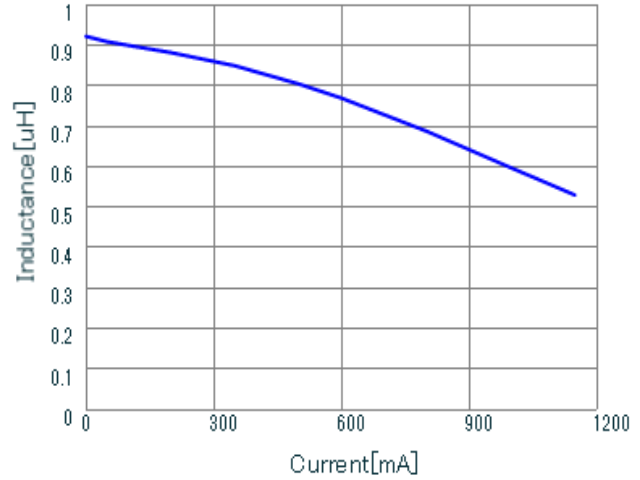
"#" indicates a package specification code.

## Characteristic Data



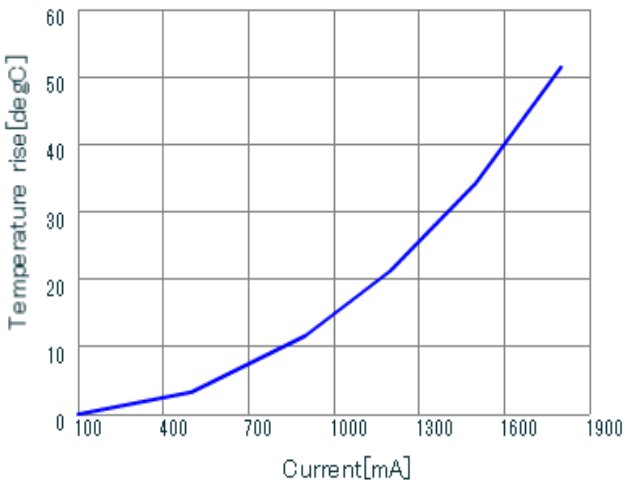
LQM21PN1R0MCH L

Inductance - Frequency Characteristics



LQM21PN1R0MCH DC-Bias, 20

Impedance - Current Characteristics



LQM21PN1R0MCH DT\_Current

Temperature Increase Characteristic

**Attention**

- 1.This datasheet is downloaded from the website of Murata Manufacturing Co., Ltd. Therefore, it's specifications are subject to change or our products in it may be discontinued without advance notice. Please check with our sales representatives or product engineers before ordering.
- 2.This datasheet has only typical specifications because there is no space for detailed specifications. Therefore, please review our product specifications or consult the approval sheet for product specifications before ordering.