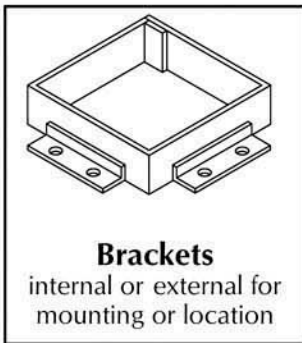


Custom Options

DESIGN YOUR OWN ENCLOSURES CHOOSING FROM OUR STANDARD STYLES

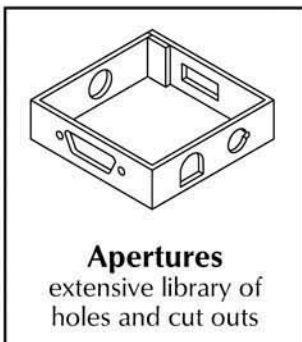


STYLE. Specify CFL, FFL, PFL or PCMC (see prev. pages).

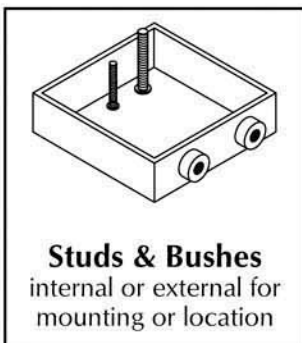
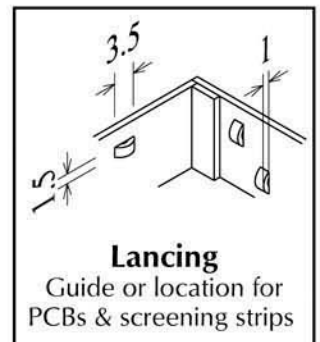
DIMENSIONS. Specify length, width & height as internal. Others dimensions from centre lines.

MATERIAL. Options: steel; tin plate; copper; brass; nickel. Specify thickness or gauge.

FINISH. Nickel Plate, Zinc Plate or Bright Acid Tin: Good Commercial Grade; BS 1872:1984 Service Condition 2 or Def Stan 03-8 Iss 1.




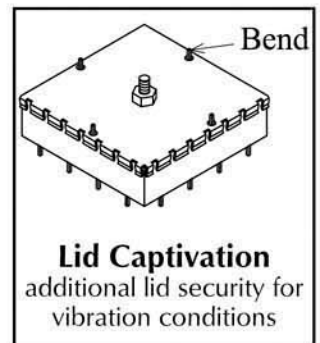
MOUNTING. **Brackets:** specify size and position.
Bushes: specify thread and position.
Studs: specify thread, length and position.



APERTURES. Holes or cut outs. Specify style, size and position. Most component sizes are available as standard.

CORNER OVERLAP. For frames specify corner. Minimum is 5mm. External option available.

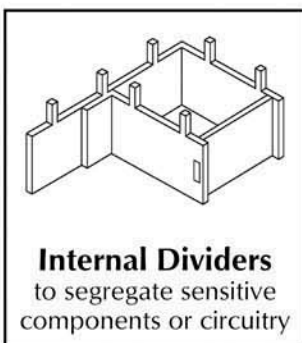
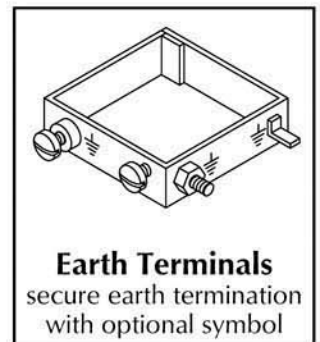
INTERNAL DIVIDERS. Specify as required. Can be supplied loose, spot welded or with tabs to mate with slots in wall. Multi compartments can be achieved by a labyrinth of dividers.



PCB LOCATIONS. Lancings can be horizontal or vertical for PCB supports or staggered to act as guides (see diagram).

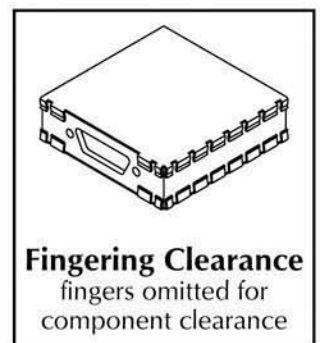
PCB PINS. Specify size and position. Min. size 0.75mm x 1mm.

EARTH TERMINALS. Specify type, size, and position. Options: push-on/solder tags; studs; earth symbol.



LID FINGERING. Size and style is standard, fingers can be omitted for clearance around through wall components.

MARKING. Alpha numeric 2mm impressed characters available as standard. Also earth symbol. Specify position.



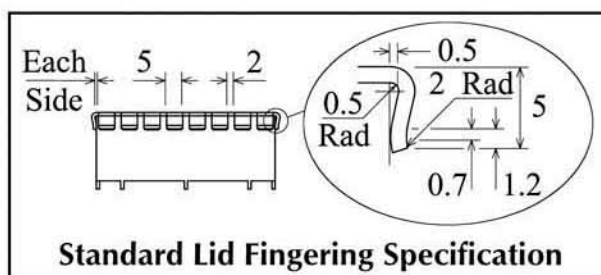
MOUSE HOLES. Walls and dividers can have small cut outs on the edges to clear PCB tracks and component leads.

LANCINGS. For mounting component leads or location points.

LOCKING PIN. Locates and retains enclosure on PCB for soldering (see page 7).

LID CAPTIVATION. Locking devices for additional lid security.

Solder Anti-Migration System - prevents solder creepage



Telephone: 020-8365 2520
Fax: 020-8365 3727

PERANCEA LTD

Email: sales@perancea.com
Website: www.perancea.com

In line with our policy of continuous improvement we reserve the right to make design or product alterations without prior notice.