

## Potential distribution

### Cross-connection systems

#### Cross-connections across more than 10 modular terminals

The SAKD 2.5 N, SAK 2.5, SAK 4 and SAK 6 N terminals include the option of setting up a cross-connection with more than 10 poles, e.g. 20-pole: 2 No. Q 10 + 1 No. QL 2.

The end fixing screws are removed from the Q 10 links by unscrewing them from the VH sleeves. The QL 2 is positioned between these and the two fixing screws screwed into their VH sleeves again. This arrangement allows 20 poles to be cross-connected.

#### Q pre-assembled cross-connectors

The pre-assembled cross-connector has the appropriate number of cross-connection links, cross-connection sleeves and fixing screws to match the number of poles required already installed in a captive arrangement. Such pre-assembled cross-connectors merely have to be inserted into the appropriate terminals during installation. These cross-connectors can be supplied in 2-, 3-, 4- and 10-pole versions.

#### QL cross-connection links

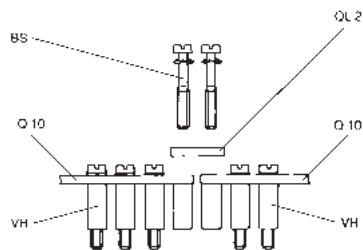

Cross-connection links are used to provide cross-connections with equal potential across several modular terminals. The cross-connection links are made from copper or brass with an electroplated tin coating, and can be supplied in lengths to suit 2, 3, 4 and 10 poles, to match the respective terminal width. The electrical connection between the cross-connection link and the busbar of the modular terminal is by way of a connecting sleeve.

#### BS fixing screws

A steel fixing screw is used to connect the cross-connection link to the connecting sleeve on the busbar under a modular terminal. It is the purpose of the steel screw to provide a secure mechanical fixing between the cross-connection and the busbar. Two types of screw are used: form A has a full-length thread, and form B has a plain shaft below the head with a captive washer.

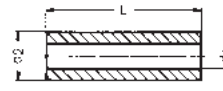
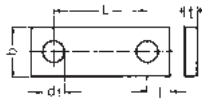
#### VH connecting sleeves

The length of the connecting sleeve is matched to the size of the terminal. The sleeves are made from tin-coated copper or brass. One connecting sleeve must be used for every terminal to be cross-connected.



# Potential distribution

## Cross-connection systems



Type	Rated current of modular terminals	Pre-assembled cross-connection		Cross-connection links						Continuous current rating of cross-connection	Connecting sleeves without thread			Fixing screws					
		Type Poles	Order No.	Type Poles	Order No.	Dimensions					Type Length	Order No.	L	d2	d1	Order No.	Size Form	M	
SAK 2.5	24 A	Q 2	037000000	QL 2	015590000	6	0.6	6	3.4	2.4	32 A	VH 8	026670000	8	4.9	3.2	035900000	B	3 x15
		Q 3	371000000	QL 3	015600000						32 A								
		Q 4	372000000	QL 4	015610000						32 A								
		Q 10	036870000	QL 10	033810000						32 A								
SAK 4	32 A	Q 2	033670000	QL 2	013060000	6	0.6	6.5	3.4	2.5	41 A	VH 13.5	024850000	13.5	5	3.2	030300000	B	3x20
		Q 3	033680000	QL 3	013070000						41 A								
		Q 4	033690000	QL 4	013080000						41 A								
		Q 10	036880000	QL 10	033820000						36 A								
SAK 6 N	41 A	Q 2	045670000	QL 2	019430000	6	1	8	3.4	3	41 A	VH 12	024900000	12	5	3.2	030300000	B	3x20
		Q 3	045680000	QL 3	019440000						41 A								
		Q 4	045690000	QL 4	019450000						41 A								
		Q 10	045700000	QL 10	033830000						41 A								
SAK 10	57 A	Q 2	045710000	QL 2	047030000	6	2	10	3.4	3.5	57 A	VH 12	024900000	12	5	3.2	030300000	B	3x20
		Q 3	045720000	QL 3	047040000						57 A								
		Q 4	045730000	QL 4	047050000						57 A								
		Q 10	045740000	QL 10	047060000						57 A								
SAK 16	76 A	Q 2	045750000	QL 2	047070000	6	2	12	3.4	4	76 A	VH 12	024900000	12	5	3.2	030300000	B	3x20
		Q 3	045760000	QL 3	047080000						76 A								
		Q 4	045770000	QL 4	047090000						76 A								
		Q 10	045780000	QL 10	047100000						76 A								
SAK 35 N	125 A			QL 2	056490000	8	3	16	4.5	5	99 A	VH 17	026700000	17	8	5	026710000	A	4x30
				QL 3	056500000						99 A								
				QL 4	056510000						99 A								
				QL 10	056520000						99 A								
SAK 35	125 A			QL 2	012360000	8	3	18	4.5	5	99 A	VH 17	026700000	17	8	5	026710000	A	4x30
				QL 3	012370000						99 A								
				QL 4	012380000						99 A								
				QL 10	033860000						99 A								
SAK 70	192 A			QL 2	034530000	14	4	22	5.5	7	180 A	VH 30.5	034550000	30.5	11	5.5	034560000	A	5x45
				QL 3	016700000						180 A								
SAK 95	232 A			QL 2	055120000	14	4	28	6	7	180 A	VH 35	055110000	35	11	5.5	063020000	B	5x50
				QL 3	040760000						180 A								
				QL 4	040770000						180 A								
SAKS 1	6,3 A			QL 2	019140000	6	2	12.9	3.4	3	47 A					346200000	B	3 x 6	
SAKS 3	10 A			QL 3	019150000														
SAKS 6	10 A			QL 4	019160000														
SAKS 7	10 A			QL 10	033880000														
SAKS 4	16 A			QL 2	032800000	10	4	24	4.8	5	47 A						019970000	A	3 x 7
				QL 3	032810000						47 A						010330000	A	4 x 9
				QL 4	032820000						47 A								
				QL 10	033900000						36 A								
SAKS 2	10 A			QL 2	020780000	10	4	27.6	4.8	6.5	47 A					010330000	A	4 x 9	
SAKS 5	63 A			QL 3	020790000						47 A								
				QL 4	020800000						47 A								
				QL 10	033890000						36 A								
DK 4 Q	41 A	Q 2	033640000	QL 2	029720000	4	0.8	6.1	2.8	2.5	32 A	VH 5	029680000	5	4	2.7	040010000	B	2.5x11
DKB 4 Q/10	41 A	Q 3	033650000	QL 3	029730000						32 A								