


PCB terminal block - PTSPL-6/1-2X2 2,9 R32 - 1704837

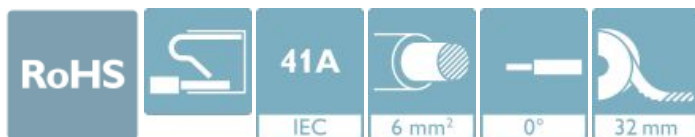
Please be informed that the data shown in this PDF Document is generated from our Online Catalog. Please find the complete data in the user's documentation. Our General Terms of Use for Downloads are valid (<http://phoenixcontact.com/download>)




PCB terminal block for tin-plated stranded cables, e.g., type PV 1-F, nominal current: 41 A, 1-pos., connection method: spring-cage connection, mounting: THT/THR, user information on through hole reflow technology can be found at: combicon.com

Your advantages

- ✓ Able to perform without insulating elements: ideal for easy integration into the SMT soldering process
- ✓ Tool-free spring principle enables time-saving connection of conductors with ferrules and tinned conductors
- ✓ Defined contact force ensures that contact remains stable over the long term



Key Commercial Data

Packing unit	250 pc
Minimum order quantity	250 pc
GTIN	 4 046356 739993
GTIN	4046356739993
Weight per Piece (excluding packing)	3.220 g
Custom tariff number	85369010
Country of origin	Germany
Sales Key	AABCAA

Technical data

Item properties

Brief article description	PCB terminal block
Range of articles	PTSPL 6/..
Number of positions	1
Mounting type	THR soldering / wave soldering
Pin layout	Linear double pinning
Number of levels	1
Number of connections	1
Number of potentials	1

PCB terminal block - PTSPL-6/1-2X2 2,9 R32 - 1704837

Technical data

Electrical parameters

Nominal current	41 A
-----------------	------

Connection capacity

Connection method	Push-in spring connection
Conductor cross section flexible	2.5 mm ² ... 6 mm ²
Conductor cross section flexible, with ferrule without plastic sleeve	2.5 mm ² ... 6 mm ²
Stripping length	12 mm ... 15 mm

Material data - contact

Note	WEEE/RoHS-compliant, free of whiskers according to IEC 60068-2-82/ JEDEC JESD 201
Contact material	Cu alloy
Surface characteristics	hot-dip tin-plated
Metal surface terminal point (top layer)	Tin (4 - 8 µm Sn)
Metal surface soldering area (top layer)	Tin (4 - 8 µm Sn)

Dimensions for the product

Caption	Schematische Abbildung - weitere Details siehe Produktfamilienzeichnung im Download Center
Length [l]	14.95 mm
Width [w]	8.7 mm
Height [h]	12.9 mm
Pitch	0 mm
Height (without solder pin)	10.8 mm
Solder pin [P]	2.9 mm
Pin dimensions	0.6 x 1 mm

Dimensions for PCB design

Hole diameter	1.3 mm
---------------	--------

Packaging information

Type of packaging	32 mm wide tape
Pieces per package	250
Denomination packing units	Pcs.
[W] tape width	32 mm
[A] coil diameter	330 mm
[W2] coil overall dimension	38.4 mm
Outer packaging type	Transparent-Bag
ESD level	(D) electrostatically conductive
Specification	DIN EN 61340-5-1 (VDE 0300-5-1): 2008-07

Ambient conditions

Ambient temperature (storage/transport)	-40 °C ... 70 °C
Ambient temperature (assembly)	-5 °C ... 100 °C

PCB terminal block - PTSPL-6/1-2X2 2,9 R32 - 1704837

Technical data

Ambient conditions

Ambient temperature (operation)	-40 °C ... 100 °C (Depending on the current carrying capacity/derating curve)
---------------------------------	-------------------------------------------------------------------------------

Termination and connection method

Conductor connection test	The stripped-off ends of the largest conductor can be completely inserted in the opening of the terminal point without using excessive force.
Test result	Test passed
Test for conductor damage and slackening	IEC 60999-1:1999-11
	Test passed

Pull-out test

Pull-out test	IEC 60999-1:1999-11
Conductor cross section / conductor type / tensile force	2.5 mm ² / stranded PV1-F / > 50 N
	6 mm ² / stranded PV1-F / > 80 N

Mechanical tests according to standard

Test specification	IEC 60999-1
--------------------	-------------

Electrical tests

Rated current	41 A
Conductor cross section	6 mm ²

Electrical tests - Function

Specification	IEC 60999-1:1999-11
---------------	---------------------

Temperature cycles

Specification	IEC 60999-1:1999-11
---------------	---------------------

Temperature-rise test

Specification	60947-7-4/FDIS © IEC 2012
Requirement temperature-rise test	Increase in temperature ≤ 45 K

Current carrying capacity / derating curves

Caption	Type: PTSPL(O)-6/1-2X2 ... R32
---------	--------------------------------

Vibration test

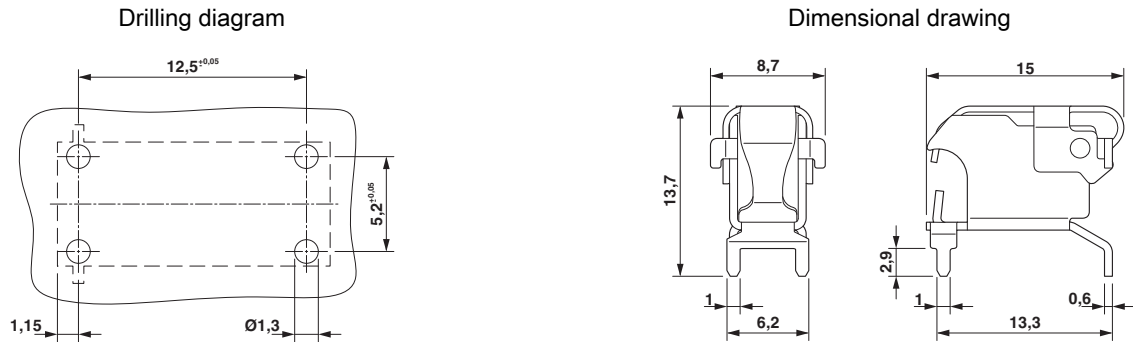
Specification	IEC 60068-2-6:2007-12
Frequency	10 - 150 - 10 Hz
Sweep speed	1 octave/min
Amplitude	0.35 mm (10 - 60.1 Hz)
Acceleration	5 g (60.1 - 150 Hz)
Test duration per axis	2.5 h

Environmental Product Compliance

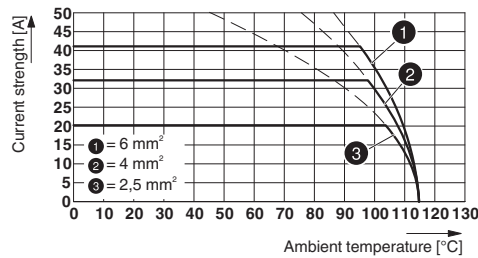
China RoHS	Environmentally friendly use period: unlimited = EFUP-e
	No hazardous substances above threshold values

PCB terminal block - PTSPL-6/1-2X2 2,9 R32 - 1704837

Drawings



Diagram



Type: PTSPL(O)-6/1-2X2 ... R32

Classifications

eCl@ss

eCl@ss 10.0.1	27440401
eCl@ss 11.0	27460101
eCl@ss 4.0	27141100
eCl@ss 4.1	27141100
eCl@ss 5.0	27141100
eCl@ss 5.1	27141100
eCl@ss 6.0	27141100
eCl@ss 7.0	27141190
eCl@ss 9.0	27440401

ETIM

ETIM 3.0	EC001121
ETIM 4.0	EC002637
ETIM 6.0	EC002643
ETIM 7.0	EC002643

UNSPSC

UNSPSC 6.01	30211810
UNSPSC 7.0901	39121409

PCB terminal block - PTSPL-6/1-2X2 2,9 R32 - 1704837

Classifications

UNSPSC

UNSPSC 11	39121409
UNSPSC 12.01	39121409
UNSPSC 13.2	39121432
UNSPSC 18.0	39121432
UNSPSC 19.0	39121432
UNSPSC 20.0	39121432
UNSPSC 21.0	39121432

Approvals

Approvals

Approvals

EAC / cULus Recognized

Ex Approvals

Approval details

EAC		B.01687
-----	--	---------

cULus Recognized		http://database.ul.com/cgi-bin/XYV/template/LISEXT/1FRAME/index.htm	E365246-20141111
------------------	--	-------------------------------------------------------------------------------------------------------------------------------------------------------	------------------

Nominal current I _N	30 A
mm ² /AWG/kcmil	14-10

Accessories

Accessories

Crimping tool

Crimping pliers - CRIMPFOX 6 - 1212034



Crimping pliers, for ferrules without insulating collar according to DIN 46228 Part 1 and ferrules with insulating collar according to DIN 46228 Part 4, 0.25 mm² ... 6.0 mm², lateral entry, trapezoidal crimp

PCB terminal block - PTSPL-6/1-2X2 2,9 R32 - 1704837

Accessories

Screwdriver tools

Screwdriver - SZF 1-0,6X3,5 - 1204517



Actuation tool, for ST terminal blocks, also suitable for use as a bladed screwdriver, size: 0.6 x 3.5 x 100 mm, 2-component grip, with non-slip grip

Phoenix Contact 2021 © - all rights reserved
<http://www.phoenixcontact.com>