



MP.CPP1.1000.ZM

Circular Peristaltic Pump

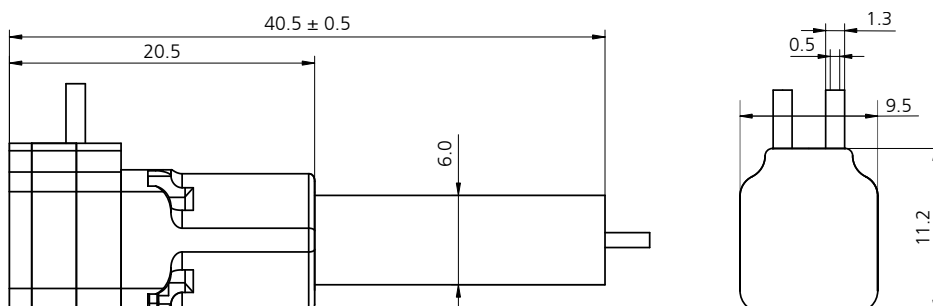
For low pump of aqueous fluids and gases

A product of Jobst Technologies

Benefits & Characteristics

- Bi-directional pumping of aqueous liquids and gases
- Pump rates from only 1 $\mu\text{l}/\text{min}$ to 1700 $\mu\text{l}/\text{min}$
- Excellent linearity along the full pump rate range
- Medium only in contact with medical grade silicone tube
- Long life-time
- Small footprint
- Evaluation kit available that allows to control up to 4 pumps via plug & play to the USB port of a computer

Illustration

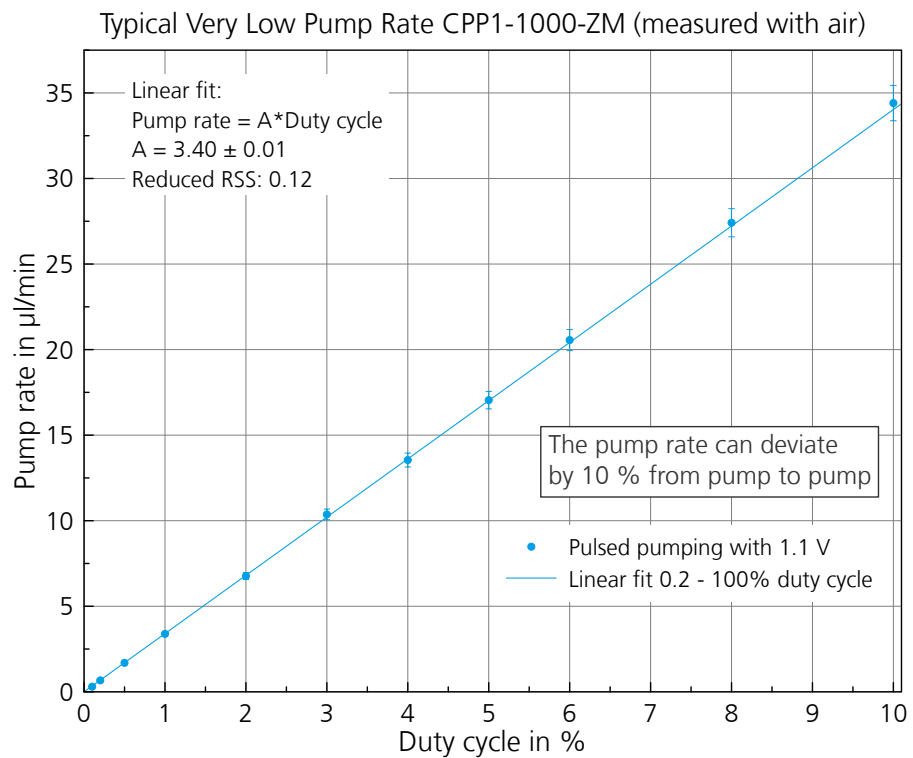
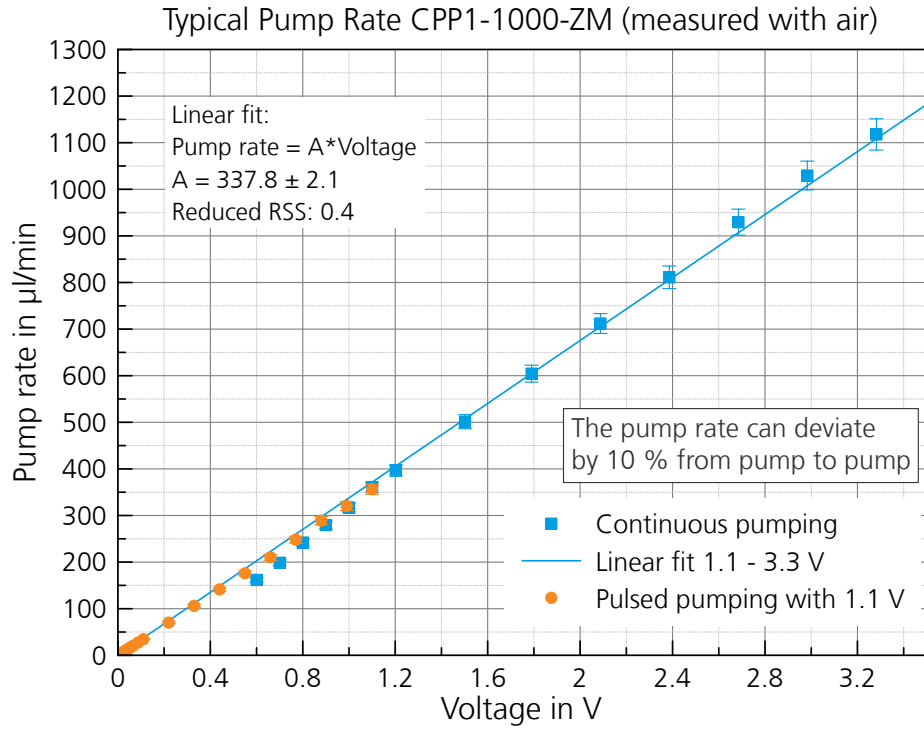


Technical Data

Dimensions (L x W x H in mm):	9.5 x 11.2 x 40.5 mm
Weight:	5.5 g (without connector)
Flow range:	1 $\mu\text{l}/\text{min}$ to 1700 $\mu\text{l}/\text{min}$
Operation:	Bi-directional
Outlet pressure:	Up to 2 bar overpressure
Self-priming:	< -0.9 bar
Typical current:	45 mA at 3V
Max. voltage:	± 5 V DC
Tube material:	Silicone (ISO 10993-1, USP class 1-6)
Tube dimension:	0.5 mm (inner \varnothing) / 1.3 mm (outer \varnothing)
Lifetime typical:	>600 operating hours at 3V <i>restriction when pumping gases: continuous operation of max. 1.5 hours</i>
Available connectors:	JST-SH female, pin-head male or pin-head female




Pump Rate





Product Image



Order Information

	Connector	Part number	Wire length*
Order code	JST-SH female 152104	MP.CPP1.999.DWBM.50.JSF.168.SI01	168 mm
Order code	Pin-head male on request	MP.CPP1.999.DWBM.50.PHM.018.SI01	18 mm
Order code	Pin-head female on request	MP.CPP1.999.DWBM.50.PHF.018.SI01	18 mm

* different wire lengths upon request

Disclaimer

Evaluation product for professionals to be used solely for research and development purposes! Not for medical and diagnostic use. Not to be used on humans. For more information contact IST AG.



Innovative Sensor Technology IST AG, Stegrütistrasse 14, 9642 Ebnat-Kappel, Switzerland
Phone: +41 71 992 01 00 | Fax: +41 71 992 01 99 | Email: info@ist-ag.com | www.ist-ag.com

All mechanical dimensions are valid at 25 °C ambient temperature, if not differently indicated • All data except the mechanical dimensions only have information purposes and are not to be understood as assured characteristics • Technical changes without previous announcement as well as mistakes reserved • The information on this data sheet was examined carefully and will be accepted as correct; No liability in case of mistakes • Load with extreme values during a longer period can affect the reliability • The material contained herein may not be reproduced, adapted, merged, translated, stored, or used without the prior written consent of the copyright owner • Typing errors and mistakes reserved • Product specifications are subject to change without notice • All rights reserved