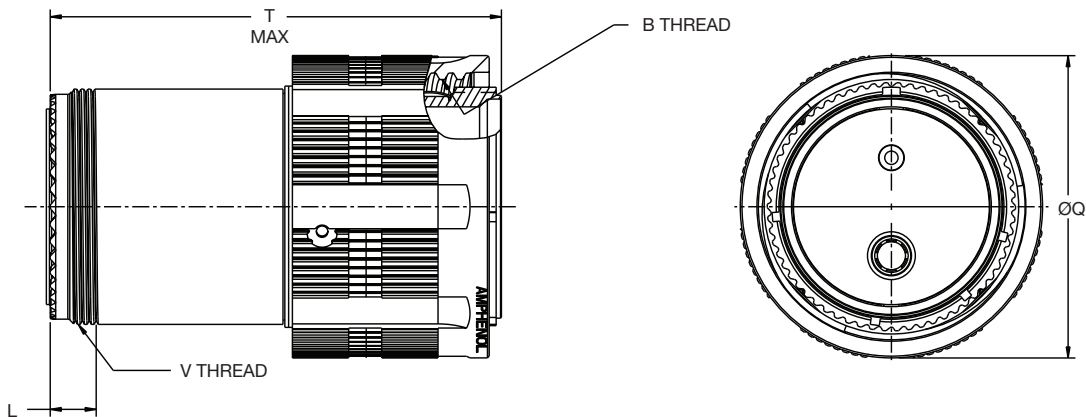


TVM06 Plug

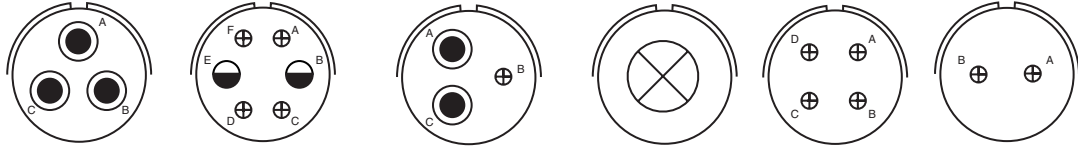


| TVM06 | | | | | | |
|-------------------|------------|---------------------|---------|-------------------|---------------------|-------|
| TVM06 Part Number | Shell Size | B Thread Class 2A | Ø Q Max | V Thread 9 | L Min Full Threaded | T Max |
| TVM06RW-23L-() | 23L | 1.5000-0.1P-0.3L-TS | 1.750 | M34X 1-6g0.100R | .280 | 2.579 |
| TVM06RW-25L-() | 25L | 1.6250-0.1P-0.3L-TS | 1.875 | M37X 1-6g0.100R | .280 | 2.579 |
| TVM06RW-33-() | 33 | 1.8750-0.1P-0.3L-TS | 2.203 | M45X 1-5-6g0.188R | .594 | 2.579 |
| TVM06RW-37-() | 37 | 2.1250-0.1P-0.3L-TS | 2.391 | M50X 1-5-6g0.188R | .594 | 2.579 |

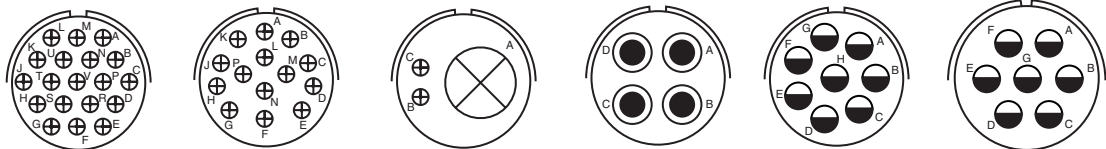
CONTACT FOR PART NUMBER & AVAILABILITY

Matt Kistner • Office: +1 (607) 563-5110 • Email: mkistner@amphenol-ao.com
amphenol-aerospace.com • amphenolmao.com

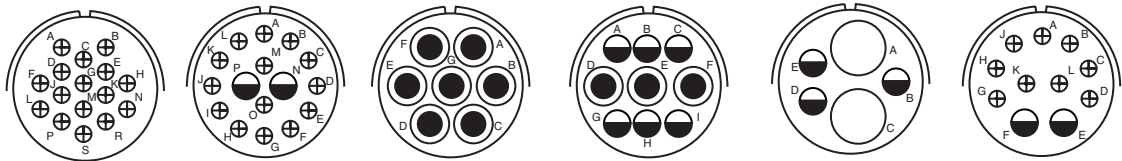
INSERT ARRANGEMENTS



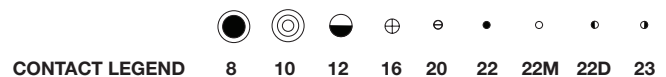
| Insert Arrangement | 23L-2 | 23L-5 | | 23L-6 | | 23L-7 | 23L-10 | 23L-11 |
|--------------------|-------|-------|----|-------|----|-------|--------|--------|
| Service Rating | D | D | | D | | E | E | B |
| Number of Contacts | 3 | 2 | 4 | 2 | 1 | 1 | 4 | 2 |
| Contact Size | 8 | 12 | 16 | 8 | 16 | 0 | 16 | 16 |



| Insert Arrangement | 23L-14 | 23L-19 | | 23L-21 | | 23L-22† | 23L-23 | 25L-2 |
|--------------------|--------|--------|--|--------|----|---------|-------------|-------|
| Service Rating | A | A | | A | | A | H=D, Bal.=A | D |
| Number of Contacts | 19 | 14 | | 1 | 2 | 4 | 8 | 7 |
| Contact Size | 16 | 16 | | 0 | 16 | 8 | 123 | 12 |



| Insert Arrangement | 25L-5 | 25L-7 | | 25L-10 | | 25L-11 | | 25L-12 | | 25L-20 |
|--------------------|-------|-------|----|--------|---|--------|---|--------|----|--------|
| Service Rating | A | A | | A | | A | | A | | D |
| Number of Contacts | 19 | 2 | 14 | 7 | 3 | 6 | 2 | 3 | 9 | |
| Contact Size | 16 | 12 | 16 | 8 | 8 | 12 | 4 | 12 | 16 | |



CONTACT FOR PART NUMBER & AVAILABILITY

Matt Kistner • Office: +1 (607) 563-5110 • Email: mkistner@amphenol-ao.com
amphenol-aerospace.com • amphenolmao.com


MATRIX 38999 CONNECTORS

PDS - 320



Amphenol's Matrix 38999 series combines the best of the both 5015 and D38999 Military connectors. This new series uses Mil-Qualified inserts from Amphenol's Matrix 5015 series and combines them with the mechanical interface of D38999. Upgrade your EMI performance to D38999 levels without changing your 5015 pin-outs or cable assemblies.


New technologies are available including Amphenol high current contacts, AP-93 1000 hour salt spray plating, and the new SWAMP seal to prevent ingress of corrosive fluids into the mating thread area. Countless contact termination methods are available, and new pin outs and custom design are available via Amphenol's Tracer rapid prototyping service. Modern connectors for a more civilized age at Amphenol Aerospace.



FEATURES:

- High Power Contact Technology – (RADSOK, TEMPERGRIP)
- Based off D38999 Series III connectors
- Improved durability of receptacle threads, fewer turns for full-mate
- 1000 HR Reach & RoHS plating available intermatable to Cadmium
- Rapid prototypes available through Amphenol Tracer Service

CURRENT CARRYING COMPARISON SIZES



CONTACT FOR PART NUMBER & AVAILABILITY

Matt Kistner • Office: +1 (607) 563-5110 • Email: mkistner@amphenol-ao.com
amphenol-aerospace.com • amphenolmao.com

| 1. Connector Type | 2. Shell Style | 3. Service Class | 4. Shell Size-Insert Arrangement | 5. Contact Type | 6. Alternate Positions |
|-------------------|----------------|------------------|----------------------------------|-----------------|------------------------|
| TVM | 00 | DZ- | 25L-20 | P | B |

| 1. CONNECTOR TYPE | |
|-------------------|--|
| TVM | Matrix 38999, Tri-Start Series III with 5015 Inserts |

| 2. SHELL STYLE | |
|----------------|---|
| 00 | Wall Mount Receptacle |
| 07 | Jam Nut Receptacle |
| 06 | Straight Plug |
| 36 | Straight Plug w/SWAMP Seal |
| 96 | Plug with Integral Banding Platform |
| 80 | Wall Mount with Integral Banding Platform |
| 87 | Jam Nut with Integral Banding Platform |

| 3. SERVICE CLASS | |
|------------------|--|
| DR- | Electroless Nickel, Aluminum 48 hr. 200°C EMI shielding -65dB@10GHz RoHS® |
| DW- | Olive Drab Cadmium-500 hrs. salt spray, -65dB@10GHz |
| DT- | Durmalon: Gray non-reflective finish, RoHS® compliant cad & Hexavalent Chromium free. 500 hours extended salt spray, EMI -50db @ 10 GHz specification min. |
| DZ- | Black Zinc-Nickel alternative to cadmium. Corrosion resistant, 500 hour salt spray, conductive, EMI shielding -65db @ 10 GHz specification min* |
| DB- | Black Electroless Nickel, Aluminum, 48 Hr, 200°C, -65dB@10GHz, RoHS® |
| DS- | AP-93 Tri-Nickel Alloy, Aluminum, 1000 Hr., 200°C, -65dB@10GHz, RoHS® |
| RL- | Nickel Plated (Non-Firewall): 500 hrs. salt, -50dB@10GHz, RoHS® |
| RKN- | Passivated (Non-Firewall): 500 hrs. salt, -65dB@10GHz, RoHS® |

| 4. SHELL SIZE & INSERT ARRANGEMENT | |
|------------------------------------|---------------------|
| PG 3-5 | Insert Arrangements |

Contact factory about High Voltage 5015 Inserts!



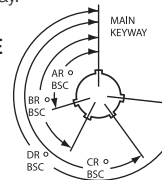
| 5. SOCKET TYPE / PIN | |
|----------------------|---------------------------------------|
| SOCKET | |
| S | Standard Socket |
| R | RADSOK: Recommended up to 150°C* |
| T | Temper-Grip: Recommended for 200°C +* |
| PIN | |
| P | Pin |
| U | High Current Pin (TeCu) |

*Size 12 & 16 are standard sockets

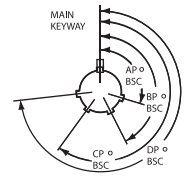
| 6. ALTERNATE POSITIONS | | | | | |
|------------------------|--|----------------|----------------|----------------|----------------|
| Shell Size | Key & keyway arrangement identification letter | AR° or AP° BSC | BR° or BP° BSC | CR° or CP° BSC | DR° or DP° BSC |
| 23L, 25L, 33 and 37 | N* | 80 | 142 | 188 | 293 |
| | A | 135 | 170 | 188 | 310 |
| | B | 49 | 169 | 188 | 244 |
| | C | 66 | 140 | 188 | 257 |
| | D | 62 | 145 | 188 | 280 |
| | E | 79 | 153 | 188 | 272 |

A plug with a given rotation letter will mate with a receptacle with the same rotation letter. The angles for a given connector are the same whether it contains pins or sockets. Inserts are not rotated in conjunction with the master key/keyway.

RECEPTACLE front face shown



PLUG front face shown



CONTACT FOR PART NUMBER & AVAILABILITY

Matt Kistner • Office: +1 (607) 563-5110 • Email: mkistner@amphenol-ao.com
amphenol-aerospace.com • amphenolmao.com