

# PRODUCT DATASHEET

## DULUX T/E HE 16 W/4000 K 200 mm

OSRAM DULUX® T/E LED HF & AC MAINS | LED replacement for CFLni, 3 tubes, with 4-pin GX24q base for ECG and AC mains operation



---

### Areas of application

- Supermarkets and department stores
- Walkways and corridors
- Hotels, restaurants
- Outdoor applications only in suitable luminaires

---

### Product benefits

- Quick, simple and safe replacement
- Low energy consumption
- Operation directly on 230 V AC mains possible

---

### Product features

- LED replacement for conventional compact fluorescent lamps for use in ECG luminaires or on AC mains
- Single-ended four-pin plug-in GX24q base
- Rotatable base around its longitudinal axis ( $\pm 90^\circ$ )
- Type of protection: IP20
- Lifetime: up to 30,000 h
- Mercury-free lamps



## TECHNICAL DATA

### Electrical data

Nominal wattage	16 W
Nominal voltage	220...240 V
Claimed equiv. conventional lamp power	32 W
Nominal current	68 mA
Type of current	AC
Inrush current	20 A
Operating frequency	50/60 Hz
Mains frequency	50/60 Hz
Max. lamp no. on circuit break. 10 A (B)	130
Max. lamp no. on circuit break. 16 A (B)	210
Total harmonic distortion	≤ 30 %
Power factor $\lambda$	> 0,90

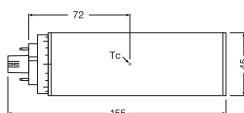
### Photometrical data

Luminous flux	1800 lm
Nominal useful luminous flux 90°	1800 lm
Luminous efficacy	112 lm/W
Lumen main.fact.at end of nom.li	0.80
Light color (designation)	Cool White
Color temperature	4000 K
Color rendering index Ra	> 80
Light color	840
Standard deviation of color matching	≤6 sdc <sub>m</sub>

### Light technical data

Beam angle	130 °
Warm-up time (60 %)	< 0.50 s
Starting time	< 0.5 s
Rated beam angle (half peak value)	130.00 °

### Dimensions & weight



Overall length	155.00 mm
Length	155.00 mm
Diameter	45.00 mm
Maximum diameter	45 mm
Product weight	143.000 g

### Temperatures & operating conditions

Ambient temperature range	-20...+50 °C
Maximum temperature at tc test point	85 °C

### Lifespan

Nominal lamp life time	30000 h
Rated lamp life time	30000 h
Number of switching cycles	200000
Lumen maintenance at end of serv	0.80
Rated lamp survival factor at 6,000	≥ 0.90

### Additional product data

Base (standard designation)	GX24q-3
Mercury content	0.0 mg
Design / version	Frosted

### Capabilities

Dimmable	No
----------	----

### Certificates & standards



Energy efficiency class	A+ <sup>1)</sup>
Energy consumption	16.00 kWh/1000h
Type of protection	IP20
Standards	CE / EAC
Photobiological safety group EN62778	RG0

<sup>1)</sup> Energy efficiency class (EEC) on a scale of A++ (highest efficiency) to E (lowest efficiency)

### Country-specific categorizations

Order reference	DULUXTE32LED 16
-----------------	-----------------

### DOWNLOAD DATA

DOWNLOAD DATA	
	IES file (IES) DULUX TE32LED 16W840 230VHFGX24q-3
	LDT file (Eulumdat) DULUX TE32LED 16W840 230VHFGX24q-3

### LOGISTICAL DATA

Product code	Packaging unit (Pieces/Unit)	Dimensions (length x width x height)	Gross weight	Volume
4058075559455	Folding box 1	48 mm x 48 mm x 161 mm	156.00 g	0.37 dm <sup>3</sup>
4058075559462	Shipping box 10	246 mm x 102 mm x 172 mm	1688.00 g	4.32 dm <sup>3</sup>

The mentioned product code describes the smallest quantity unit which can be ordered. One shipping unit can contain one or more single products. When placing an order, for the quantity please enter single or multiples of a shipping unit.

### DISCLAIMER

Subject to change without notice. Errors and omission excepted. Always make sure to use the most recent release.