



NO: PC-412
DATE: April 2021

PRODUCT: W4S1
TYPE: Discontinuation Notice

Discontinuation and Replacement of the W4S1-05B,05C L2 Switches

The W4S1-05B and W4S1-05C series L2 switches will be discontinued due to component availability issues. A new replacement product is the W4S1-05D will be released in April 2021. The W4S1-05D will have mostly the same specifications as the previous models. No changes in user programs or applications are expected to move to the new W4S1-05D L2 switch



Products to be Discontinued

Suggested Replacement

W4S1-05B W4S1-05C	W4S1-05D
----------------------	----------

Final order entry date

The end of February 2022

Discontinuation date

End of June 2022.

The W4S1-05B,05C will be supported through the end of March 2029

Product Differences





- The power connection method will be changed from the screw type to the push-in type.
- The product will not conformed for NK,LR nor DNV standard.
- SW-LSI and microcomputer error detection function is not supported.
- Specifications and functions other than the above are compatible.

Differences

Recommended replacement Model	Body Color	Dimensions	Wire connection	Mounting Dimensions	Characteristics	Operation ratings	Operation methods
W4S1-05D	**	**	*	**	*	*	**

- ** : Compatible
- * : The change is a little/Almost compatible
- : Not compatible
- : No corresponding specification

[Wire connection]

Product discontinuation Model W4S1-05B Model W4S1-05C	Recommendable replacement Model W4S1-05D
<p>Screw type</p>  	<p>Push-in type</p>  

[Dimensions]

Product discontinuation Model W4S1-05B, Model W4S1-05C	Recommendable replacement Model W4S1-05D

[Characteristics]

Item	Product discontinuation Model W4S1-05B Model W4S1-05C	Recommendable replacement Model W4S1-05D
No. of ports (RJ45)	5	5
Ethernet standards	10BASE-T/100BASE-TX	10BASE-T/100BASE-TX
Auto MDI/MDI-X	Supported	Supported
Auto Negotiation	Supported	Supported
Store-and-Forward system	Supported	Supported
Buffer	80 KB	125 KB
SW-LSI and microcomputer error detection	Supported (Only W4S1-05C)	Not Supported (No microcomputer)
Broadcast storm detection	Supported (Only W4S1-05C)	Supported
QoS for EtherNet/IP	Supported	Supported

Item	Product discontinuation Model W4S1-05B Model W4S1-05C	Recommendable replacement Model W4S1-05D
Power supply voltage	24 VDC $\pm 5\%$ (20.4-26.4 VDC)	24 VDC (20.4-28.8 VDC)
Current consumption	220 mA	70 mA
Power consumption	5.28 W or less	1.68 W or less
Switching Capacity	700 Mbps	700 Mbps
Throughput	148,800 pps	148,800 pps
Dielectric strength	1 mA at 250 VAC for 1 minute	1 mA at 250 VAC for 1 minute
EMI and EMS	EN:61000-6-4 2007 EN:61000-6-2 2005	IEC 61000-6-4 2018 IEC 61000-6-2 2016
Vibration Resistance	JIS C60068-2-6 conforming 5 to 8.4 Hz 3.5 mm amplitude 8.4 to 150 Hz acceleration 9.8 m/s ²	IEC 60068-2-6 conforming 5 to 8.4 Hz 3.5 mm amplitude 8.4 to 150 Hz acceleration 9.8 m/s ²
Shock Resistance	JIS C60068-2-27 conforming 196 m/s ²	IEC 60068-2-27 conforming 196 m/s ²
Ambient operating environment	No corrosive gas	No corrosive gas
Ambient operating temperature	0 to 55°C (non-icing, non-condensing)	0 to 55°C (non-icing, non-condensing)
Ambient operating humidity	10% to 90% (non-condensing)	10% to 95% (non-condensing)
Ambient storage temperature	-20 to 75 °C (non-icing, non-condensing)	-25 to 75°C (non-icing, non-condensing)
EU Directives	EN61131-2	EN61131-2
cULus	UL508 (W4S1-05B only)	UL61010-2-201
Shipbuilding standards	NK, LR, DNV	None
Other standards	EAC, KC, RCM	EAC, KC, RCM

Specifications in this product news are as of the issue date and are subject to change without notice. Only main changes in specifications are described in this document. Please be sure to read the relevant catalogs, datasheets, product specifications, instructions, and manuals for precautions and necessary information when using products.