

24 SERIES STEPPER DRIVES

PVP2460 & PVP2490



PVP2460 pictured only

The Series 24 range of stepper motor drives, manufactured by Alzanti, have been developed to meet the growing demand for high performance, cost effective, bipolar drivers. They have been designed to be compatible with the specifications of many stepper motors, with options available to suit numerous applications. PWM chopper regulation provides a very efficient motor drive stage, extending the useful speed range of motors whilst reducing heat dissipation and power consumption.

The **PVP2460** delivers a maximum continuous motor current of 6 Amps per phase and the **PVP2490** a maximum continuous current of 9 Amps per phase. Motor phase currents are programmable via a DIL switch

mounted on the board, which allows a wide range of motors to be from NEMA frame size 23 to 42 to be driven, at voltages up to 85Vdc.

Other standard features include: Full/half step mode selection; over temperature protection; overload protection; motor current boost and standby selection; output stage disable function. The **PVP2490** is fitted with a force cooled heatsink assembly.

Optional extras include:-

1. A simple on-board oscillator for manual speed control.
2. By fitting the **PVP179** the board can be converted to a micro stepping drive with resolutions from 1/5 to 1/32 of one step. (See separate data sheet for details)

ALZANTI®
THE DRIVING FORCE IN MOTION CONTROL

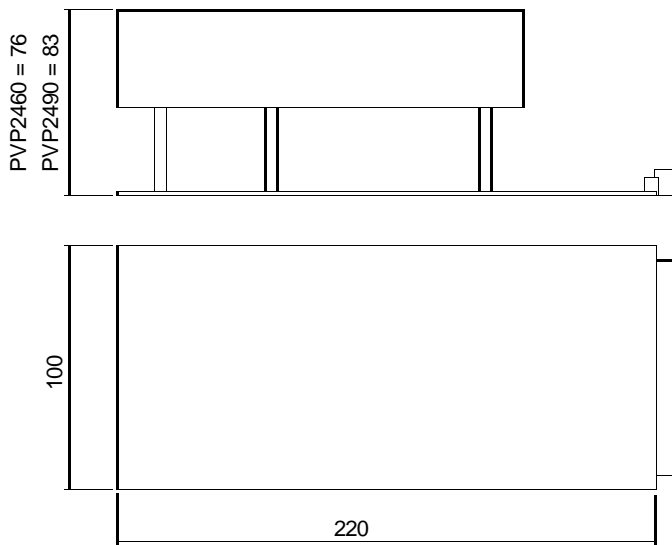
ALZANTI LIMITED

The Warren, Darby Green Lane, Blackwater,
Camberley, Surrey, UK, GU17 0DN.
Tel: +44 (0)1252 861113
Fax: +44 (0)1252 861103
Email: sales@alzanti.com
Website: <http://www.alzanti.com>

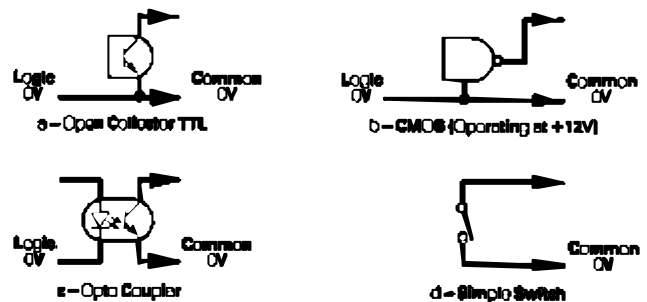
SPECIFICATION

	PVP2460	PVP2490
Motor Supply Voltage:	20 to 85Vdc (maximum) smoothed, unregulated	
Motor Output Current:	2 to 6 Amps	3 to 9 Amps
Logic Supply Voltage:	15 to 30Vdc (maximum) smoothed, unregulated	
Logic Supply Current:	160mA (typical)	500mA (typical)
Aux. Supply Outputs:	+12Vdc regulated, 50mA maximum +5Vdc regulated, 50mA maximum	
Max. Step Pulse Frequency:	20kHz, minimum pulse width 10µS	
Control Signal Inputs:	CMOS Schmitt Trigger inputs operating at +12Vdc with 10kΩ pull-up resistors and diode isolation, i.e. NPN 'sinking' compatible. Logic 0 (low) 0V to +2V, or short circuit to 0V Logic 1 (high) +9V to +30V max, or open circuit	
Monitor Outputs:	Open collector NPN (ref to 0V) Low level ≤1V max at 30mA max High level - open circuit, +30Vdc max	
Temperature Range		
Operating:	0°C to +40°C ambient max. (RH ≤60%, non condensing)	
Storage:	-10°C to +70°C maximum (RH ≤60%, non condensing)	
Weight:	1kg (typical)	1.2kg (typical)
Edge Connector (PCB):	DIN41612, 32 way plug, body style D, rows a&c, class 2	
Printed Circuit Board:	Glass Fibre FR4 UL94V-0, 1.6mm, PTH, Resist and Ident	

DIMENSIONS IN mm



Control Input Options



NOTE: PVP2490 has a force cooled heatsink assembly fitted