

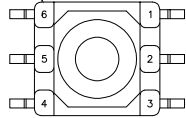
CUSTOMER TERMINAL	RoHS	LEAD(Pb)-FREE
Sn96%, Ag4%	Yes	Yes



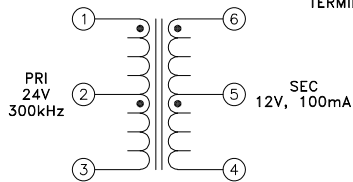
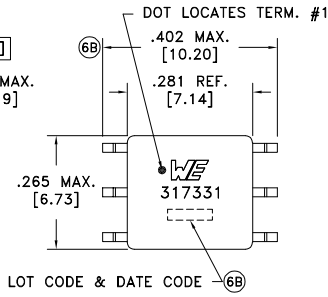
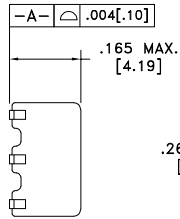
**ELECTRICAL SPECIFICATIONS @ 25°C unless otherwise noted:**

PARAMETER	TEST CONDITIONS	VALUE
D.C. RESISTANCE	1-3 @20°C	1.40 ohms max.
D.C. RESISTANCE	6-4 @20°C	0.80 ohms max.
INDUCTANCE	1-2 10kHz, 100mVAC, Ls	1.0mH min.
INDUCTANCE	2-3 10kHz, 100mVAC, Ls	1.0mH min.
INTERWINDING CAPACITANCE	1-6 100kHz, 10mVAC, Cs	25pF typ.
DIELECTRIC	1-6 3125VAC, 1 second	2500VAC, 1 minute
TURNS RATIO	(1-3):(6-4)	1.94:1, ±2%

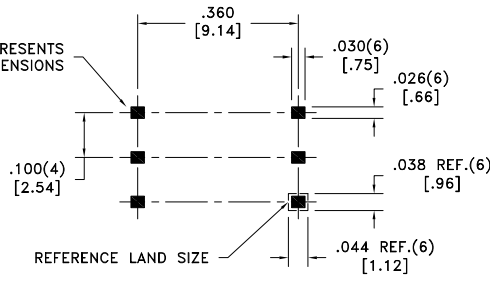
TERM. NO.'s FOR REF. ONLY



6B



AREA REPRESENTS TERMINAL PAD DIMENSIONS



CUSTOMER TO DETERMINE LAND LAYOUT

GENERAL SPECIFICATIONS:

OPERATING TEMPERATURE RANGE: -40°C to +125°C.

CURRENT RATING: 100mAAC

VOLTAGE-TIME: 44VuS

Designed to comply with the following requirements as defined by IEC60950-1, EN60950-1, UL60950-1/CSA60950-1 and AS/NZS60950.1:  
- Functional insulation for a secondary circuit at a working voltage of 400Vrms.

6B Qualified to AEC-Q200.

Wire insulation & RoHS status not affected by wire color.  
Wire insulation color may vary depending on availability.

REV.	DATE	Packaging Specifications Method: <b>Tape &amp; Reel</b> PKG-0895 www.we-online.com/midcom		Tolerances unless otherwise specified: Angles: ±1° Fractions: ±1/64 Decimals: ±.005 [.13] Footprint: ±.005 [.13]	DRAWING TITLE <b>TRANSFORMER</b>	PART NO. <b>750317331</b>
6C	4/21					
6B	12/20					
6A	4/19	SEE REVISION SHEET FOR REVISION LEVEL		This drawing is dual dimensioned. Dimensions in brackets are in millimeters.	eiSos p/n: 750317331	SPECIFICATION SHEET 1 OF 1