



CP's new line of premium, high performance sockets combine strength, durability, looks and top quality. From the tough, chrome-moly steel construction to the laser etched, easy to read socket size, these are the only impact sockets you'll ever need.

IMPACT SOCKET KITS

CP NUMBER	DESCRIPTION
S2009	1/4" DR. SAE 9PC 3/16", 7/32", 1/4", 9/32", 5/16", 11/32", 3/8", 7/16", 1/2"
S3008	3/8" DR. SAE 8PC 5/16", 3/8", 7/16", 1/2", 9/16", 5/8", 11/16", 3/4"
S3312	3/8" DR. SAE / METRIC 12PC 5/16", 3/8", 7/16", 1/2", 9/16", 5/8", 10mm, 12mm, 14mm, 15mm, 17mm, 19mm
S3108	3/8" DR. METRIC 8PC 9mm, 10mm, 11mm, 12mm, 14mm, 15mm, 17mm, 19mm
S3008D	3/8" DR. DEEP SAE 8PC 5/16", 3/8", 7/16", 1/2", 9/16", 5/8", 11/16", 3/4"
S3012D	3/8" DR. DEEP SAE 12PC 5/16", 3/8", 7/16", 1/2", 9/16", 5/8", 11/16", 3/4", 13/16", 7/8", 15/16", 1"
S3312D	3/8" DR. DEEP SAE / METRIC 12PC 5/16", 3/8", 7/16", 1/2", 9/16", 5/8", 10mm, 12mm, 14mm, 15mm, 17mm, 19mm
S3108D	3/8" DR. DEEP METRIC 8PC 9mm, 10mm, 11mm, 12mm, 14mm, 15mm, 7mm, 19mm
S3113D	3/8" DR. DEEP METRIC 13PC 7mm, 8mm, 9mm, 10mm, 11mm, 12mm, 13mm, 14mm, 15mm, 16mm, 17mm, 18mm, 19mm
S3007U	3/8" DR SAE UNIVERSAL 7PC 3/8", 7/16", 1/2", 9/16", 5/8", 11/16", 3/4"
S3107U	3/8" DR. METRIC UNIVERSAL 7PC 10mm, 12mm, 13mm, 14mm, 15mm, 17mm, 19mm
S4013	1/2" DR. SAE 13PC 7/16", 1/2", 9/16", 5/8", 11/16", 3/4", 13/16", 7/8", 15/16", 1", 1-1/16", 1-1/8", 1-1/4"
S4114	1/2" DR. METRIC 14PC 10mm, 11mm, 12mm, 13mm, 14mm, 15mm, 16mm, 17mm, 18mm, 19mm, 21mm, 22mm, 26mm, 27mm
S4013D	1/2" DR. DEEP SAE 13PC 7/16", 1/2", 9/16", 5/8", 11/16", 3/4", 13/16", 7/8", 15/16", 1", 1-1/16", 1-1/8", 1-1/4"



IMPACT SOCKET KITS

CP NUMBER	DESCRIPTION
S4013D	1/2" DR. METRIC EXTRA THIN WALL 3PC 17mm, 19mm, 21mm
S4114D	1/2" DR. DEEP METRIC 14PC 10mm, 11mm, 12mm, 13mm, 14mm, 15mm, 16mm, 17mm, 18mm, 19mm, 21mm, 22mm, 26mm, 27mm
S4007U	1/2" DR. SAE UNIVERSAL 7PC 1/2", 9/16", 5/8", 11/16", 3/4", 13/16", 7/8"
S4107U	1/2" DR. METRIC UNIVERSAL 7PC 13mm, 14mm, 15mm, 17mm, 19mm, 21mm, 22mm
S4009	1/2" DR SAE (HIGH TORQUE) 9PC 1", 1-1/16", 1-1/8", 1-3/16", 1-1/4", 1-5/16", 1-3/8", 1-7/16", 1-1/2"
S4009D	1/2 DR 'DEEP SAE (HIGH TORQUE) 9PC 1", 1-1/16", 1-1/8", 1-3/16", 1-1/4", 1-5/16", 1-3/8", 1-7/16", 1-1/2"
S6008	3/4" DR SAE 8PC 1", 1-1/16", 1-1/8", 1-1/4", 1-5/16", 1-3/8", 1-7/16", 1-1/2"
S6008D	3/4" DR DEEP SAE 8PC 1", 1-1/16", 1-1/8", 1-1/4", 1-5/16", 1-3/8", 1-7/16", 1-1/2"
S6111D	3/4" DR. DEEP METRIC 11PC 27mm, 30mm, 32mm, 33mm, 35mm, 36mm, 38mm, 41mm, 17mm, 19mm, 21mm
S8008	1" DR. SAE 8PC 7/8", 15/16", 1", 1-1/16", 1-1/8", 1-3/16", 1-1/4", 1-1/2"
S8008D	1" DR. DEEP SAE 8PC 7/8", 15/16", 1", 1-1/16", 1-1/8", 1-3/16", 1-1/4", 1-1/2"
S8009	1" DR. TRUCK SAE 9PC 7/8", 15/16", 1", 1-3/16", 1-1/2", 13/16", 1-1/16", 1-1/8", 1-1/4"
S8106D	1" DR. DEEP METRIC 6PC 24mm, 27mm, 30mm, 32mm, 33mm, 36mm
S8109	1" DR. METRIC 9PC 26mm, 27mm, 29mm, 30mm, 32mm, 33mm, 35mm, 36mm, 38mm



IMPACT SOCKETS

1/4" Square Drive Standard Depth

Part #	Nut Size
S1203	3/16"
S12035	7/32"
S1204	1/4"
S12045	9/32"
S1205	5/16"
S12055	11/32"
S1206	3/8"
S1207	7/16"
S1208	1/2"

1/2" Square Drive Flip Sockets

Part #	Nut Size
S1417MF	12mm x 19mm
S1419MF	19mm x 21mm
S1411F	11/16" x 3/4"
S1412F	3/4" x 13/16"

3/8" Square Drive Metric Deep

Part #	Nut Size	Part #	Nut Size
S1307MD	7mm	S1315MD	15mm
S1308MD	8mm	S1316MD	16mm
S1309MD	9mm	S1317MD	17mm
S1310MD	10mm	S1318MD	18mm
S1311MD	11mm	S1319MD	19mm
S1312MD	12mm		
S1313MD	13mm		
S1314MD	14mm		

1/2" Square Drive Flip Sockets

Part #	Nut Size
S1417MF	12mm x 19mm
S1419MF	19mm x 21mm
S1411F	11/16" x 3/4"
S1412F	3/4" x 13/16"

3/8" Square Drive Standard Depth

Part #	Nut Size
S1305	5/16"
S1306	3/8"
S1307	7/16"
S1308	1/2"
S1309	9/16"
S1310	5/8"
S1311	11/16"
S1312	3/4"

1/2" Square Drive Deep

Part #	Nut Size	Part #	Nut Size
S1407D	7/16"	S1415D	15/16"
S1408D	1/2"	S1416D	1"
S1409D	9/16"	S1418D	1-1/8"
S1410D	5/8"	S1417D	1-1/16"
S1411D	11/16"	S1418D	1-1/8"
S1412D	3/4"	S1420D	1-1/4"
S1413D	13/16"		
S1414D	7/8"		

3/8" Square Drive Universal

Part #	Nut Size
S1306U	3/8"
S1307U	7/16"
S1308U	1/2"
S1309U	9/16"
S1310U	5/8"
S1311U	11/16"
S1312U	3/4"

1/2" Square Drive Metric Universal

Part #	Nut Size
S1413MU	13mm
S1414MU	14mm
S1415MU	15mm
S1417MU	17mm
S1419MU	19mm
S1421MU	21mm
S1422MU	22mm

1/2" Square Drive Metric

Part #	Nut Size	Part #	Nut Size
S1410M	10mm	S1419M	19mm
S1411M	11mm	S1421M	21mm
S1412M	12mm	S1422M	22mm
S1413M	13mm	S1426M	26mm
S1414M	14mm	S1427M	27mm
S1415M	15mm		
S1416M	16mm		





IMPACT SOCKETS

3/8" Square Drive Metric Universal	
Part #	Nut Size
S1310MU	10mm
S1312MU	12mm
S1313MU	13mm
S1314MU	14mm
S1315MU	15mm
S1317MU	17mm
S1319MU	19mm

1/2" Square Drive Metric Deep			
Part #	Nut Size	Part #	Nut Size
S1410MD	10mm	S1418MD	18mm
S1411MD	11mm	S1419MD	19mm
S1412MD	12mm	S1421MD	21mm
S1413MD	13mm	S1422MD	22mm
S1414MD	14mm	S1426MD	26mm
S1415MD	15mm	S1427MD	27mm
S1416MD	16mm		
S1417MD	17mm		

3/4" Square Drive Deep	
Part #	Nut Size
S1616D	1"
S1617D	1-1/16"
S1618D	1-1/8"
S1620D	1-1/4"
S1621D	1-5/16"
S1622D	1-3/8"
S1623D	1-7/16"
S1624D	1-1/2"

1" Square Drive Budd Wheel	
Part #	Nut Size
S1813	13/16"

1" Square Drive Budd Wheel Deep	
Part #	Nut Size
S1813 BCD	13/16" x 1 1/2"

1/2" Square Drive Standard Depth			
Part #	Nut Size	Part #	Nut Size
S1407	7/16"	S1415	15/16"
S1408	1/2"	S1416	1"
S1409	9/16"	S1417	1-1/16"
S1410	5/8"	S1418	1-1/8"
S1411	11/16"	S1420	1-1/4"
S1412	3/4"		
S1413	13/16"		
S1414	7/8"		

3/8" Square Drive Deep			
Part #	Nut Size	Part #	Nut Size
S1305D	5/16"	S1313D	13/16
S1306D	3/8"	S1314D	7/8"
S1307D	7/16"	S1315D	15/16"
S1308D	1/2"	S1316D	1"
S1309D	9/16"		
S1310D	5/8"		
S1311D	11/16"		
S1312D	3/4"		

1/2" Square Drive Universal	
Part #	Nut Size
S1408U	1/2"
S1409U	9/16"
S1410U	5/8"
S1411U	11/16"
S1412U	3/4"
S1413U	13/16"
S1414U	7/8"

3/4" Square Drive Metric Deep			
Part #	Nut Size	Part #	Nut Size
S1617MD	17mm	S1636MD	36mm
S1619MD	19mm	S1638MD	38mm
S1621MD	21mm	S1641MD	41mm
S1627MD	27mm		
S1630MD	30mm		
S1632MD	32mm		
S1633MD	33mm		
S1635MD	35mm		





3/4" Square Drive Standard Depth	
Part #	Nut Size
S1616	1"
S1617	1-1/16"
S1618	1-1/8"
S1620	1-1/4"
S1621	1-5/16"
S1622	1-3/8"
S1623	1-7/16"
S1624	1-1/2"

1" Square Drive Standard Depth	
Part #	Nut Size
S1814	7/8"
S1815	15/16"
S1816	1"
S1817	1-1/16"
S1818	1-1/8"
S1819	1-3/16"
S1820	1-1/4"
S1824	1-1/2"

1" Square Drive Deep	
Part #	Nut Size
S1814D	7/8"
S1815D	15/16"
S1816D	1"
S1817D	1-1/16"
S1818D	1-1/8"
S1819D	1-3/16"
S1820D	1-1/4"
S1824D	1-1/2"

3/8" Square Drive Metric Standard Depth	
Part #	Nut Size
S1309M	9mm
S1310M	10mm
S1311M	11mm
S1312M	12mm
S1314M	14mm
S1315M	15mm
S1317M	17mm
S1319M	19mm

1" Square Drive Metric Standard Depth			
Part #	Nut Size	Part #	Nut Size
S1826M	26mm	S1838M	38mm
S1827M	27mm		
S1829M	29mm		
S1830M	30mm		
S1832M	32mm		
S1833M	33mm		
S1835M	35mm		
S1836M	36mm		

3/8" Extension Bars	
Part #	Nut Size
S1303E	3/8" x 3"
S1306E	3/8" x 6"

1/2" Extension Bars	
Part #	Nut Size
S1403E	1/2" x 3"
S1406E	1/2" x 6"
S1410E	1/2" x 10"


3/4" Extension Bars	
Part #	Nut Size
S1606E	3/4" x 6"
S1610E	3/4" x 10"

1" Extension Bars	
Part #	Nut Size
S1807E	1" x 7"
S1810E	1" x 10"
S1813E	1" x 13"



SANDING BELTS

For CP766



New longer length, helps prevent paper breakage. Accepts multiple paper loading for less paper changing time.

KF-125126 3 2/3" x 9"

For CP767 & CP768



Molded edge pad with dimple free surface prevents grit buildup for a smooth finish. Accepts pressure-sensitive adhesive or standard sandpaper.

KF-125457 2 3/4" x 17 1/2"

For CP778



KF-137216 3" Back-up Pad
 KF-137215 4" Back-up Pad
 KF-137214 5" Back-up Pad

For CP 865 and CP 869



Flexible edge sanding pad

KF-129587 7" Pad & Nut
 KF-129586 Locknut Only

5/8"-11 N.C. THD.

SANDING PADS



Heavy duty pad, aluminum backed with flexible molded edge for smooth feather edging.

KF130127	5"	CP864
KF130128	6"	CP864
KF130149	5"	CP864
KF134254	7.875"	CP777
KF134255	7.875"	CP777
KF140658	6"	CP864/CP763/CP764
CA142413	6"	CP860/CP761
CA145098	6"	CP870
8940158351	6"	CP7220/CP7250
8940158621	6"	CP7220/CP7250
8940158689	6"	CP7220/CP7250
8940158690	6"	CP7220/CP7250
CA158102	3"	CP7200D
8940162270	1"	CP7200S
8940158334	2"	CP7200S
8940158330	3"	CP7200S/CP7201P



REINFORCED RESINOID WHEEL

For CP861 & CP874



Package of 5 wheels

CA-155312 3X1/16"X3/8"

SANDING BELTS

For CP858 (Package of 5 belts)



3/8" x 13" (10 x 1330 mm)

CA-156714 60 Grit
CA-156722 80 Grit
CA-156735 120 Grit

MINI SANDER/POLISHER PADS & PAPER

For CP 7200S & CP 7202D

8940158677	2" 320 Grit (50 Pieces)	CP7200S
8940158678	2" 400 Grit (50 Pieces)	CP7200S
8940158679	2" 600 Grit (50 Pieces)	CP7200S
8940158680	3" 320 Grit (50 Pieces)	CP7200S
8940158681	3" 400 Grit (50 Pieces)	CP7200S
8940158682	3" 600 Grit (50 Pieces)	CP7200S
8940161712	3" Sanding Disc 60 Grit (5 Pieces)	CP7202D
8940161713	3" Sanding Disc 80 Grit (5 Pieces)	CP7202D
8940161714	3" Sanding Disc 100 Grit (5 Pieces)	CP7202D
8940161715	3" Sanding Disc 120 Grit (5 Pieces)	CP7202D
8940161716	3" Surface Prep Pad (fine) (5 Pieces)	CP7202D
8940161717	3" Surface Prep Pad (medium) (5 Pieces)	CP7202D
8940161718	3" Surface Prep Pad (course) (5 Pieces)	CP7202D

SANDER TUNE-UP KITS

For CP 865 and CP 869



KF-132237 CP864 A & B
KF-132239 CP865 A & B
KF-132241 CP766 & CP866 B

REAR EXHAUST HOSE ASSEMBLY

REAR EXHAUST HOSE ASSEMBLY CA-127175



Includes:

CA-046270 6' Whip Hose
KF-127210 5' Exhaust Overhose
KF-127211 Attachment Ferrule

POLISHING PADS

For CP865P & CP869P



KF125423	8" Polishing Pads	CP865P/CP869P
KF129587	Pad Assembly	CP865P/CP869P
CA158108	3.5" Soft Polishing Pad	CP7201P
CA158109	3.5" Hard Polishing Pad	CP7201P
CA158110	Wool Pad	CP7201P



IMPACT PROTECTOR COVERS



PVC CUSHION-COAT PROTECTOR COVERS

Tool Number	Part Number
CP724, CP726	CA-146522
CP731,CP731-2, CP733, CP733-2	CA-146523
CP734H	CA-129405
CP746	CA-126071
CP741, CP741-2	8940158676
CP749, CP749-2	CA-155537
CP772H	CA-124745
CP776	CA-154948
CP797	CA-139818
CP7733, CP-7733-2	8940158949
CP7750, CP7750-2	8940158793
CP7775, CP7775-6	8940162416

ACCESSORIES FOR RATCHETS

Tool Number	Tune-Up Kit	Replacement Head	Protective Cover
CP824	CA157871	CA157872	CA157928
CP824T	CA157871	CA157873	CA157928
CP825 A/B/C/L & K	CA155091	CA155090	CA140128
CP825T	CA155091	CA155093	CA140128
CP826	CA155033	CA155034	CA154993
CP826T	CA155033	CA155035	CA154993
CP828 D/N & E	CA155086	CA155084	CA133961
CP828 C & M		KF136176	CA133961
CP828H D/N & E	CA155086	CA155085	CA133961
CP828H A & K		CA155085	CA133961
CP830	CA148068	CA155084	CA147993
CP830H	CA148068	CA155085	CA147993
CP886	CA146437	CA146436	CA133961
CP886H	CA146437	CA147668	CA133961
CP7830, CP7830Q	8940158552	8940158613	CA147993
CP7830H	8940158552	8940158614	CA147993
CP7828	8940162553	8940162554	8940162552
CP7828H	8940162553	8940162556	8940162552

IMPACT BATTERIES

8940158629	One hour charge	CP8730/CP8740/CP8745
8940158630	14.4 Volt battery	CP8730/CP8740
8940158631	18 Volt battery	CP8745



IMPACT WRENCH TUNE-UP AND REPAIR KITS



Impact Wrench Tune-Up and Repair Kits

Tool Number	Tune-Up Kit	Repair-Kit
CP719	CA-157285	CA-157286
CP720 B, C & D	CA-051509	
CP721 B & C	CA-118880	
CP722 A	CA-146000	
CP724	CA-155218	CA-155310
CP726	CA-155309	CA-155311
CP727	CA-157295	CA-157296
CP731 A	CA-145503	CA-145592
CP731-2 A	CA-145503	CA-145604
CP733	CA-155125	CA-155126
CP733-2	CA-155125	CA-155127
CP734H	CA-147716	CA-147717
CP741	CA-158028	CA-158029
CP741-2	CA-158028	CA-158033
CP744 A	CA-126991	
CP744 B	CA-126991	KF-138154
CP746	KF-144043	KF-144041
CP746-2	KF-144043	KF-144042
CP749 A, B & C	CA-148616	CA-155966
CP749 D	8940158635	8940158636
CP749-2 A, B & C	CA-148616	CA-155967
CP749 D	8940158635	8940158637
CP770	CA-157374	CA-157375
CP770-6	CA-157374	CA-157376
CP771	CA-157374	CA-157377
CP771-6	CA-157374	CA-157378
CP772 A & B	CA-053902	KF-137832
CP772H	CA-149746	CA-149747
CP775	CA-145357	
CP776	CA-149158	CA-149159
CP776-6	CA-149158	CA-149160
CP796	CA-126992	CA-149159
CP893	CA-146649	CA-149160
CP894	CA-149855	
CP897, CP897-6	CA-157909	
CP898, CP898-6	CA-145228	
CP5000	CA-148687	
CP7733	8940158860	8940158861
CP7733-2	8940158860	8940158862
CP7750 A & B	8940158371	8940158372
CP7750-2 A & B	8940158371	8940158373
CP7775	8940162206	

COLLET ADAPTER



For CP860
Allows use of 1/8" shank burrs.
C-123029

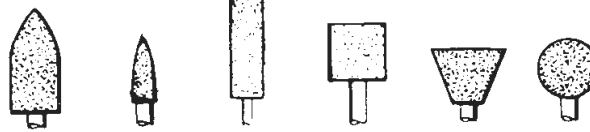
GRINDER ACCESSORIES

Part No.	Description
C-136898	4" Guard
C-137312	4" Depressed Center Grinding Wheel
KF141860	5" Guard
C-138512	Wheel Collar
C-136926	Spanner
C-136927	Wheel Nut Wrench

BURRS, MOUNTED WHEELS & RASPS



C-056721	C-056722	KF-137769	KF-137770	KF-137771	KF-137772
		Pencil	Ball	Barrel	Pencil Point
1/4" CARBIDE BURRS			1/4" CARBIDE RASPS		




C-085067	C-085068	C-085074	C-085075	C-085070	C-085069
38,050 rpm	50,050 rpm	31,070 rpm	32,950 rpm	27,780 rpm	35,510 rpm
GENERAL PURPOSE MOUNTED WHEELS					

SAW BLADES

CA-146719	18T Saw blades (5pcs)	CP7900
CA-146720	24T Saw blades (5pcs)	CP7900
CA-146721	32T Saw blades (5pcs)	CP7900
8940158775	18T Saw blades (5pcs)	CP7901
8940158776	24T Saw blades (5pcs)	CP7901
8940158777	32T Saw blades (5pcs)	CP7901

SCREWDRIVER KIT



For use with all Air Drills.
Has Quick-Change Slip Chuck, three Phillips Bits and two Slotted Bits.
CA-155826

THREAD-MOUNTED JACOBS® DRILL CHUCKS



Jacobs No.	Part No.	Capacity Inches	Thread Mount	Key Part No. (Jacobs)	Keyholder	
7B	CA-050073	0-1/4	3/8-24	CA-050119	K7	CA-050165
2B	CA-050082	0-3/8	3/8-24	CA-050121	K2	CA-050166
Multicraft	KF-124595	0-3/8	3/8-24	CA-121582	KGA	CA-050165
				CA-050120	K30	CA-050165
22BA	C-142408	1/16-3/8	3/8-24	C-142411	KK	CA-050165
33B	CA-050090	5/64-1/2	1/2-20	CA-050122	K32	CA-050166
33B	S-066095	5/64-1/2	3/8-24	CA-050122	K32	CA-050166
24BA	C142407	1/16-1/2	3/8-24	C-142411	K32	CA-050166
J10	CA-146490	0-3/8	3/8-24	KEYLESS		
	8940162272	0-1/4	3/8-24			

HAMMER ACCESSORIES FOR .401" SHANK HAMMERS



Index No.	Part No.	Length	Description
1	A-046050	6.5"	Rivet Cutter
2	A-046063	7"	Angle Scaling Chisel
3	A-046064	7"	Diamond Point Chisel
4	A-046071	6.5"	Twin Blade Panel (pipe) Cutter
5	A-046073	7"	Cold Chisel
6	A-046074	7"	Straight Punch
7	A-046075	7"	Spot Weld Splitter
8	A-046078	7"	Tapered Punch
9	A-046094	—	Zip-Quick Retainer
10	A-046095	—	Zip-Quick Retainer
11	A-046096	—	Bee-Hive Retainer
12	A-121721	—	Posi-Lok Retainer
13	894015824	—	Quick Change Retainer
SET	CA-155807	—	Rivet Cutter, Twin Blade Cutter, Cold Chisel, Straight Punch,

HAMMER ACCESSORIES FOR .498" SHANK HAMMERS



Index No.	Part No.	Length	Description
1	A-047050	6.5"	Rivet Cutter
2	A-047051	7"	Wide Cutting Chisel
3	A-047052	7"	Bushing Splitter
4	A-047057	7"	Universal Joint & Tie Rod Tool
5	A-047059	7"	1" Separator Fork
	A-047060	7"	3/4" Separator Fork
	A-047061	7"	1-1/4" Separator Fork
6	A-047071	7"	Twin Blade Cutter
7	A-047073	6.5"	Cold Chisel
8	A-047074	7"	Straight Punch
9	A-047078	7"	Tapered Punch
10	A-047091	3.15"	1-1/4" Smoothing Hammer
11	A-047095	—	Quick-Change Retainer
12	A-047096	—	Bee-Hive Retainer

HAMMER ACCESSORIES FOR CP-711HEX HAMMER

Index No.	Part No.	Length	Description
1	CA-155778	6.5"	Hex Rivet Cutter
2	CA-155780	7"	Hex Angle Scaling Chisel
3	CA-155782	7"	Hex Diamond Point Chisel
4	CA-155784	6.5"	Hex Twin Blade Panel (pipe) Cutter
5	CA-155786	7"	Hex Cold Chisel
6	CA-155790	7"	Hex Straight Punch
7	CA-155792	7"	Hex Spot Weld Splitter
8	CA-157107	7"	Hex Tapered Punch
SET	CA-155806	—	Rivet Cutter, Twin Blade Cutter, Cold Chisel, Straight Punch, Tapered Punch



It is strongly recommended that you install a Chicago Pneumatic Filter, Regulator and Lubricator between the air supply and every air tool. By installing these accessories, the life of the air tool is greatly increased.

The separator traps the moisture before it enters the air tool. The pressure regulator can be adjusted so that the correct air pressure enters the tool while high pressures are maintained at the compressor. The line lubricator allows the proper amount of lubrication needed for top performance.

CPFILTER, REGULATOR & LUBRICATOR

FILTER/MOISTURE SEPARATOR – PRESSURE REGULATOR LINE LUBRICATOR

Pressure Regulator

Filter and Moisture Separator Connector Nipple Lubricator

Description	Part No.
Filter/Moisture Separator*	CA-048360
Line Lubricator*	CA-048361
Pressure Regulator	CA-048362
Connector Nipple	CA-048363
Replacement Bowl for Separator and Lubricator	C-108182

*Maximum Rating 250 psi.

GREASE GUN

3 Ounce Capacity
Uses Molybased Clutch Grease
(Part Number 8940158456) 14 oz.

C098689

AIR TOOL LUBRICANTS

QUICK-CHANGE COUPLERS



NOTE: Numbers in parentheses indicate mfg. identification stamped on couplers.

Coupler Size	CFM*	Thread Size In.	Coupler Body FPT	Nipple FPT	Nipple MPT
1/4"	31	1/4"	CA-046300 (13)	CA-046301 (3c)	CA-046302 (2c)
3/8"	70	1/4"	CA-047300 (15c)	CA-047302 (1e)	CA-047303 (0e)
3/8"	70	3/8"	CA-047301 (15)	CA-047304 (3e)	CA-047305 (2e)
1/2"	125	3/8"	CA-049300 (17e)	CA-049302 (1f)	CA-049303 (0f)
1/2"	125	1/2"	CA-049301 (17)	CA-049304 (3f)	CA-049305 (2f)

*Recommended working CFM - 30% of maximum flow (ASME power test)

AIR FLOW REGULATORS

CP711, CP714, CP717 ECONOMY FLOW REGULATOR



LC-121737

- Attaches to all air tools with 1/4" NPTF air inlet thread size
- Provides quick regulation of air flow

CP711, CP714, CP715, CP717 HEAVY-DUTY FLOW REGULATOR



CA-085203

- Very fine control over entire range
- Corrosion resistant bronze construction 1/4" NPTF.
- Positive jaw lock prevents vibration-induced

HOSE WHIPS MALE ENDS



Always use a hose whip between the tool and the air supply hose. It provides safety and longer tool air inlet life.

**Maximum Rating 250 psi.*

Hose Dia. in	Thread Size in.	Hose Lgth. ft. (cm)	Part No.
1/4	1/4	6 (183)	CA-046270
3/8	1/4	2 (61)	CA-047270
3/8	1/4	6 (183)	CA-047271
1/2	3/8	3 (91.5)	CA-049271
1/2	1/2	2 (61)	CA-049270

COMPANY NAME	ADDRESS	CITY	STATE	ZIP	TELEPHONE	FAX
ALABAMA JACK CO	1140 5TH AVENUE N.	BIRMINGHAM	AL	35203	(205) 251-8156	(205) 323-4367
ARIZONA AIR TOOL	1314 E. PRINCESS DRIVE	TEMPE	AZ	85281	(480) 968-8559	(480) 968-4276
MECHANICS TOOL SERVICE	1301 E. APACHE PARK PLACE	TUCSON	AZ	85714	(520) 889-8484	(520) 889-6668
CAL-WELD SUPPLY	2701 E. JENSEN	FRESNO	CA	93706	(559) 445-0131	(559) 445-0744
KIMMERLE BROS.	12060 E. FLORENCE AVE.	SANTA FE SPRGS	CA	90670	(562) 946-6771	(562) 944-3473
KIMMERLE BROS.	226 11TH STREET	SAN FRANCISCO	CA	94103	(415) 431-1163	(415) 431-1693
QUALITY AIR TOOL	10734 KENNEY ST, SUITE C	SAN TEE	CA	92071	(619) 258-5817	(619) 258-8982
JACK X-CHANGE	1609 N. ORANGETHORPE WAY	ANAHEIM	CA	92801	(714) 871-4966	(714) 871-4591
A PRO TOOL INC	1950 W. 13TH AVENUE, UNIT 2	DENVER	CO	80204	(303) 623-3743	(303) 623-7422
INDUSTRIAL HYDRAULIC SERV	165 DODGE AVENUE	STRATFORD	CT	06497	(740) 378-0030	(740) 375-9625
AIR/ELECTRIC TOOL & EQUIP	7840 NW 58TH STREET	MIAMI	FL	33166	(305) 593-5040	(305) 593-1809
NATIONAL TOOL SUPPLY CO	5725 HOLLANDALE BEACH BVD	HOLLYWOOD	FL	33023	(954)963-7222	(954) 987-1204
NESTOR PRECISION TOOL	7337 BRYAN DIARY ROAD	LARGO	FL	33777	(727-544-6114	(727) 544-6211
TOOL SHACK	226 EDGEWOOD AVENUE S	JACKSONVILLE	FL	32254	(904) 387-1466	(904) 384-8120
TOOL SERVICE CO INC.	249 ALEXANDER STREET NW	ATLANTA	GA	30313	(404) 524-4249	(404) 688-6354
LARSENS TOOL REPAIR	2126-B ELUWENE STREET	HONOLULU	HI	96819	(808) 847-0038	(808) 847-1612
NESTOR PRECISION TOOL	7420 UNIVERSITY BLVD	DES MOINES	IA	50325	1-800-247-4058	(515)-274-3725
BOISE TOOL REPAIR	121 EAST 44th ST, Suite C	BOISE	ID	83714	(208) 323-9931	(208) 323-9942
ILLINOIS TOOL SERVICE	1485 UNIT J LANDMEIER RD	ELK GROVE VIL	IL	60007	(847) 228-1902	(847) 228-1913
J-R HYDRAULIC SVC INC.	3616 S. ARCHER AVENUE	CHICAGO	IL	60609	(773) 247-6107	(773) 247-8681
GILLE CO. INC.	1146 W. WEST STREET	INDIANAPOLIS	IN	46225	(317) 638-0441	(317) 632-3956
SMILEYS AIR TOOL INC.	4552 POPLAR LEVEL ROAD	LOUISVILLE	KY	40213	(502) 966-3433	(502) 966-3910
BEERMAN PRECISION INC	4206 HOWARD AVENUE	NEW ORLEANS	LA	70125	(504) 486-9391	(504) 486-7482
GEZON TOOL SERVICE INC.	322 RUMSEY SW	GRAND RAPIDS	MI	49503	(616) 451-2725	(616) 451-2728
H & P TECHNOLOGIES INC	21251 RYAN ROAD	WARREN	MI	48091	(586) 758-1000	(586) 758-0589
K TOOL REPAIR	31111 WIXOM ROAD	WIXOM	MI	48393	(248) 669-5000	(248) 669-5015
RENU POWER TOOL & SUPPLY	20163 JOHN R STREET	DETROIT	MI	48203	(313) 366-1570	(313) 366-1728
DELEGARD TOOL REPAIR	9141 LYNDAL AVE SOUTH	BLOOMINGTON	MN	55420	(952) 881-8683	(952) 881-6656
TOOL WAREHOUSE S/C	3410 E. 42TH STREET	MINNEAPOLIS	MN	55406	(612) 722-4260	(612) 722-3415
TOOL WAREHOUSE S/C	9 LINCOLN AVENUE SE	ST. CLOUD	MN	56304	(320) 253-0255	(320) 253-5905
AUTHORIZED EQUIP CO	3200 CHATEAU AVENUE	ST. LOUIS	MO	63103	(314) 772-8024	(314) 772-8026
CLARK'S TOOL	815 SOUTHWEST US HWY 40	BLUE SPRINGS	MO	64015	(816) 228-9885	(816) 228-2062
HEATH SALES AND SERVICE	518 EAST 16TH STREET	KANSAS CITY	MO	64108	(816) 421-3331	(816) 421-3770
M & W HYDRAULIC SERVICE	4626 VAN WINKLE PARK DR	JACKSON	MS	39209	(601) 922-4418	(601) 922-4424
C & A TOOL SERVICE	1165 COMMERCIAL AVENUE	CHARLOTTE	NC	28205	(704) 333-6186	(704) 333-3963
TOOL & EQUIPMENT SUPPLY	807 HUFFMAN STREET	GREENSBORO	NC	27415	(336) 275-6124	(336) 275-4565
TOOL WAREHOUSE S/C	127 WEST MAIN ST	WEST FARGO	ND	58078	(701) 282-6151	(701) 282-6083



COMPANY NAME	ADDRESS	CITY	STATE	ZIP	TELEPHONE	FAX
THACKER ELECTRIC INC	8517 I STREET	OMAHA	NE	68127	(402) 592-9433	(402) 592-3768
ADM TOOL SERVICE	91 MAPLE STREET	MANCHESTER	NH	03103	(603) 623-8724	(603) 623-2975
BERGEN PNEUMATIC TOOL	323 HUDSON STREET	HACKENSACK	NJ	07601	(201) 488-2606	(201) 488-7592
MARTIN SAW & TOOL CLINIC	3310 STANFORD NE	ALBUQUERQUE	NM	87107	(505) 888-1675	(505) 888-1734
DISCOUNT TOOL REPAIR	3433 LOSEE ROAD, SUITE 1	NORTH LAS VEGAS	NV	89030	(702) 657-6570	(702) 657-8022
ACE HYD. SERV. INC (ACADEMY)	6720 VIP PKWY	SYRACUSE	NY	13211	(315) 454-8989	(315) 455-9522
AIR TOOL REPAIR	160 HOLTZ DRIVE	CHEEKTOWAGA	NY	14225	(716) 631-3010	(716) 634-5520
FIVE BORO PNEU-TRONICS	798 EAST 43RD STREET	BROOKLYN	NY	11210	(718) 338-8911	(718) 338-8914
UNITED RICHTER ELECTRIC	106 MICHIGAN AVENUE	BUFFALO	NY	14204	(716) 855-1945	(716) 852-2589
CENTRAL OHIO POWER TOOL	1042 DUBLIN ROAD	COLUMBUS	OH	43215	(614) 481-2111	(614) 481-2112
KEE TOOL INC.	1120 STRAIGHT STREET	CINCINNATI	OH	45214	(513) 542-4800	(513) 542-6715
POWER TOOL REPAIR	891 MOE DRIVE SUITE H	AKRON	OH	44310	(330) 630-0022	(330) 761-6133
TRI-COUNTY PWR TOOL REPAIR	4597 PEARL RD.	CLEVELAND	OH	44109	(216)398-6120	
HYDRAULIC EQUIPMENT CO	515 S. BROADWAY	OKLAHOMA CITY	OK	73109	(405) 235-3318	(405) 235-3318
CHAS H DAY CO INC	602 SE 11TH AVENUE	PORTLAND	OR	97214	(503) 232-1659	(503) 232-9821
C & E PNEUMATIC SERVICE	301 POPLAR STREET	HANOVER	PA	17331	(717) 632-4261	(717) 632-6582
DRIVE KORE REPAIR	101 WESLEY DRIVE	MECHANICSBURG	PA	17055	(717) 766-7636	(717) 795-1256
MACS JACK & EQUIP SERVICE	121 PUTNAM STREET	PITTSBURGH	PA	15206	(412) 361-1555	(412) 361-2855
TRI-POWER SALES & SERVICE	64 MINNESOTA AVENUE	WARWICK	RI	02888	(401) 732-3390	(401) 732-3930
AUTHORIZED EQUIP SERVICE	812 POLK AVENUE	MEMPHIS	TN	38126	(901) 774-0850	(901) 942-9487
POWER TOOL SERVICE	1106 ELM HILL PIKE	NASHVILLE	TN	37210	(615) 255-8227	(615) 254-8229
DELEGARD TOOL	4900 CAMPBELL ROAD	HOUSTON	TX	77041	(713) 688-4280	(713) 688-4398
HYDRAULIC EQUIP SERVICE	328 BUDDY HOLLY AVE	LUBBOCK	TX	79401	(806) 763-7621	(806) 763-4209
POWER TOOL SERVICE	3718 POLK AVENUE	HOUSTON	TX	77003	(800) 327-2156	(713) 228-0619
RELIABLE TOOL SERVICE	2360 E. GRAWYLER	IRVING	TX	75061	(972) 871-1945	(972) 870-0341
WESBROOKS A-1 EQUIPMENT	2012 SHEPPARD ACCESS RD	WICHITA FALLS	TX	76306	(940) 723-5671	(940) 723-4190
M & M TOOL & MACHINERY	1773 S 300 WEST	SALT LAKE CITY	UT	84115	(801) 485-8200	(801) 485-4288
HYDRAULIC SERVICE	3215 VICTORY BLVD	PORTSMOUTH	VA	23702	(757) 487-2513	(757) 487-4981
MOORES JACK & EQUIP SERV.	2403 LOMBARDY STREET	RICHMOND	VA	23220	(804) 321-6623	(804) 321-8559
STULTZ MACHINE & MFG. CO.	1546 BROWNLEE AVENUE	ROANOKE	VA	24014	(540) 981-9359	(540) 981-1901
AIR ELECTRIC TOOLS & SERV. CO.	5603 East 3rd Ave	SPOKANE	WA	99212	(509) 534-3698	(509) 534-3752
NORTHWEST SALES GROUP	5718 FIRST AVENUE SOUTH	SEATTLE	WA	98108	(206) 762-5111	(206) 762-5546
UNIVERSAL REPAIR SHOP	1611 BOYLSTON AVENUE	SEATTLE	WA	98122	(206) 322-2726	(206) 322-2126
POWER TOOL SERVICE CO	300 N WEBSTER AVENUE	GREEN BAY	WI	54305	(920) 437-2594	(920) 432-0726
PROFESSIONAL TOOL CTR	2236 S. 116TH STREET	WEST ALLIS	WI	53227	(414) 321-1234	(414) 321-2524
AIR-TECH TOOL SERVICE	325 CITY AVENUE	BECKLEY	WV	25801	(304) 253-6799	(304) 253-7706



COMPANY NAME	ADDRESS	CITY	PROV.	ZIP	TELEPHONE	FAX
ACCURATE TOOL & REPAIRS	3660 18TH AVE	PRINCE GEORGE	BC	V2N1A9	(250) 562-8833	(250) 563-7026
MALCOM CAMPBELL	103-1285 MCGILL RD	KAMLOOPS	BC	V2C6K7	(250) 828-2515	(250) 828-2513
PRO-TOOL	109-3070 NORLAND AVE	BURNABY	BC	USB-3A6	(604) 299-6664	(604) 299-6694
ABA TOOL REPAIR	4458 MONTREAL ST	KINGSTON	ON	K7K3H4	(613) 547-8777	(613) 547-8777
ACCUTOOL SERVICE CTR	483 MADISON ST	WINNIPEG	MB	R3J1J2	(204) 772-6523	(204) 772-6597
DIVERSIFIED POWER	379 OAKDALE RD	DOWNSVIEW	ON	M3N1W7	(416) 741-5467	(416) 741-4756
H.T. PNEUMATIC REBUILD.	22 GOODMARK PL. UNIT 8	TORONTO	ON	M9W6R2	(416) 407-5739	(416) 213-9357
MASLACK SERVICE CENTRE	3175 THE KINGSWAY	SUDBURY	ON	P3B2G5	(705) 566-1270 EXT 257	(705) 525-2161
MOORE TOOL & MOTOR	960 ELIAS ST. # 2	LONDON	ON	N5W3P4	(519) 679-6326	(519) 679-6326
PORCUPINE AIR TOOLS	51 SMITH ST BOX 1174	SOUTH PORCUPINE	ON	P0N1H0	(705) 235-8950	(705) 235-5228
THUNDER BAY COMPRESS.	1135-D RUSSELL ST	THUNDER BAY	ON	P7B5M6	(807) 623-7332	(807) 623-9492
TOOL WORLD	171 COLE AVE.	WINNIPEG	MB	R2L2C5	(204) 777-7372	(204) 777-7575
CENTRE DE REPARATION	1241 RUE MANIC	CHICOUTIMI	PQ	G7K1R1	(418) 549-9914	(418) 549-0991
CLAUDE MAHEUX PNEUMATIQUE	35 DE LA SAPINIÈRE	HULL	PQ	J9A2W9	(819) 595-9284	(819) 773-3096
CLINIQUE D'OUTILLAGE MP	3075 BLV HAMEL - SUITE 107	QUEBEC	PQ	G1P4C6	(418) 877-3371	(418) 877-3958
ISS INSTRUMENT SALES & SERVICE	2185 HAMPTON AVE	MONTREAL	PQ	H4A2K5	(514) 481-8111	(514) 482-1640
SERVICE D'OUTILS FGL	1617 AUTOROUTE 440	LAVAL	PQ	H7L3W3	(450) 682-7979	(450) 682-8982
ACE PNEUMATIC	16847-110TH AVENUE	EDMONTON	AB	T5P1G8	(780) 489-6447	(780) 489-6525
ALL TOOL REPAIRS	3100-12TH AVENUE	REGINA	SK	S4T1J7	(306) 352-1756	(306) 525-4794
COMPLETE POWER TOOL SERVICES	Bay 9, 7139-40th St. S.E.	CALGARY	AB	T2C2H7	(403) 720-0445	(403) 720-0446