



Connectors > Rectangular Connectors > Rectangular Connector Hoods & Bases



Hood & Base Connector Product Type: **Base Housing**

Cable Entry Location: **Side**

Hood & Base Locking Device Type: **Locking**

Sealable: **Yes**

Circuit Application: **Power & Signal**

Features

Product Type Features

Product Size	6
Hood & Base Connector Product Type	Base Housing
Sealable	Yes

Body Features

Material	Die Cast Aluminum
Cable Entry Location	Side

Mechanical Attachment

Locking Device Location	Housing
Screw & Hole Thread Size	2PG16
Hood & Base Locking Device Type	Locking

Dimensions

Height	54 mm
Length	94 mm

Usage Conditions

Corrosion Protected	Yes
---------------------	-----

Operation/Application

Circuit Application	Power & Signal
---------------------	----------------

Packaging Features



Packaging Method	Box
------------------	-----

Product Compliance

[For compliance documentation, visit the product page on TE.com>](#)

EU RoHS Directive 2011/65/EU	Compliant with Exemptions
EU ELV Directive 2000/53/EC	Compliant with Exemptions
China RoHS 2 Directive MIIT Order No 32, 2016	Restricted Materials Above Threshold
EU REACH Regulation (EC) No. 1907/2006	Current ECHA Candidate List: JAN 2021 (211) Candidate List Declared Against: JAN 2021 (211) SVHC > Threshold: Pb (.35% in Component) Article Safe Usage Statements: Do not eat, drink or smoke when using this product. Wash thoroughly after handling. Recycle if possible and dispose of the article by following all applicable governmental regulations relevant to your geographic location.
Halogen Content	Not Yet Reviewed for halogen content
Solder Process Capability	Not reviewed for solder process capability

Product Compliance Disclaimer

This information is provided based on reasonable inquiry of our suppliers and represents our current actual knowledge based on the information they provided. This information is subject to change. The part numbers that TE has identified as EU RoHS compliant have a maximum concentration of 0.1% by weight in homogenous materials for lead, hexavalent chromium, mercury, PBB, PBDE, DBP, BBP, DEHP, DIBP, and 0.01% for cadmium, or qualify for an exemption to these limits as defined in the Annexes of Directive 2011/65/EU (RoHS2). Finished electrical and electronic equipment products will be CE marked as required by Directive 2011/65/EU. Components may not be CE marked. Additionally, the part numbers that TE has identified as EU ELV compliant have a maximum concentration of 0.1% by weight in homogenous materials for lead, hexavalent chromium, and mercury, and 0.01% for cadmium, or qualify for an exemption to these limits as defined in the Annexes of Directive 2000/53/EC (ELV). Regarding the REACH Regulation, the information TE provides on SVHC in articles for this part number is based on the latest European Chemicals Agency (ECHA) 'Guidance on requirements for substances in articles' posted at this URL: <https://echa.europa.eu/guidance-documents/guidance-on-reach>

Compatible Parts



TE Part # T1310100116-000
H10B-TS-RO-PG16



TE Part # T2040102201-000
HE-010-F



TE Part # T3609160101-000
DLX-16-MS

Also in the Series | [HDC IP65](#)

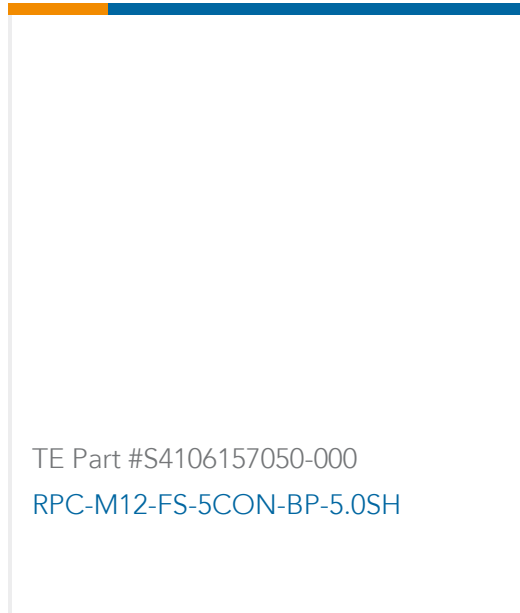


Rectangular Connector Hoods & Bases (1258)

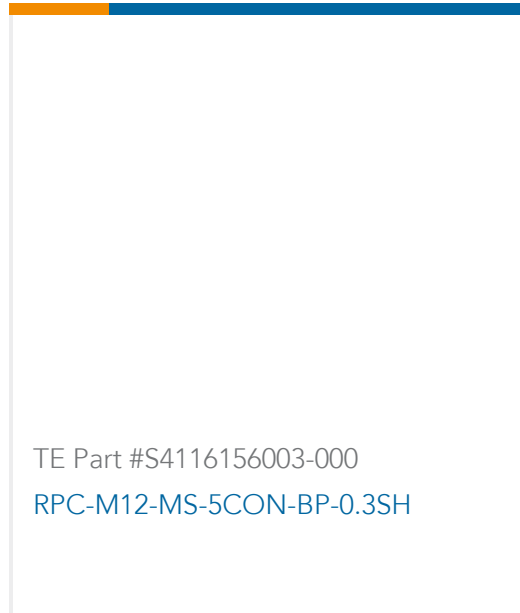
Customers Also Bought



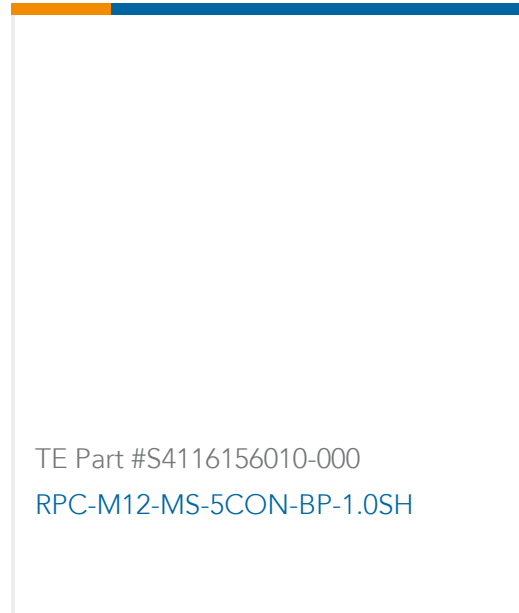
TE Part #T3609200122-000
DLX-20-MB



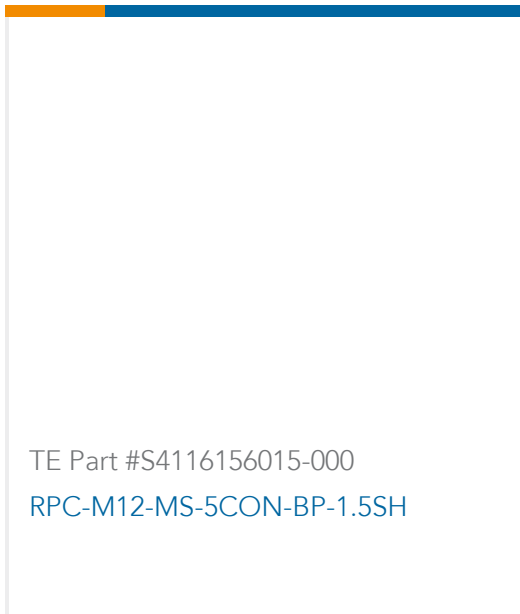
TE Part #S4106157050-000
RPC-M12-FS-5CON-BP-5.0SH



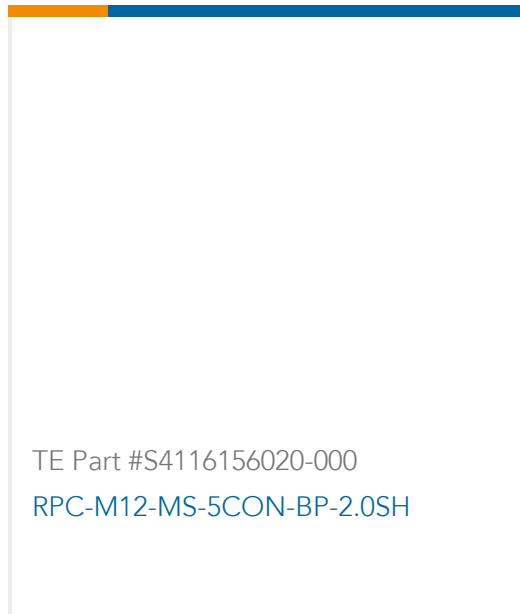
TE Part #S4116156003-000
RPC-M12-MS-5CON-BP-0.3SH



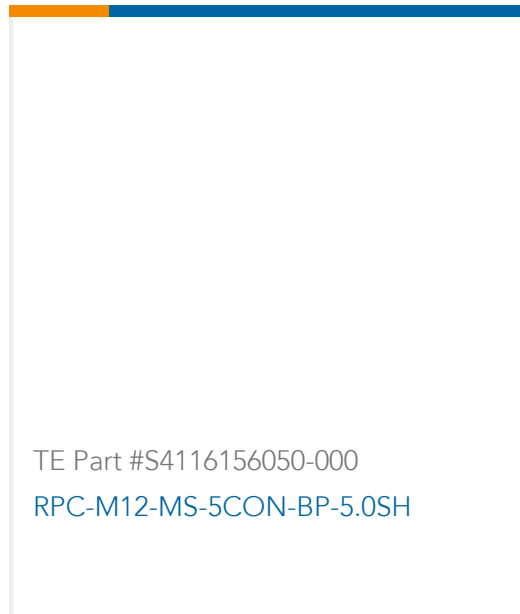
TE Part #S4116156010-000
RPC-M12-MS-5CON-BP-1.0SH



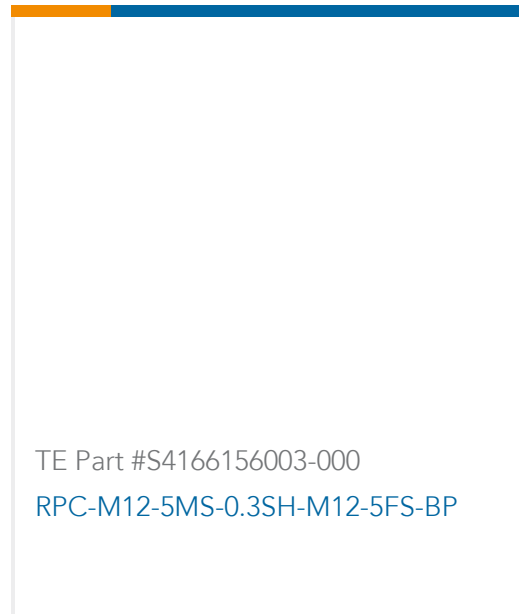
TE Part #S4116156015-000
RPC-M12-MS-5CON-BP-1.5SH



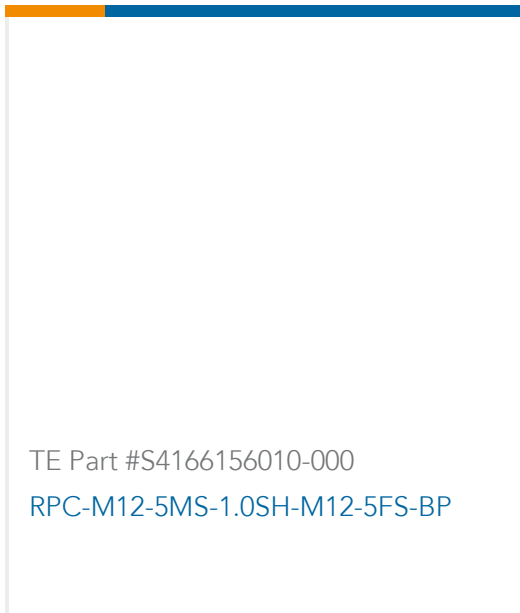
TE Part #S4116156020-000
RPC-M12-MS-5CON-BP-2.0SH



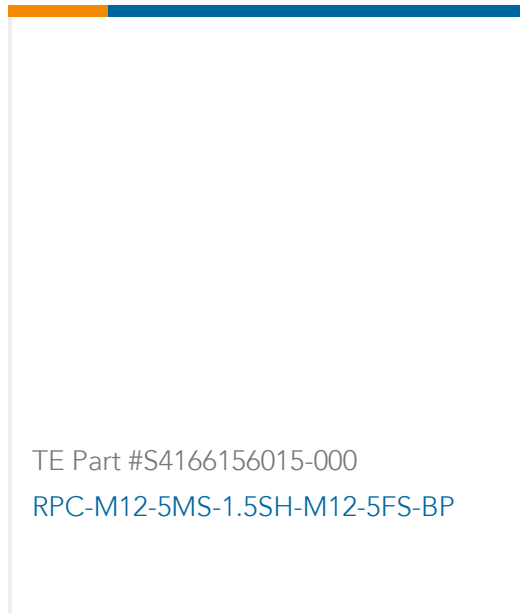
TE Part #S4116156050-000
RPC-M12-MS-5CON-BP-5.0SH



TE Part #S4166156003-000
RPC-M12-5MS-0.3SH-M12-5FS-BP



TE Part #S4166156010-000
RPC-M12-5MS-1.0SH-M12-5FS-BP



TE Part #S4166156015-000
RPC-M12-5MS-1.5SH-M12-5FS-BP

Documents

Product Drawings
[H10B-SDR-LB-2PG16](#)

English

CAD Files

[3D PDF](#)

3D

Customer View Model

[ENG_CVM_CVM_T1620103216-000_A.2d_dxf.zip](#)



English

Customer View Model

[ENG_CVM_CVM_T1620103216-000_A.3d_igs.zip](#)

English

Customer View Model

[ENG_CVM_CVM_T1620103216-000_A.3d_stp.zip](#)

English

By downloading the CAD file I accept and agree to the [Terms and Conditions](#) of use.

Datasheets & Catalog Pages

[Heavy Duty Connectors](#)

English

[HEAVY DUTY CONNECTORS](#)

English

Product Specifications

[Application Specification](#)

English