



Connectors > Rectangular Connectors > Rectangular Connector Hoods & Bases



Hood & Base Connector Product Type: **Hood**

Cable Entry Location: **Bottom**

Hood & Base Locking Device Type: **Locking**

Sealable: **Yes**

Circuit Application: **Power & Signal**

Features

Product Type Features

Product Size	4
Hood & Base Connector Product Type	Hood
Sealable	Yes

Body Features

Material	Die Cast Aluminum
Cable Entry Location	Bottom

Mechanical Attachment

Locking Device Location	Hood
Screw & Hole Thread Size	PG29
Hood & Base Locking Device Type	Locking

Dimensions

Width	43 mm
Height	72 mm
Length	73 mm

Usage Conditions

Corrosion Protected	Yes
---------------------	-----

Operation/Application

Circuit Application	Power & Signal
---------------------	----------------



Packaging Features

Packaging Method	Box
------------------	-----

Product Compliance


For compliance documentation, visit the product page on TE.com>

EU RoHS Directive 2011/65/EU	Compliant
EU ELV Directive 2000/53/EC	Compliant
China RoHS 2 Directive MIIT Order No 32, 2016	No Restricted Materials Above Threshold
EU REACH Regulation (EC) No. 1907/2006	Current ECHA Candidate List: JAN 2021 (211) Candidate List Declared Against: JAN 2021 (211) Does not contain REACH SVHC
Halogen Content	Not Yet Reviewed for halogen content
Solder Process Capability	Not reviewed for solder process capability


Product Compliance Disclaimer

This information is provided based on reasonable inquiry of our suppliers and represents our current actual knowledge based on the information they provided. This information is subject to change. The part numbers that TE has identified as EU RoHS compliant have a maximum concentration of 0.1% by weight in homogenous materials for lead, hexavalent chromium, mercury, PBB, PBDE, DBP, BBP, DEHP, DIBP, and 0.01% for cadmium, or qualify for an exemption to these limits as defined in the Annexes of Directive 2011/65/EU (RoHS2). Finished electrical and electronic equipment products will be CE marked as required by Directive 2011/65/EU. Components may not be CE marked. Additionally, the part numbers that TE has identified as EU ELV compliant have a maximum concentration of 0.1% by weight in homogenous materials for lead, hexavalent chromium, and mercury, and 0.01% for cadmium, or qualify for an exemption to these limits as defined in the Annexes of Directive 2000/53/EC (ELV). Regarding the REACH Regulation, the information TE provides on SVHC in articles for this part number is based on the latest European Chemicals Agency (ECHA) 'Guidance on requirements for substances in articles' posted at this URL: <https://echa.europa.eu/guidance-documents/guidance-on-reach>


Compatible Parts




TE Part # T1410102000-000
H10B-AG



TE Part # T2040102101-000
HE-010-M



TE Part # T3609290101-000
DLX-29-MS



TE Part # T1750101129-000
H10B-TBFHS-PG29



Also in the Series | **HDC IP65**



Customers Also Bought





Documents

Product Drawings
H10B-TGH-PG29

English

CAD Files
3D PDF

3D

Customer View Model
ENG_CVM_CVM_T1240100129-000_A.2d_dxf.zip

English

Customer View Model
ENG_CVM_CVM_T1240100129-000_A.3d_igs.zip

English

Customer View Model
ENG_CVM_CVM_T1240100129-000_A.3d_stp.zip

English

By downloading the CAD file I accept and agree to the [Terms and Conditions](#) of use.

Datasheets & Catalog Pages
Heavy Duty Connectors

English

HEAVY DUTY CONNECTORS

English

Product Specifications
Application Specification

English