



Connectors > Terminal Blocks & Strips > Terminal Block & Strip Accessories > Terminal Block & Strip Conducting Accessories



Conducting Accessory Type: **Jumper Bar**

Number of Poles: **5**

PCB Mount Retention Type: **Screwless**

Primary Product Color: **Orange**

Product Spacing: **5.2 mm [.205 in]**

Features

Product Type Features

Conducting Accessory Type	Jumper Bar
---------------------------	------------

Configuration Features

Number of Poles	5
-----------------	---

Electrical Characteristics

Operating Voltage Rating (UL & CSA) (Max) - Main Circuit	600 V
Impulse Withstanding Voltage Rating (IEC)	8000 V
Voltage Rating (CSA)	600 V
Current Rating (CSA)	30 A
Power Loss	1 W
Dielectric Test Voltage	2200 V
Short-Time Withstanding Current Rating @ 1s	480 A
Voltage Rating (IEC)	1000 V
Current Rating (UL)	30 A
Current Rating (IEC)	32 A

Body Features

Product Weight	3.5 g[.124 oz]
Plastic & Resin Material Type	Polyamide



Primary Product Color	Orange
-----------------------	--------

Contact Features

Contact Current Rating (Max)	32 A
------------------------------	------

Mechanical Attachment

PCB Mount Retention Type	Screwless
--------------------------	-----------

Dimensions

Product Depth	26.8 mm[1.055 in]
Product Width	5.2 mm[.205 in]
Product Height	23.8 mm[.937 in]
Product Spacing	5.2 mm[.205 in]

Usage Conditions

Storage Temperature Range	-55 – 110 °C[-67 – 230 °F]
Installation Temperature Range	-5 – 40 °C[23 – 104 °F]
Operating Temperature Range	-55 – 110 °C[-67 – 230 °F]

Industry Standards

IP Rating	IP20
-----------	------

Product Compliance

For compliance documentation, visit the product page on TE.com>

EU RoHS Directive 2011/65/EU	Compliant
EU ELV Directive 2000/53/EC	Compliant
China RoHS 2 Directive MIIT Order No 32, 2016	No Restricted Materials Above Threshold
EU REACH Regulation (EC) No. 1907/2006	Current ECHA Candidate List: JAN 2021 (211) Candidate List Declared Against: JAN 2021 (211) Does not contain REACH SVHC
Halogen Content	Not Yet Reviewed for halogen content
Solder Process Capability	Not reviewed for solder process capability




Product Compliance Disclaimer

This information is provided based on reasonable inquiry of our suppliers and represents our current actual knowledge based on the information they provided. This information is subject to change. The part numbers that TE has identified as EU RoHS compliant have a maximum concentration of 0.1% by weight in homogenous materials for lead, hexavalent chromium, mercury, PBB, PBDE, DBP, BBP, DEHP, DIBP, and 0.01% for cadmium, or qualify for an exemption to these limits as defined in the Annexes of Directive 2011/65/EU (RoHS2). Finished electrical and electronic equipment products will be CE marked as required by Directive 2011/65/EU. Components may not be CE marked. Additionally, the part



numbers that TE has identified as EU ELV compliant have a maximum concentration of 0.1% by weight in homogenous materials for lead, hexavalent chromium, and mercury, and 0.01% for cadmium, or qualify for an exemption to these limits as defined in the Annexes of Directive 2000/53/EC (ELV). Regarding the REACH Regulation, the information TE provides on SVHC in articles for this part number is based on the latest European Chemicals Agency (ECHA) ‘Guidance on requirements for substances in articles’ posted at this URL: <https://echa.europa.eu/guidance-documents/guidance-on-reach>

Compatible Parts

 <p>TE Part # 1SNK505010R0000 ZS4</p>	 <p>TE Part # 1SNK505020R0000 ZS4-BL</p>	 <p>TE Part # 1SNK505030R0000 ZS4-OR</p>	 <p>TE Part # 1SNK505060R0000 ZS4-YL</p>
 <p>TE Part # 1SNK505061R0000 ZS4-GN</p>	 <p>TE Part # 1SNK505062R0000 ZS4-RD</p>	 <p>TE Part # 1SNK505063R0000 ZS4-PR</p>	 <p>TE Part # 1SNK505064R0000 ZS4-BR</p>
 <p>TE Part # 1SNK505065R0000 ZS4-WH</p>	 <p>TE Part # 1SNK505066R0000 ZS4-BK</p>	 <p>TE Part # 1SNK505212R0000 ZS4-T3</p>	 <p>TE Part # 1SNK505315R0000 ZS4-D2-S</p>
 <p>TE Part # 1SNK705010R0000 ZK2.5</p>	 <p>TE Part # 1SNK705011R0000 ZK2.5-3P</p>	 <p>TE Part # 1SNK705012R0000 ZK2.5-4P</p>	 <p>TE Part # 1SNK705061R0000 ZK2.5-GN</p>



TE Part # 1SNK705062R0000
ZK2.5-RD



TE Part # 1SNK705065R0000
ZK2.5-WH



TE Part # 1SNK705066R0000
ZK2.5-BK



TE Part # 1SNK705210R0000
ZK2.5-D2

Customers Also Bought



TE Part # 1SNK149999R0000
MC512PA



TE Part # 1SNK505020R0000
ZS4-BL



TE Part # 1SNK505150R0000
ZS4-PE



TE Part # 1SNK505910R0000
ES4



TE Part # 1SNK705010R0000
ZK2.5



TE Part # 1SNK705012R0000
ZK2.5-4P



TE Part # 1SNK140011R0000
MC512PA 1->10 (x10) Horizontal



TE Part # 1SNK145011R0000
MC512PA 1->100 Horizontal



TE Part # 1SNA179726R0200
AJS9

Documents

CAD Files

3D PDF

3D

Customer View Model

ENG_CVM_CVM_1SNK905305R0000_A.2d_dxf.zip

English

Customer View Model

ENG_CVM_CVM_1SNK905305R0000_A.3d_igs.zip

English

1SNK905305R0000

Terminal Block & Strip Conducting Accessories, Jumper Bar, 5 Pole, Screwless Mount Retention, Orange, Product Spacing .205 in [5.2 mm]



Customer View Model

[ENG_CVM_CVM_1SNK905305R0000_A.3d_stp.zip](#)

English

By downloading the CAD file I accept and agree to the [Terms and Conditions](#) of use.

Datasheets & Catalog Pages

[ENTRELEC Terminal Block - Master Catalog](#)

English

[JB5-5](#)

English

[SNK SERIES TERMINAL BLOCKS](#)

English

[ENTRELEC Terminal Blocks Catalogue \(RUS\)](#)