



EBAC SERVICE CENTRES

Ebac Systems Inc.
106 John Jefferson Road
Suite 102
Williamsburg
VA23185 USA
Tel :- 757 229 3038
Fax :- 757 229 3321


Ebac France
Le Teryial
Rue des Promenades
59110 La Madeleine
France
Tel :- 20 14 51 80
Fax :- 20 14 51 90

Ebac Benelux
John De Wittstraat 39
3311 Kg Gordrecht
Holland
Tel :- 31 77 477 40 77
Fax :- 31 77 477 4071

Ebac Deutschland GmbH
Romerring 7
74821 Mosbach-Diedesheim
Germany
Tel :- +49 (0) 62 61 98 26 0
Fax :- +49 (0) 62 61 98 26 10

Charmex SA
Maresme 59-61
08019 Barcelona
Espana
Tel :- 34 32 66 47 47
Fax :- 34 33 08 06 42

PF400 OPERATING MANUAL



705 5523

Ebac Limited.

ST Helen Trading Estate, Bishop Auckland, Co. Durham. DL14 9AL.

Tel:- 44 (0)1388 605061 Fax :- 44 (0) 1388 609845

WWW :- <http://www.ebac.co.uk> Email :- comm_info@ebac.co.uk

PF400

EBAC PF400-THE POWER

Welcome to the PF400, the first heavy duty power ventilator to be designed and built specifically to hire industry standards. With its rugged construction and unique long-distance ducting capability, it's the ideal choice for the hire fleet manager.

BUILT TO LAST

Like all Ebac hire shop equipment, the PF400 is built to rigorous hire industry standards. Its robust, welded steel construction guarantees exceptionally rapid payback and many years of revenue generating service.

THE VERSATILE AIR MOVEMENT

Whatever the application, the Ebac PF400 has the capacity your customers need. Wherever adverse environmental conditions pose a threat to health, safety and efficiency, the PF400 ventilator can be used in one of three ways to improve the air quality:

EXTRACTION

In areas where fumes, dust or unpleasant smells prevail, the build-up can be a risk to health and safety. The Ebac PF400 has the power to extract huge amounts of contaminated air through its heavy duty, non-collapsible flexible ducting.

COOLING


Hot and humid conditions are uncomfortable and lead to reductions in workforce efficiency. By introducing a constant flow of fresh air, the PF400 ensures that even the hottest areas become cool and comfortable.

VENTILATION


Conditions in crowded or poorly ventilated rooms are unpleasant and unhealthy. A lack of oxygen in the air causes drowsiness, making operation of machinery dangerous. An Ebac PF400 can ensure a constant supply of fresh, oxygen-rich air.

TOTAL FLEXIBILITY


The PF400 is the most versatile air movement system available. It can be used as a stand alone fan for high capacity comfort cooling or in conjunction with a duct, to inject fresh air or extract contaminated air. By joining a series of ducts and fans together, the PF400 can be used to extract or replenish air over considerable distances.



COOLING



VENTILATION




EXTRACTION



LONG DISTANCE

Applications:

- Welding booths
- Factories
- Foundries
- Laboratories
- Roof spaces
- Joinery shops
- Marquees
- Ventilation in underground passageways, pipelines etc.
- Working with chemicals within enclosed areas



Specifications:

	Ebac PF400
Height (mm)	355
Width (mm)	363
Depth (mm)	350
Weight (kg)	19
Power (w)	550
Voltage	110
Airflow (m ³ /Hr)	3600
Static pressure (mm/wg)	40
Blade diameter (mm)	280
Finger guards	Yes
On/off control	Yes
Carrying handle	Yes
Duct length (m)	5
Duct diameter (mm)	310
Duct weight (kg)	5



Ebac Limited, St Helen Trading Estate, Bishop Auckland, Co. Durham DL14 9AL
Tel: 0388 605061 Fax: 0388 609845

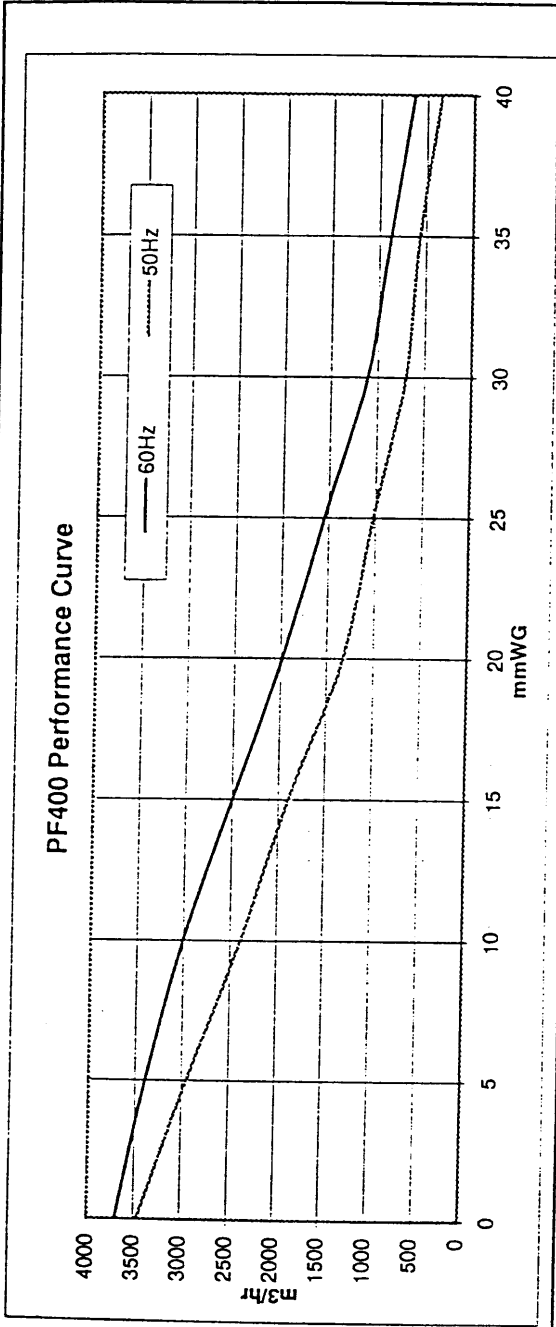
PF400 Specifications

- CE Approved
- Size - 355H X 363W X 350D
- Weight - 19kg
- Power 550W
- Voltage - 110V or 230V
- Airflow - 3600 m³/hr
- Static Pressure - 40mm/wg
- Fan Blade Dia - 280mm

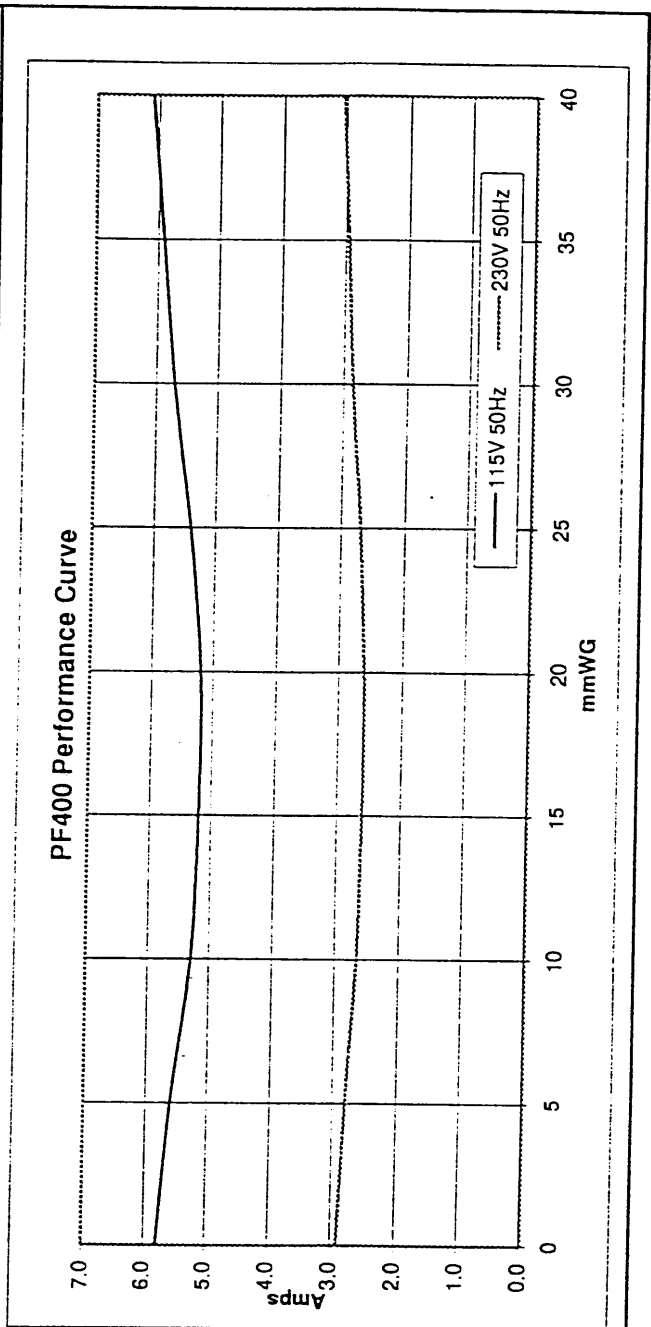
PF400 Safety Features

- Chrome Plated Finger Guards.
- Splash Proof Cover Fitted To ON/OFF Switch.
- Fitted Plug - (230V- Moulded)
- Strong Carrying Handle.
- Low Noise With Maximum Air Movement.
- Robust Epoxy Coated Zintec Steel Housing.

PF400 Performance Curves



mmWG	m3/hr	
	60Hz	50Hz
0	3700	3464
5	3394	2951
10	3007	2384
15	2501	1891
20	1984	1326
25	1550	1025
30	1112	706
35	883	570
40	643	348



mmWG	Amps	
	115V 50Hz	230V 50Hz
0	5.8	2.9
5	5.6	2.8
10	5.3	2.7
15	5.2	2.6
20	5.2	2.6
25	5.4	2.7
30	5.7	2.9
35	5.9	3.0
40	6.1	3.1

DECLARATION OF CONFORMITY 89/392/EEC, 89/336/EEC
DECLARACION DE CUMPLIMIENTO CON LA NORMA 89/392/EEC, 89/336/EEC
DICHIARAZIONE DI CONFORMITÀ 89/392/CEE, 89/336/EEC
VERKLARING VAN CONFORMITEIT 89/392/EEG, 89/336/EEC
DECLARATION DE CONFORMITE 89/392/CEE, 89/336/EEC
ÜBEREINSTIMMUNGS-ERKLÄRUNG 89/392/EEC, 89/336/EEC

Name of manufacturer or supplier
Nombre del fabricante o proveedor
Nome del produttore o fornitore
Naam van fabrikant of leverancier
Nom du fabricant ou du fournisseur
Name des Herstellers oder Lieferanten

EBAC LIMITED

Full postal address including country of origin
Dirección postal completa, incluido el país de origen
Indirizzo postale completo includendo paese d'origine
Volledig adres inclusief land van oorsprong
Adresse postale complète y compris le pays d'origine
Vollständige Postanschrift einschließlich Ursprungsland

ST HELEN TRADING ESTATE
BISHOP AUCKLAND
CO DURHAM
DL14 9AL. ENGLAND

Description of product
Descripción del Producto
Descrizione del prodotto
Beschrijving van produkt
Description du produit
Erzeugnisbeschreibung

POWER FAN

Name, type or model, batch or serial number
Nombre, tipo o modelo, número de lote o serie
Nome, tipo o modello, partita o numero di serie
Naam, type of model, partij- of serienummer
Nom, type ou modèle de série ou de lot
Name, Typ oder Modell, Posten- oder Seriennummer

PF400

Standards used, including number, title, Issue date and other relative documents
Normas usadas, incluido el número, título, fecha de emisión y otros documentos afines
Standard usati, includendo numero, titolo, data di emissione e altra documentazione relativa
Gebruikte normen, inclusief nummer, benaming, afgiftedatum en andere documenten die hierop betrekking hebben
Normes utilisées, y compris numéro, titre, date d'émission ainsi que toute autre documentation d'application
Angewandte Normen, einschließlich Nummer, Titel, Ausgabedatum sowie anderweitige diesbezügliche Unterlagen

EN 292:PT1, EN 292:PT2, EN 294, EN 60204-1,
EN 60204-2 pr EN 1050, pr EN 953, EN 50081-1.

Place of Issue
Lugar de Emisión
Località di Emissione
Plaats van afgifte
Lieu d'émission

EBAC LIMITED, ST HELEN TRADING ESTATE,
BISHOP AUCKLAND, CO DURHAM
DL14 9AL. ENGLAND

Name of authorised representative (Please print)
Nombre del representante autorizado (Mayúsculas)
Nome del rappresentante autorizzato (In stampatello)
Naam van geautoriseerde vertegenwoordiger (in drukletters)
Nom du représentant autorisé (en lettres majuscules)
Name der/des Bevollmächtigten (in Druckschrift)

J C LAVERICK

Position of authorised representative
Cargo del representante autorizado
Posizione del rappresentante autorizzato
Functie van geautoriseerde vertegenwoordiger
Situation du représentant autorisé
Stellung der/des Bevollmächtigten

TECHNICAL DIRECTOR

Full postal address if different from manufacturers
Dirección postal completa si es diferente de la del fabricante
Indirizzo postale completo se diverso da quello del produttore
Volledig adres indien dit verschilt van fabrikant
Adresse postale complète (quand elle est autre que celle du fabricant)
Vollständige Postanschrift, falls von Herstelleranschrift abweichend

N/A

Declaration

I declare that as the authorised representative, the above information in relation to the supply/manufacture of this product, is in conformity with the stated standards and other related documents following the provisions of (89/392/EEC) Directives.

(89/336/EEC)

Declaración

Como representante autorizado, declaro que la información anterior relacionada con el suministro/fabricación de este producto, cumple con las normas establecidas y otros documentos afines, conforme a las disposiciones de las Directrices (89/392/EEC).

(89/336/EEC)

Dichiarazione

Dichiaro, in qualità di rappresentante autorizzato, che le informazioni di cui sopra riguardanti la fornitura/produzione di questo prodotto sono conformi agli standard indicati e ad altra relativa documentazione in base alle norme delle Direttive (89/392/CEE).

(89/336/EEC)

Verklaring

Ik verklaar, als de geautoriseerde vertegenwoordiger, dat bovengenoemde informatie in verband met de levering/fabricage van dit produkt, conform is aan de vermelde normen en andere documenten die hierop betrekking hebben, volgens de bepalingen van de (89/392/EEG) richtlijnen.

(89/336/EEC)

Déclaration


Je, soussigné, atteste par la présente, et en vertu de ma capacité autorisée, que les données fournies ci-dessus concernant la fourniture/fabrication de ce produit, répondent aux exigences des normes précisées et de toute autre documentation associée conformément aux dispositions des Directives (89/392/CEE).

(89/336/EEC)

Erklärung

Ich erkläre als hierzu Bevollmächtigte(r), daß obige Auskünfte in bezug auf die Lieferung/Herstellung dieses Erzeugnisses in Übereinstimmung mit den angegebenen Normen sowie anderweitigen diesbezüglichen Unterlagen entsprechend den Richtlinien (89/392/EEC) gegeben wurden.

(89/336/EEC)



25 / 2 / 97

Thank you for purchasing an Ebac PF400.

INTRODUCTION

This user manual tells you how to operate the PF400. Please read thoroughly before operating the unit. If you have any questions please contact our Customer Services Department at the address shown at the back of this section or phone 01388 602751.

IMPORTANT

Your PF400 is packed in a plastic wrapping - please ensure that it is disposed of safely and where it will not be a danger to small children.

UNPACKING

Carefully remove the unit from its transit box and wrapping, and visually check for any signs of transit damage. If there are any signs of damage DO NOT attempt to operate the unit, call your supplier for advice. Retain the packaging for further use, or dispose of it considerably.

GENERAL

The PF400 should only be operated in the horizontal position and with the unit standing on a firm, level floor. A flexible duct can be attached to either the inlet or outlet in order to transport the air over longer distances.

Connection to the PF400 is done by using the quick release "Belted Cuff", unique to the Ebac PF400 Ventilator. Connect the power cord to a suitable supply and the unit is ready for operation.

SWITCHING ON

The PF400 ON/OFF switch is located on the inside of the rear foot. To start the unit, depress the switch. Since the PF400 has a considerable high suction power, always ensure that the inlet grille is kept free of any obstruction during operation.

SWITCHING OFF

Set the ON/OFF switch to the OFF position. Turn off the power and disconnect.

ELECTRICAL CONNECTIONS

- WARNING -

THIS APPLIANCE MUST BE EARTHED

IMPORTANT - The wires in the mains lead are coloured in accordance with the following code :-

GREEN & YELLOW ----- EARTH
BLUE ----- NEUTRAL
BROWN ----- LIVE

As the colours of the wires in the mains lead of this appliance may not correspond with the coloured markings identifying the terminals in your own plug, proceed as follows.

The wire which is coloured Green and Yellow must be connected to the terminal marked E or by the Earth Symbol or coloured Green or Green and Yellow. The wire which is coloured Blue must be connected to the terminal in the plug which is marked with the letters N or coloured Black. The wire which is coloured Brown must be connected to the terminal which is marked with the letter L or coloured Red.

You must safely dispose of the non rewirable plug once it has been removed from the flexible cord. It is dangerous to attempt to insert the plug into any electrical socket.

CHANGING THE FUSE

Only 13 amp fuses that are ASTA approved to BS1362 should be used.

NON REWIREABLE PLUGS

The fuse cover must be refitted after replacement of the fuse

SERVICE

This machine should be serviced by qualified Ebac personnel or other persons having technical competence in servicing refrigeration equipment following the instructions in the Ebac Service Manual.

SPARES

Full spare parts listings and Ebac Service Manuals are available upon request by contacting one of the Ebac Service Centres listed in this manual.

SAFETY

- WARNING -

THIS FAN IS NOT FLAMEPROOF.

- DO NOT USE THIS UNIT IN AN ENVIRONMENT FOR THE EXTRACTION OF FLAMMABLE FUMES.
- DO NOT USE THE UNIT IF THE CABINET OR POWER CORD IS DAMAGED.
- DO NOT INSERT OBJECTS INTO ANY OF THE GRILLES ON THE MACHINE.
- DO NOT COVER OR OBSTRUCT AIRFLOW FROM THE GRILLES.
- DO NOT OPERATE THE UNIT WITH THE COVERS REMOVED.
- DO NOT ATTEMPT ANY REPAIRS SHOULD THE UNIT FAIL TO OPERATE.
- DO NOT STAND ON THE UNIT.
- DO CHECK THE PLUG ON THE EQUIPMENT MATCHES THE SUPPLY.
- DO USE THIS UNIT FOR THE PURPOSE FOR WHICH IT WAS DESIGNED.
- DO ENSURE THE POWER CORD AND SUPPLY IS EARTHED CORRECTLY.
- DO USE A RESIDUAL CURRENT DEVICE "RCD" WHERE POSSIBLE.

TECHNICAL SPECIFICATION

	1092630	1092640
Height	355	355
Width	363	363
Depth	350	350
Weight	19	19
Power	550	550
Voltage	110	230
Airflow	3600	3600
Static Pressure	40	40
Fan Blade Dia	280	280
Noise Level	< 70	< 70
		m3/hr
		mm/wvg
		mm
		dba

Finish : Epoxy Coated Zintec Steel.

Mobility : Light Construction - Static Use Only.

CONTACTING EBAC CUSTOMER SERVICES

If you have any further queries please contact the Ebac Customer Services Department on 01388 602751 and have the following information at hand :-

- Part Number and Serial Number of the machine (located on the rating plate at the front of the machine)
- Full name and address where your machine was purchased.