

2-111623-6 ✓ ACTIVE

AMP-LATCH

TE Internal #: 2-111623-6

Ribbon Cable Connectors, Wire-to-Board, 50 Position, 2mm [.079in]

Centerline, Insulation Displacement Crimp (IDC), Row-to-Row

Spacing 2 mm [.1 in]

[View on TE.com >](#)



Connectors > PCB Connectors > Wire-to-Board Connectors > FFC, FPC & Ribbon Connectors > Ribbon Cable Connectors



Connector System: **Wire-to-Board**

Number of Positions: **50**

Centerline (Pitch): **2 mm [.079 in]**

Termination Method to Wire & Cable: **Insulation Displacement Crimp (IDC)**

Row-to-Row Spacing: **2 mm [.1 in]**

Features

Product Type Features

Connector Type	Connector Assembly
Connector Product Type	Connector Assembly
Connector System	Wire-to-Board
Connector & Housing Type	Receptacle
Connector & Contact Terminates To	Wire & Cable

Configuration Features

Compatible With Wire & Cable Type	Ribbon Cable
Number of Positions	50
Number of Rows	2

Electrical Characteristics

UL Voltage Rating	125 VAC
Insulation Resistance	5000 MΩ
Operating Voltage	125 VAC

Body Features



Daisy Chain	Without
Connector Profile	Low

Contact Features

Mating Square Post Dimension	.5 mm[.02 in]
Mating Pin Diameter	.5 mm[.02 in]
Contact Type	Socket
Wire Contact Termination Area Plating Material Thickness	.127 μ m[5 μ in]
Wire Contact Termination Area Plating Material	Gold
Contact Mating Area Plating Material Thickness	.76 μ m[29.92 μ in]
Contact Shape & Form	Single Beam
PCB Contact Termination Area Plating Material	Tin-Lead
Contact Base Material	Phosphor Bronze
Contact Current Rating (Max)	.5 A

Termination Features

Termination Method to Wire & Cable	Insulation Displacement Crimp (IDC)
------------------------------------	-------------------------------------

Mechanical Attachment

Mating Alignment	With
PCB Mount Alignment	With
Panel Mount Feature	Without
Mating Alignment Type	Polarization
Mating Retention	With
Mating Retention Type	Ejection Latch
Connector Mounting Type	Cable Mount (Free-Hanging)

Housing Features

Housing Material	Polyester
Housing Color	Black
Centerline (Pitch)	2 mm[.079 in]

Dimensions

Connector Length	55.17 mm[2.172 in]
Connector Height	8.48 mm[.334 in]
Connector Width	5.58 mm[.22 in]
Wire Size	.08 mm ²



Accepts Wire Insulation Diameter Range	.71 – .87 mm [.028 – .034 in]
--	-------------------------------

Row-to-Row Spacing	2 mm [.1 in]
--------------------	--------------

Usage Conditions

Operating Temperature Range	-65 – 105 °C [-85 – 221 °F]
-----------------------------	-----------------------------

Operation/Application

Circuit Application	Signal
---------------------	--------

Industry Standards

CSA File Number	LR 7189
-----------------	---------

UL Rating	Recognized
-----------	------------

UL File Number	E28476
----------------	--------

Agency/Standard	CSA, UL
-----------------	---------

UL Flammability Rating	UL 94V-0
------------------------	----------

Packaging Features

Packaging Quantity	60
--------------------	----

Packaging Method	Box & Tray, Tray
------------------	------------------

Product Compliance

[For compliance documentation, visit the product page on TE.com>](#)

EU RoHS Directive 2011/65/EU	Compliant
------------------------------	-----------

EU ELV Directive 2000/53/EC	Compliant
-----------------------------	-----------

China RoHS 2 Directive MIIT Order No 32, 2016	No Restricted Materials Above Threshold
---	---

EU REACH Regulation (EC) No. 1907/2006	Current ECHA Candidate List: JUL 2021 (219) Candidate List Declared Against: JAN 2021 (211) SVHC > Threshold: Not Yet Reviewed
--	---

Halogen Content	Not Low Halogen - contains Br or Cl > 900 ppm.
-----------------	--



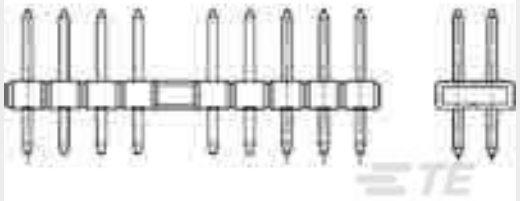

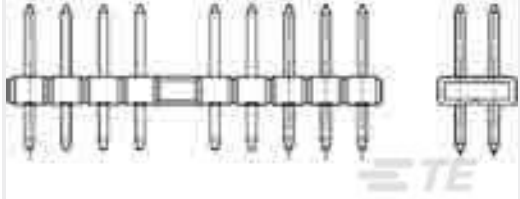


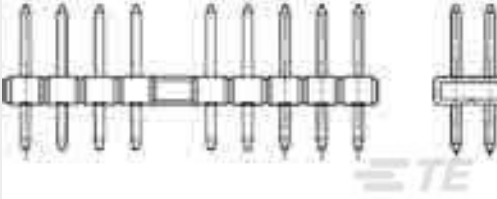
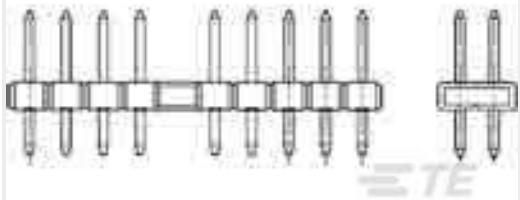
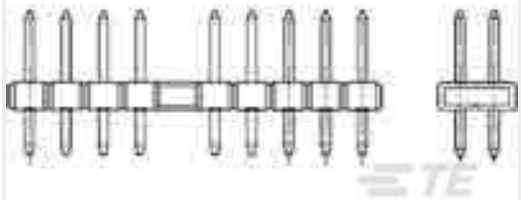
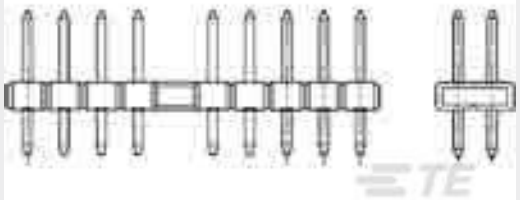
Solder Process Capability	Not applicable for solder process capability
---------------------------	--

Product Compliance Disclaimer

This information is provided based on reasonable inquiry of our suppliers and represents our current actual knowledge based on the information they provided. This information is subject to change. The part numbers that TE has identified as EU RoHS compliant have a maximum concentration of 0.1% by weight in homogenous materials for lead, hexavalent chromium, mercury, PBB, PBDE, DBP, BBP, DEHP, DIBP, and 0.01% for cadmium, or qualify for an exemption to these limits as defined in the Annexes of Directive 2011/65/EU (RoHS2). Finished electrical and electronic equipment products will be CE marked as required by Directive 2011/65/EU. Components may not be CE marked. Additionally, the part

numbers that TE has identified as EU ELV compliant have a maximum concentration of 0.1% by weight in homogenous materials for lead, hexavalent chromium, and mercury, and 0.01% for cadmium, or qualify for an exemption to these limits as defined in the Annexes of Directive 2000/53/EC (ELV). Regarding the REACH Regulation, the information TE provides on SVHC in articles for this part number is based on the latest European Chemicals Agency (ECHA) 'Guidance on requirements for substances in articles' posted at this URL: <https://echa.europa.eu/guidance-documents/guidance-on-reach>

Compatible Parts

 <p>TE Part # 5088450-9 PULL LOOP, CUT LENGTH 1.82 IN</p>	 <p>TE Part # 111620-1 2MM KEYING PLUG, COMB OF 10</p>	 <p>TE Part # 4-5176264-8 50 AMPMODU 2MM DR VERT MNT LF</p>	 <p>TE Part # 1-111614-1 050 STRAIN RELIEF 2MM</p>
 <p>TE Part # 3-5176264-9 50 AMPMODU 2MM DR VERT MNT LF</p>	 <p>TE Part # 2-5176837-4 50 AMPMODU 2MM, H, AU, LF</p>	 <p>TE Part # 4-5176837-8 50 AMPMODU 2MM, H, AU, LF</p>	 <p>TE Part # 5-5176264-1 50 AMPMODU 2MM DR VERT MNT LF</p>
 <p>TE Part # 5-5176264-2 50 AMPMODU 2MM DR VERT MNT LF</p>	 <p>TE Part # 2-5178751-4 AMPMODU 2MM HDR V-TYPE ASSY</p>	 <p>TE Part # 4-5178751-8 AMPMODU 2MM HDR V-TYPE ASSY</p>	

Customers Also Bought

 <p>TE Part #102387-1 10 MODIV HSG COMP DR .100 POL</p>	 <p>TE Part #1658620-9 40 NOVO MIL 15DP, LEAD FREE</p>	 <p>TE Part #1658622-1 10 NOVO MIL/CTR 30DP, LEAD FREE</p>	 <p>TE Part #104480-8 SHORT POINT RCP CONT LP</p>
--	---	---	--




TE Part #1055047-1
2087 1230 02




TE Part #130677
PG 12-10 RING M10



TE Part #1676330-2
RN 0805 3K65 0.1% 10PPM 1KRL



TE Part #NB-PTCO-160
Pt100, 2.0x2.3, Class B, PTFC101B1A0



TE Part #1-927771-1
JPT REC 2.8 Contact SRC Au



TE Part #103908-3
04 MTE HDR SRST LATCH W/HLDWN

Documents

Product Drawings

50, 2MM, POL,30 DP, LEAD FREE

English

CAD Files

3D PDF

3D

Customer View Model

[ENG_CVM_CVM_2-111623-6_K.2d_dxf.zip](#)

English

Customer View Model

[ENG_CVM_CVM_2-111623-6_K.3d_igs.zip](#)

English

Customer View Model

[ENG_CVM_CVM_2-111623-6_K.3d_stp.zip](#)

English

By downloading the CAD file I accept and agree to the [Terms and Conditions](#) of use.

Datasheets & Catalog Pages

[Ribbon Cable Interconnect Solutions](#)

English

Product Specifications

[Application Specification](#)

English

Product Environmental Compliance

[Product Compliance](#)



English

Product Compliance

English

Instruction Sheets

Instruction Sheet (U.S.)

English

Agency Approvals

UL Report

English