

Features

- Universal Input 100~240VAC 50/60Hz
- IEC/EN/ANSI/AAMI ES 60601-1 (ED 3.1)
- EMC: IEC60601-1-2:2014(ED 4.0)
- Safety Approvals: cULus / UKCA / CB / PSE / FCC / CE / TUV / RoHS / REACH
- Means of Protection: 2 X MOPP
- Touch Current: < 100µA
- Single Output to 200W
- Regulated Output with Low Ripple Noise
- Safety Agency Requirements and EMI/EMS Certified
- Meets DoE Level VI, Energy Star, ErP Stage 2
- No Load Power Consumption Less Than 0.21W
- IEC C14 Connector
- Dimensions: L 204 x W 81 x H 42.5 (mm)
- Weight: 880g



Ideal Power's 44ATM200T-Pxyz 200W AC/DC External Desktop Power Supply (PSU) Series are certified to cULus / UKCA / CB / PSE / FCC / CE / TUV / RoHS / REACH & IEC 60601-1-2:2014(ED 4.0) Standards and comply with (EU) 2019/1782, Level VI Efficiency Regulations. These are primarily used in Medical, ITE, Audio & Video Industries and customised solutions are available upon request.

Models

Model Number	Output Voltage	Output Current	Output Power
44ATM200T-P120	12V DC	16A	192W
44ATM200T-P150	15V DC	13A	195W
44ATM200T-P180	18V DC	11A	198W
44ATM200T-P190	19V DC	10.5A	199.5W
44ATM200T-P240	24V DC	8.3A	199.2W
44ATM200T-P480	48V DC	4.17A	200W

General Specification

Type	Switched Mode Power Supply
Input Connector	IEC 320-C14
Output Connection	4 Pin Kycon
Number of Outputs	1
Energy Efficiency Level	VI
Mounting Style	Desktop
MTBF	300,000 hours calculated at 25°C, by Telcoria SR-332
Power Indicator	LED Indicator for power on
Cable Length	1200mm(±30mm) or 1500mm(±30mm) Depending on Model
Cable Type	16AWG/18AWG/20AWG (Depending on model)
Medical Approved	Yes

Mechanical Specifications

Housing Material	Fully Enclosed Plastic Case
Overall Dimensions	204mm x 81mm x 42.5mm
Overall Length	204mm
Overall Height	42.5mm
Overall Width	81mm
Weight	880g

Input Specifications

Rated Input Voltage	100~240Vac (±10%)
Rated Frequency	50/60Hz
Efficiency Level VI	Level VI / Efficiency (EU) 2019/1782
Input Current	2.5A-0.9A
Inrush Current	100A Max. / 230Vac (Cold Start At 25°C, Full Load)
Touch Current	Less than 100µA
Input Protection	Internal Primary Current Fuse

Output Specifications

Output Regulation	±5%
Ripple & Noise (max.)	1% Vp-p Max. for Output Voltage @ Full Load
Voltage Tolerance	±5%
Load Regulation	±5%
No Load Power Consumption	<0.21W
Number of Outputs	1
Insulation Class	I
Dielectric Strength	Primary to Secondary 4,000Vac for 1 Minutes
Isolation Resistance	10MΩ for 500Vdc
Over Circuit Protection	Auto-recovery
Over Voltage Protection	V out * 150% MAX., latch off
Over Current Protection	I out * 150% MAX., auto-recovery

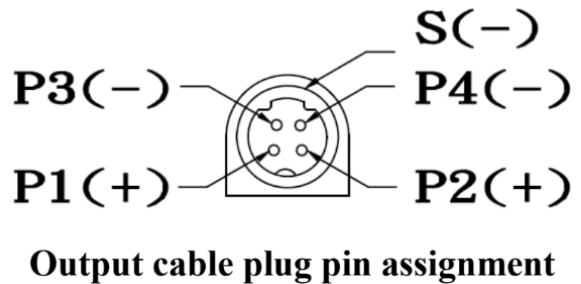

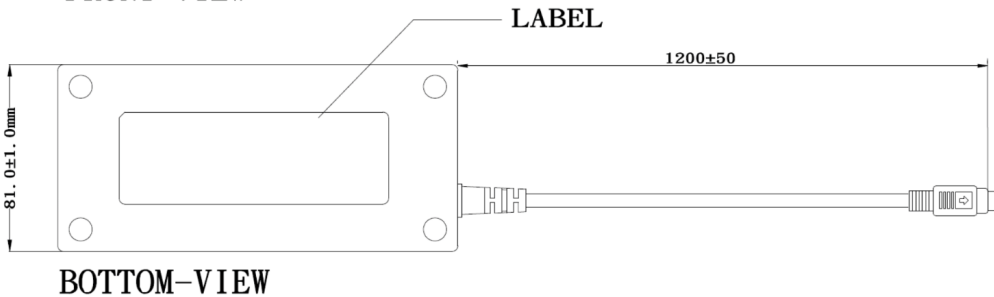
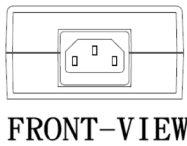
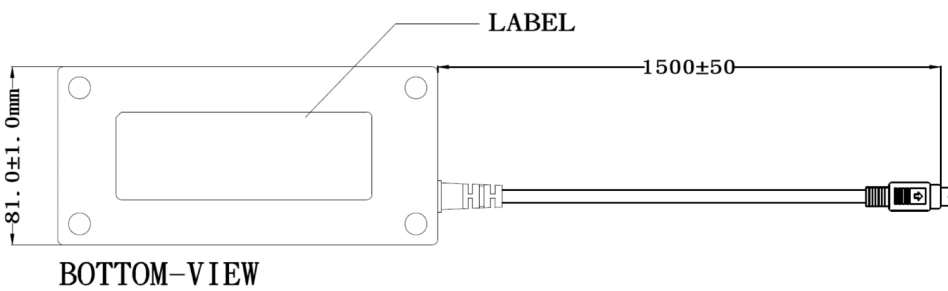
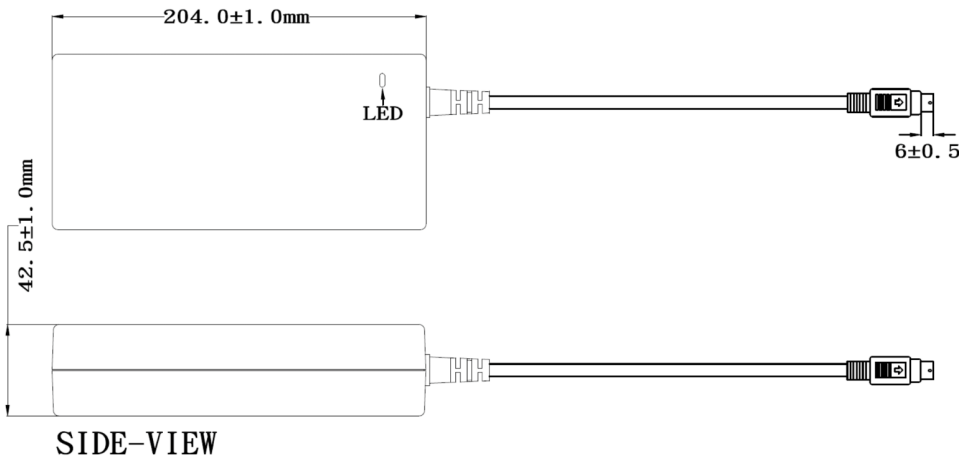
Protection Category

Means of Protection	2 X MOPP
----------------------------	----------

Approvals

Compliance/Certifications	CB / cULus/ FCC / CE / UKCA / T-mark / TUV / PSE
Safety Standard	IEC/EN/ANSI/AAMI ES 60601-1
EMC Emission:	Directive 93/42/EEC (EN 60601-1-2)

Mechanical Drawing



AC - DC