

50X50X15 mm

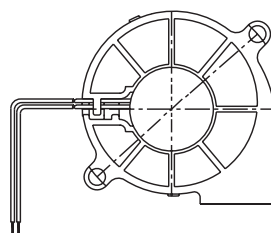
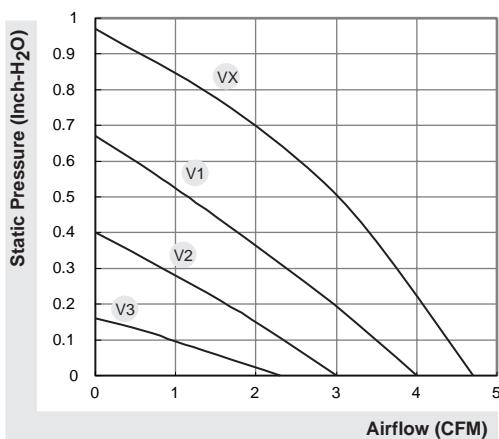
SUNON

MagLev Green Motor Blower

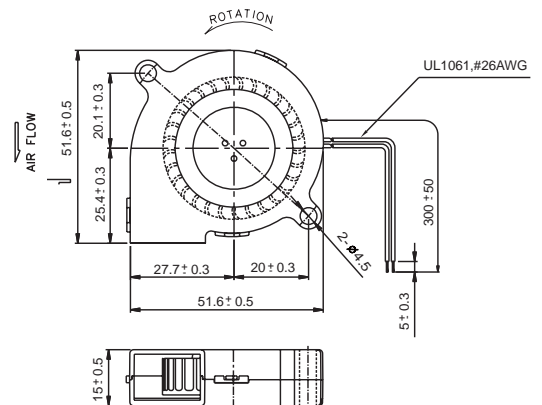
2.3~4.7 CFM



| Model | P/N | Bearing ● VAPO ⊙ 2BALL | Rating Voltage (VDC) | Power Current (AMP) | Power Consumption (WATTS) | Speed (RPM) | Air Flow (CFM) | Static Pressure (Inch-H ₂ O) | Noise (dBA) | Weight (g) |
|----------------|-----|------------------------------|----------------------|---------------------|---------------------------|-------------|----------------|---|-------------|------------|
| GB1205PHVX-8AY | GN | ● | 12 | 0.17 | 2.0 | 6000 | 4.7 | 0.97 | 42.2 | 30 |
| GB1205PHV1-8AY | GN | ● | 12 | 0.10 | 1.2 | 5000 | 4.0 | 0.67 | 39.8 | 30 |
| GB1205PHV2-8AY | GN | ● | 12 | 0.06 | 0.7 | 4000 | 3.0 | 0.40 | 33.4 | 30 |
| GB1205PHV3-8AY | GN | ● | 12 | 0.044 | 0.5 | 3000 | 2.3 | 0.16 | 27.0 | 30 |



(Units : mm)



*All model could be customized on voltage or any other requirements to fit your need.

*Specifications subject to change without notice. Please Visit SUNON web site at <http://www.sunon.com> for update information.

Fan 3rd Wire Signal

Fan with switching driving circuit designed for rpm measurement:

These fan motors have three lead wires:

+:Red,

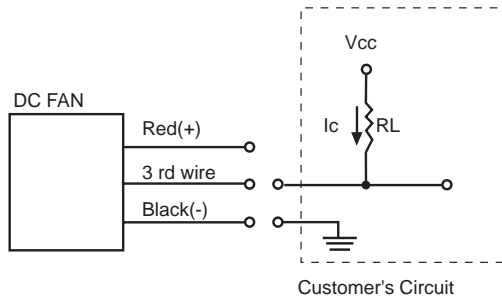
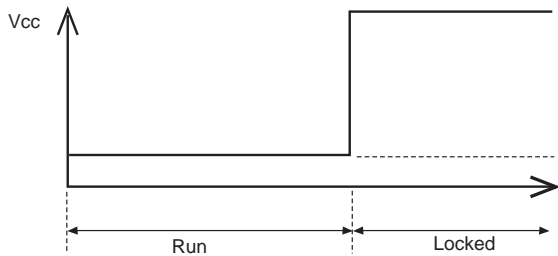
-:Black,

output signal for 3rd wire:

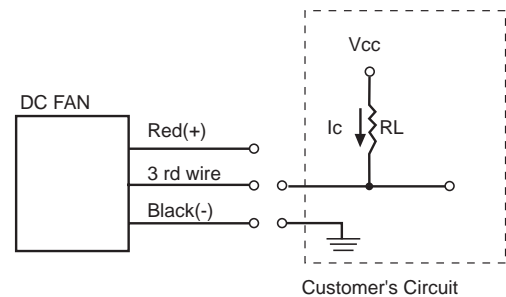
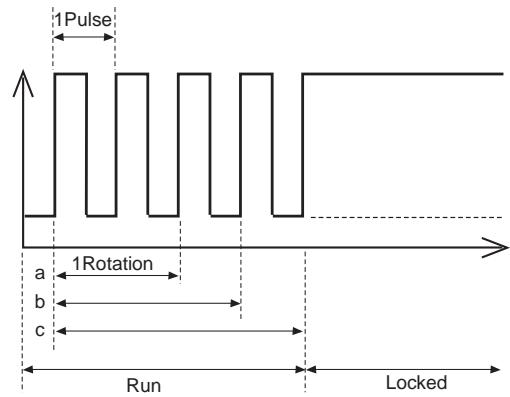
F Type : Yellow

R Type : White

● R Type (Rotation Detector)



● F Type (Frequency Generator)



The relationship between rotation & output pulses signal from 3rd wire are as follows:

(a) 1 Rotation=2 Pulses(4 poles' motor)

(b) 1 Rotation=3 Pulses(6 poles' motor)

(c) 1 Rotation=4 Pulses(8 poles' motor)

Notice:

For 8 poles' motor: normally,

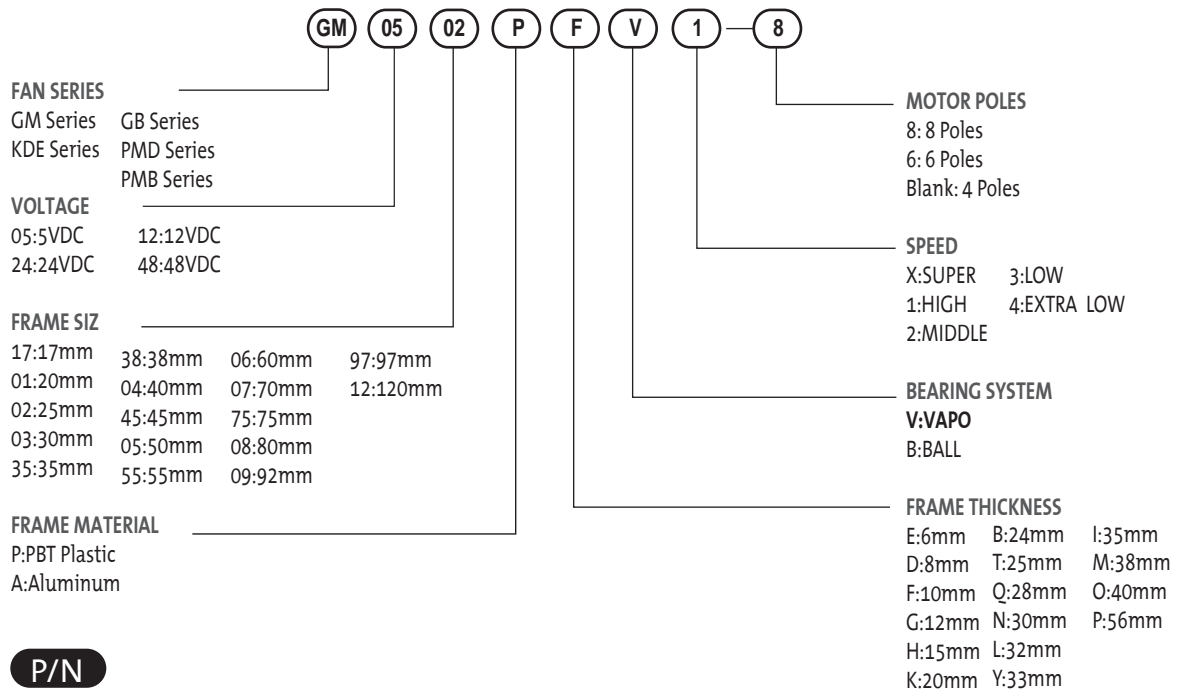
1Rotation=4 pulses, if frequency divided circuit is implemented in this motor then

1Rotation=2 pulses.

Safety



DC Fan and Blower Model Numbering System



P/N

Example: KDE1208PTV1 P/N:13.MS.A.GN

- 11/13 Motor model
- MS MagLev Design
- (2) Two ball bearing
- G Big hub
- (9) 9 Blades
- N Smaller hub
- A Auto restart
- F 3rd wire with frequency generation waveform
- R 3rd wire with rotation detector waveform
- U Upgrade
- GN RoHS compliance

Sunon Connector recommendation

| Connector pitch | Manufacturer | Housing | Terminal |
|-----------------|--------------|---------------------|--|
| 1.25mm | HIROSE | DF13-2S-1.25C | DF13-2630SCF |
| | MOLEX | 51021-0300 | 50058-8200 |
| 1.5mm | JST | ZHR-2 | SZH-002T-P0.5 or SZH-003T-P0.5 |
| 2.0mm | JST | PHR-2 | SPH-002T-P0.5S |
| 2.54mm | ECI | 2510-02 | 2511-P |
| | Molex | 50-57-9405 | 16-02-0069(70058-0004) or 16-02-0082(70058-0006) |
| | Molex | 2695-02RP | 2759T(39-00-0372) |
| | Molex | 2695-03RP | 2759T(39-00-0372) |
| | Molex | 6471-021 | 4809-C-P914 |
| 2.50mm | Molex | 6471-031 | 4809-C-P914 |
| | JAM | SC25-02HG | 725462-2MA |
| | JST | SMR-02V-B | SYM-001T-P0.6 |
| | JST | XHP-2 | SXH-001T-0.6 |
| | JST | EHR-2(H28J-2) | SEH-001T-P0.6 |
| | JST | SMP-02V-BC | SHF-001T-0.8BS |
| | JWT | A2502H02-2P | A2502TOP-2 |
| | JWT | A2502H02-3P | A2502TOP-2 |
| | Molex | 5051-02 | 2759T(39-00-0372) |
| Molex | 5264-02 | 5263PBT(08-70-1039) | |