



### Features:

- 30W Small Compact Size 69.5 x 39.0x 24.0mm
- Wide AC & DC Input 85V to 305VAC
- Temperature Range -40°C to +85°C
- Over-voltage Category OVC III
- Output Range: 3.3V - 48VDC
- Low Standby Power <0.1W
- Fully Isolated Pri - Sec >4200Vrms
- Insulation: Class II
- Materials: UL94-V0
- UL/EN62368-1, EN61558-1, EN60335-1
- 3 Year Warranty



### Description

VTX-214-030-6### AC-DC converters is a compact size power converter. It features a wide AC input 85V to 305VAC and a DC input voltage 100 to 430VDC. The converters have been designed with low power consumption, high efficiency, high reliability, reinforced isolation. It offers good EMC performance compliant to IEC/EN61000-4 and CISPR32/EN55032 and meets IEC/EN/UL62368, EN60335, EN61558 standards. The converters are widely used in industrial, power, home appliances, instrumentation, communication and civil applications. For extremely harsh EMC environment, we recommend using the application circuit show in this Datasheet. or contact our Technical team for further support.

### Selection Guide

Part Number	Power Rating Watts	Output Voltage (VDC)	Output Current (mA)	Ambient Temp. (°C)	Efficiency Typical	Input Range
VTX-214-030-603	19.8	3.3	6000	50°C (85°C @ 40%)	>85%	85 - 305VAC (100 - 430VDC)
VTX-214-030-605	30	5	6000			
VTX-214-030-609	30	9	3400			
VTX-214-030-612	30	12	2500			
VTX-214-030-615	30	15	2000			
VTX-214-030-618	30	18	1666			
VTX-214-030-624	31.2	24	1300			
VTX-214-030-648	30	48	630			

**Note: Other output voltages are available upon request.**

Please contact Vigortronix for any enquiries. Products can be altered to suit custom requirements. The information contained in this document is subject to change without notice.

Input Specification					
Item	Conditions	Min	Typical	Max	Unit
Input Voltage	AC Input	85	-	305	VAC
	DC Input	100	-	430	VDC
Input Frequency		47	-	63	Hz
Input Current	115VAC	-	-	0.75	A
	230VAC	-	-	0.50	
Inrush Current	115VAC	-	25	-	
	230VAC	-	50	-	
Leakage Current	277VAC / 50Hz	0.1mA RMS Max			
External Input Fuse		3.15Amp Slow Blow Fuse			

Output Specification						
Item	Conditions	Min	Typical	Max	Unit	
Output Voltage	Output	-	+/-3	-	%	
Line Regulation	Full Load	-	+/-2	-		
Load Regulation	0% - 100% Load	-	+/-0.5	-		
Ripple / Noise	20MHz Bandwidth (Peak to Peak Value)	-	100	150	mV	
Stand by Power	230VAC	3.3/5/9/12/15/18/24V	-	0.1	0.12	W
		48V	-	0.15	0.2	
Temp. Coefficient		-	+/-0.02	-	%/°C	
Short Circuit Protection		Hiccup, Continuous, Self-recovery				
Over Current Protection		>110% Load Self-recovery				
Over Voltage Protection		Hiccup, Continuous, Self-recovery				
Minimum Load		0	-	-	%	
Hold-up Time	115VAC Input	-	10	-	mS	
	230VAC Input	-	50	-		

Please contact Vigortronix for any enquiries. Products can be altered to suit custom requirements.  
The information contained in this document is subject to change without notice.

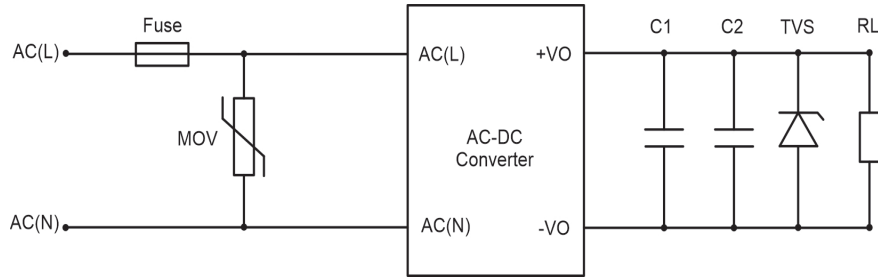
General Specification					
Item	Conditions	Min	Typical	Max	Unit
<b>Dielectric Strength</b>	Input to Output (1Min, 5mA)	4200	-	-	VAC
<b>Insulation Resistance</b>	Input to Output (500VDC)	100			M.Ohm
<b>Operating Temperature</b>		-40	-	+85	°C
<b>Storage Temperature</b>		-40	-	+85	
<b>Storage Humidity</b>		-	-	+95	%RH
<b>Soldering Temperature</b>	Wave Soldering	260 +/-5°C			
	Manual Soldering	360 +/-5°C			
<b>Switching Frequency</b>		-	65	-	KHz
<b>Altitude</b>		-	-	5000	m
<b>Safety Class</b>		CLASS II			
<b>MTBF</b>		>500KHrs @ 25°C (MIL-HDBK-217F)			
<b>Safety Approvals</b>		IEC/UL62368-1, EN61558-1, EN60335-1 Refer to IEC/EN60601-1/ANSI			
<b>Weight</b>		55g			

EMC Specification		
<b>Emissions</b>	CE /RE	CISPR32 / EN55032 CLASS B EN55014-1
<b>Immunity</b>	ESD	IEC/EN 61000-4-2 CONTACT +/-6KV EN55014-2
	RS	IEC/EN 61000-4-3 10V/m EN55014-2
	EFT	IEC/EN 61000-4-4
	SURGE	IEC/EN 61000-4-5, EN55014-2
	CS	IEC/EN 61000-4-6 10V/r.m.s. EN55014-2
	Voltage Variation	IEC/EN 61000-4-11, EN55014-2

Please contact Vigortronix for any enquiries. Products can be altered to suit custom requirements.  
The information contained in this document is subject to change without notice.

## Application Schematic for EMC

### Typical Application

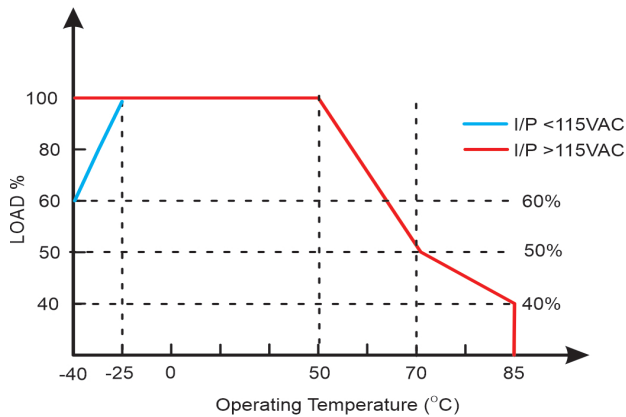


Part Number	C1	C2	TVS	Fuse	MOV	Capacitance Load Max
VTX-214-030-603	1uF /100V	10uF/50V	SMBJ7.0A	3.15A/300V Slow Blow	S14K350	6600 uF
VTX-214-030-605		10uF/50V	SMBJ7.0A			6600 uF
VTX-214-030-609		10uF/50V	SMBJ12A			4400 uF
VTX-214-030-612		10uF/50V	SMBJ20A			4400 uF
VTX-214-030-615		10uF/50V	SMBJ20A			3300 uF
VTX-214-030-618		10uF/50V	SMBJ20A			2000 uF
VTX-214-030-624		10uF/50V	SMBJ30A			1000 uF
VTX-214-030-648		10uF/63V	SMBJ64A			470 uF

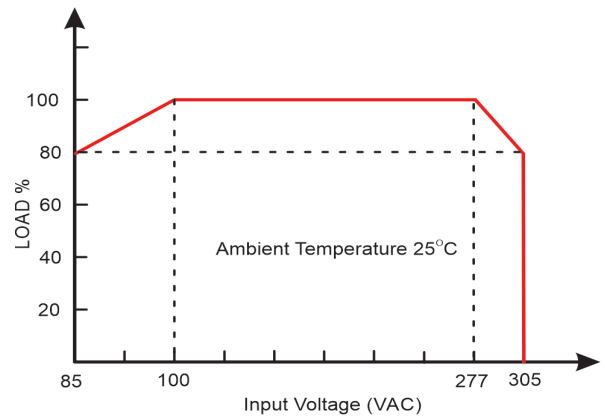
Note: For additional filtering requirements, contact technical support

## Derating Graphs

### Temperature Derating Graph



### Input Voltage Derating Graph




Please contact Vigortronix for any enquiries. Products can be altered to suit custom requirements. The information contained in this document is subject to change without notice.

## Dimensions

Side View

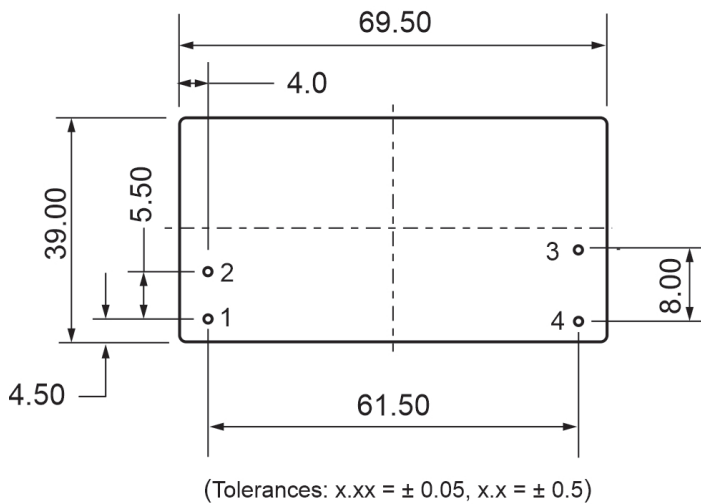


Top View



Recommended PCB Pad hole 1.5mm Dia.

Pin View



PIN Number	Function
1	AC(L)
2	AC(N)
3	+Vo
4	-Vo

Please contact Vigortronix for any enquiries. Products can be altered to suit custom requirements.  
The information contained in this document is subject to change without notice.