



### Features:

- 480W Compact Din Rail mount PSU
- Active PFC
- Wide AC & DC Input 85V to 264VAC, 120-370VDC
- Temperature range -30°C to +70°C
- Output Range: 24V - 48VDC
- Low Standby Power
- Low ripple & noise
- Fully Isolated Input - Output >3000Vrms
- Safety: Class I
- Materials: UL94-V0
- IEC/EN/UL62368, EN61558, UL61010
- 3 Year Warranty



### Description

VTX-211-480-3## is a metal enclosed Din Rail mountable AC-DC power supply with active PFC. It features a wide input range accepting either AC or DC voltage, high efficiency, low power consumption. The products offer a high level of stability and immunity to noise, compliant with international IEC/EN/UL62368 standards for EMC and UL61010. These light weight AC-DC converters also have an extremely compact design for space saving and are ideal for applications such as industrial control equipment machinery and all kinds of applications in a harsh environment.

### Selection Guide

Part Number	Power Rating Watts	Output Voltage (VDC)	Output Current (Amp)	Output Voltage Adj. (V)	Ambient Temp. (°C)	Efficiency Typical	Capacitive Load (uF)
<b>VTX-211-480-324</b>	480	24	20	23.5 ~ 28	70°C	>95%	4700
<b>VTX-211-480-348</b>	480	48	10	47 ~ 55			2700

**Note: Other output voltages are available upon request.**

Please contact Vigortronix for any enquiries. Products can be altered to suit custom requirements. The information contained in this document is subject to change without notice.

Input Specification					
Item	Conditions	Min	Typical	Max	Unit
Input Voltage	AC Input	85	-	264	VAC
	DC Input	120	-	370	VDC
Input Frequency		47	-	63	Hz
Input Current	115VAC	-	-	5	A
	230VAC	-	-	2.5	
Inrush Current	115VAC	-	20	-	
	230VAC	-	40	-	
Leakage Current		<0.8mA RMS Max			

Output Specification					
Item	Conditions	Min	Typical	Max	Unit
Output Voltage	10% - 100% Load	-	+/-1.0	-	%
Line Regulation	Full Load	-	+/-0.5	-	
Load Regulation	10% - 100% Load	-	+/-1.0	-	
Ripple / Noise 20MHz Bandwidth (Peak to Peak Value)	24V	-	-	100	mV
	48V	-	-	120	
Stand by Power	230VAC	-	-	5	W
Temp. Coefficient		-	+/-0.03	-	%/°C
DC OK Signal	Resistive Load	30VDC/1A Max			
Short Circuit Protection		Hiccup, Continuous, Self-recovery			
Over Current Protection		110%-150% Load, Self-recovery			
Over Temperature Protection	OTP Start	-	90	-	°C
	OTP Release	60	-	-	
Minimum Load		0	-	-	%
Hold-up Time	230VAC Input	-	22	-	mS

Please contact Vigortronix for any enquiries. Products can be altered to suit custom requirements.  
The information contained in this document is subject to change without notice.

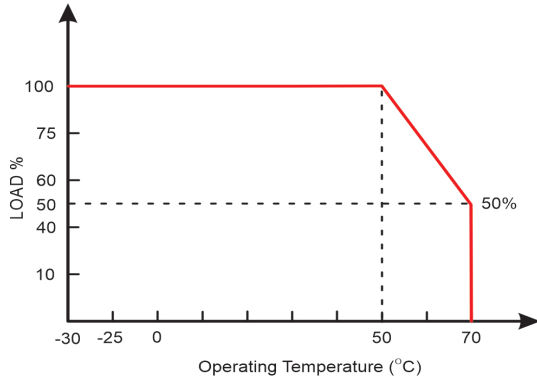
General Specification					
Item	Conditions	Min	Typical	Max	Unit
<b>Dielectric Strength</b>	Input to Output (1Min, <10mA)	3000	-	-	VAC
	Input to Earth	2000	-	-	
<b>Insulation Resistance</b>	Input to Output (500VDC)	100			M.Ohm
<b>Operating Temperature</b>		-30	-	+70	°C
<b>Storage Temperature</b>		-40	-	+85	
<b>Storage Humidity</b>		-	-	+95	%RH
<b>Switching Frequency</b>		-	-	-	KHz
<b>Operating Altitude</b>		2000			m
<b>Safety Class</b>		CLASS I			
<b>MTBF</b>		>300KHrs @ 25°C (MIL-HDBK-217F)			
<b>Safety Approvals</b>		Meets:UL61010, EN61558, IEC/EN/UL62368			
<b>Cooling Method</b>		Free air convection			
<b>Dimensions</b>		131.50 x 48.00 x 125.00mm			
<b>Weight</b>		980g			

EMC Specification		
<b>Emissions</b>	CE /RE	CISPR32 / EN55032 CLASS B EN55014-1
<b>Immunity</b>	ESD	IEC/EN 61000-4-2 CONTACT +/-6KV EN55014-2
	RS	IEC/EN 61000-4-3 10V/m EN55014-2
	EFT	IEC/EN 61000-4-4
	SURGE	IEC/EN 61000-4-5, EN55014-2
	CS	IEC/EN 61000-4-6 10V/r.m.s. EN55014-2
	Voltage Variation	IEC/EN 61000-4-11, EN55014-2

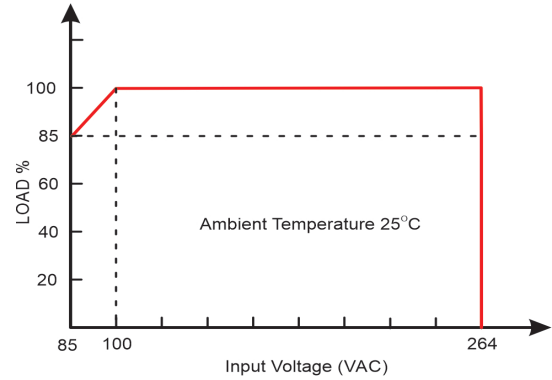
Please contact Vigortronix for any enquiries. Products can be altered to suit custom requirements.  
The information contained in this document is subject to change without notice.

## Derating Graphs

### Temperature Derating Graph

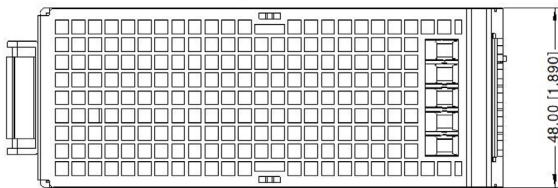


### Input Voltage Derating Graph

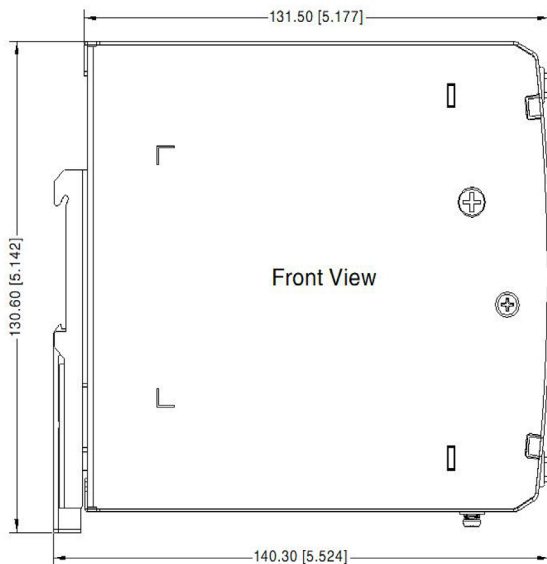


## Dimensions

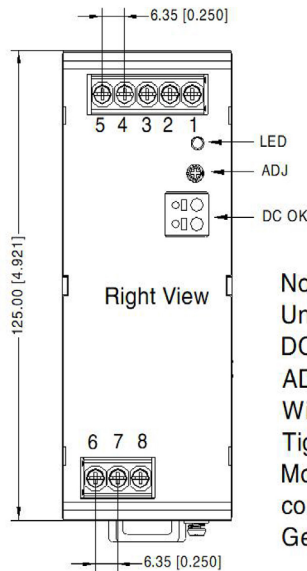
### Top View



### Front View



### Right View



Pin-Out	
Pin	
1	-Vo
2	-Vo
3	-Vo
4	+Vo
5	+Vo
6	AC(N)
7	AC(L)
8	⊕

**Note:**  
 Unit: mm[inch]  
 DC ON: Output status indicator LED  
 ADJ: Output adjustable resistor  
 Wire range: 28-10 AWG  
 Tightening torque: Max 0.4 N · m  
 Mounting rail: TS35, rail needs to connect safety ground  
 General tolerances: ± 1.00 [± 0.039]

Please contact Vigortronix for any enquiries. Products can be altered to suit custom requirements.  
 The information contained in this document is subject to change without notice.

Vigortronix, 16 De Havilland Way, Witney, Oxfordshire, OX29 0YG, UK  
 Tel. +44 (0)1993 777570 Web. www.vigortronix.com, E-mail: sales@vigortronix.com  
 Vigortronix is a trading name of Vigortronix Limited