

# Product data sheet

Specifications



Harmony, Miniature plug-in relay pre-assembled, 6 A, 4 CO, with lockable test button, mixed terminals socket, 230 V AC

RXM4AB1P7PVM

## Main

Range of product	Harmony Electromechanical Relays
Series name	Miniature
Product or component type	Pre-assembled plug-in relay with socket
Device short name	RXM
Contacts type and composition	4 C/O
[Uc] control circuit voltage	230 V AC 50/60 Hz
[Ithe] conventional enclosed thermal current	6 A at -40...55 °C
Status LED	Without
Control type	Lockable test button
Utilisation coefficient	20 %

## Complementary

[Ui] rated insulation voltage	250 V conforming to IEC
[Uimp] rated impulse withstand voltage	2.5 kV during 1.2/50 µs
Contacts material	AgNi
[Ie] rated operational current	3 A at 28 V (DC) NC conforming to IEC 3 A at 250 V (AC) NC conforming to IEC 6 A at 28 V (DC) NO conforming to IEC 6 A at 250 V (AC) NO conforming to IEC 6 A at 277 V (AC) conforming to UL 8 A at 30 V (DC) conforming to UL
Minimum switching current	10 mA
Maximum switching voltage	250 V
Minimum switching voltage	17 V
Resistive rated load	6 A at 250 V AC 6 A at 28 V DC
Maximum switching capacity	1500 VA/168 W AC/DC
Minimum switching capacity	170 mW at 10 mA, 17 V
Operating rate	<= 1200 cycles/hour under load <= 18000 cycles/hour no-load
Mechanical durability	10000000 cycles
Electrical durability	100000 cycles for resistive load

<b>Average coil consumption in W</b>	1.2 W, AC
<b>Drop-out voltage threshold</b>	>= 0.3 U <sub>c</sub> AC
<b>Operate time</b>	20 ms
<b>Release time</b>	20 ms
<b>Average coil resistance</b>	15000 Ohm at 20 °C +/- 15 %
<b>Rated operational voltage limits</b>	184...253 V AC
<b>Safety reliability data</b>	B10d = 100000
<b>Protection category</b>	RT I
<b>Test levels</b>	Level A group mounting
<b>Operating position</b>	Any position
<b>Sale per indivisible quantity</b>	30
<b>CAD overall width</b>	26.9 mm
<b>CAD overall height</b>	79 mm
<b>CAD overall depth</b>	78.45 mm
<b>Connections - terminals</b>	Connector, 1 x 0.25...1 x 2.5 mm <sup>2</sup> (AWG 22...AWG 14) flexible with cable end Connector, 2 x 0.25...2 x 1 mm <sup>2</sup> (AWG 22...AWG 17) flexible with cable end Connector, 1 x 0.5...1 x 2.5 mm <sup>2</sup> (AWG 20...AWG 14) solid without cable end Connector, 2 x 0.5...2 x 1.5 mm <sup>2</sup> (AWG 20...AWG 16) solid without cable end
<b>Torque value</b>	1 N.m
<b>Net weight</b>	0.096 kg
<b>Device presentation</b>	Complete product

## Environment

<b>Dielectric strength</b>	1300 V AC between contacts with micro disconnection 2000 V AC between coil and contact 2000 V AC between poles
<b>Product certifications</b>	CE UL CSA EAC Lloyd's
<b>Standards</b>	UL 508 EN/IEC 61810-1 CSA C22.2 No 14 IEC 61984
<b>Ambient air temperature for storage</b>	-40...85 °C
<b>Ambient air temperature for operation</b>	-40...55 °C
<b>Vibration resistance</b>	3 gn, amplitude = +/- 1 mm (f = 10...150 Hz)5 cycles in operation 5 gn, amplitude = +/- 1 mm (f = 10...150 Hz)5 cycles not operating
<b>IP degree of protection</b>	IP20 conforming to EN/IEC 60529
<b>Shock resistance</b>	10 gn for in operation 30 gn for not operating
<b>Pollution degree</b>	2

## Packing Units

<b>Unit Type of Package 1</b>	PCE
<b>Number of Units in Package 1</b>	1
<b>Package 1 Weight</b>	92 g
<b>Package 1 Height</b>	8 cm
<b>Package 1 width</b>	2.7 cm

Package 1 Length	8 cm
Unit Type of Package 2	BB1
Number of Units in Package 2	30
Package 2 Weight	3.275 kg
Package 2 Height	9.1 cm
Package 2 width	10.9 cm
Package 2 Length	19.8 cm
Unit Type of Package 3	S03
Number of Units in Package 3	270
Package 3 Weight	30.115 kg
Package 3 Height	30 cm
Package 3 width	30 cm
Package 3 Length	40 cm

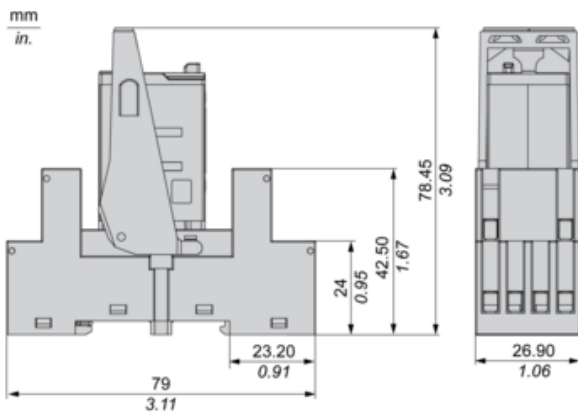
## Offer Sustainability

Sustainable offer status	Green Premium product
REACH Regulation	<a href="#">REACH Declaration</a>
REACH free of SVHC	Yes
EU RoHS Directive	Pro-active compliance (Product out of EU RoHS legal scope) <a href="#">EU RoHS Declaration</a>
Toxic heavy metal free	Yes
Mercury free	Yes
RoHS exemption information	<a href="#">Yes</a>
China RoHS Regulation	<a href="#">China RoHS declaration</a>
Environmental Disclosure	<a href="#">Product Environmental Profile</a>
WEEE	The product must be disposed on European Union markets following specific waste collection and never end up in rubbish bins
California proposition 65	WARNING: This product can expose you to chemicals including: Nickel compounds, which is known to the State of California to cause cancer, and Di-isodecyl phthalate (DIDP), which is known to the State of California to cause birth defects or other reproductive harm. For more information go to <a href="http://www.P65Warnings.ca.gov">www.P65Warnings.ca.gov</a>

## Contractual warranty

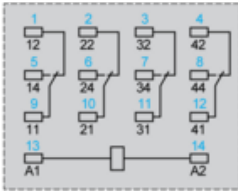
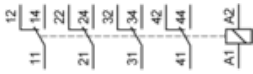
Warranty	18 Months
----------	-----------

Dimensions



## Wiring Diagram

---

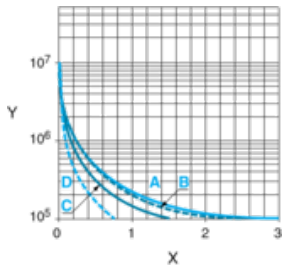


Symbols shown in blue correspond to Nema marking.

**Electrical Durability of Contacts**

Durability (inductive load) = durability (resistive load) x reduction coefficient.

Resistive AC load



X Switching capacity (kVA)

Y Durability (Number of operating cycles)

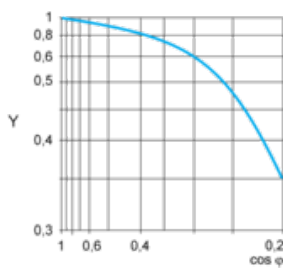
A RXM2AB...

B RXM3AB...

C RXM4AB...

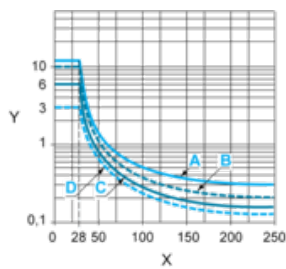
D RXM4GB...

Reduction coefficient for inductive AC load (depending on power factor  $\cos \phi$ )



Y Reduction coefficient (A)

Maximum switching capacity on resistive DC load



X Voltage DC

Y Current DC

A RXM2AB...

B RXM3AB...

C RXM4AB...

D RXM4GB...

**Note :** These are typical curves, actual durability depends on load, environment, duty cycle, etc.