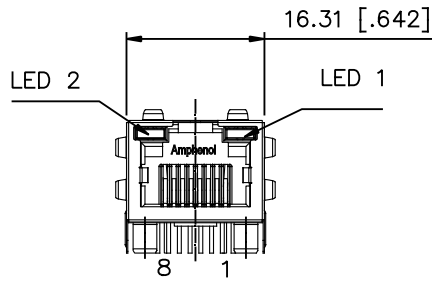
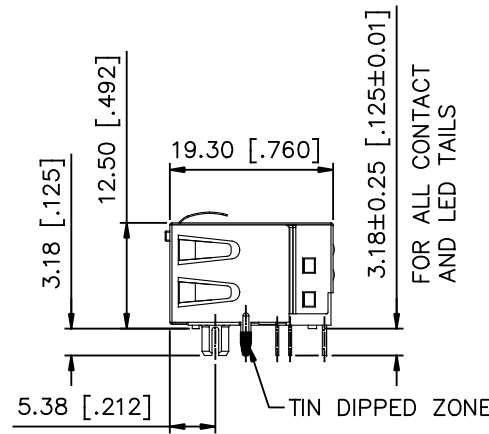


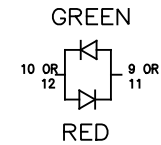
REVISIONS			
REV	DESCRIPTION, ECN, EAR NO.	DATE	APP'D
A	PROPOSAL DRAWING	JUN18/15	L.CHAN



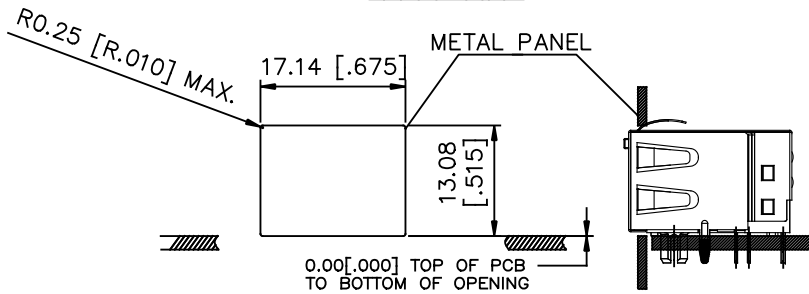
FRONT VIEW



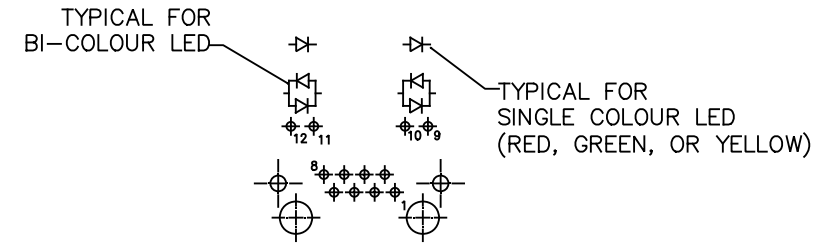
SIDE VIEW



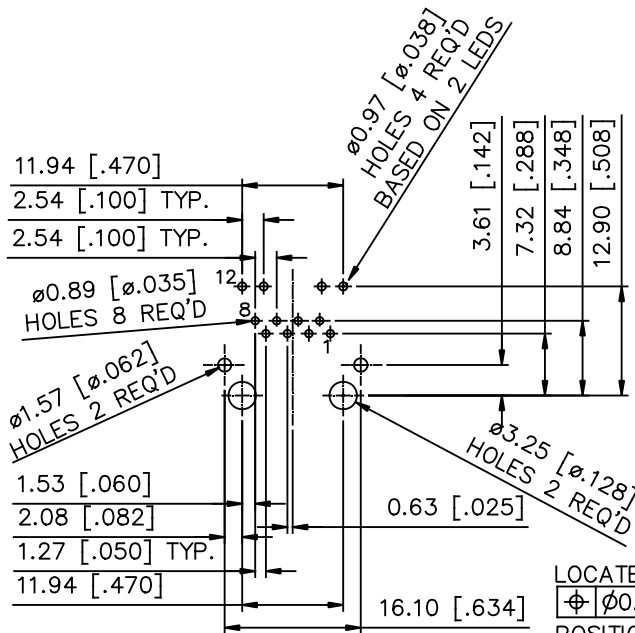
BI-COLOUR LED DETAIL
(YELLOW/GREEN, RED/YELLOW AND GREEN/ORANGE LED'S ARE ALSO AVAILABLE)



RECOMMENDED PANEL CUTOUT

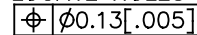


LED SCHEMATIC



RECOMMENDED P.C.B. LAYOUT (COMPONENT SIDE OF BOARD)

LOCATE HOLES



POSITION DIMENSIONS ARE BASIC

1. MATERIALS

HOUSING: ENGINEERING THERMOPLASTIC;
FLAMMABILITY RATING UL 94V-0, COLOUR: BLACK.

CONTACTS: PHOSPHOR BRONZE
PLATING: SELECTIVE GOLD PLATING ON MATING SURFACES
SEE AMPHENOL PART NUMBER FOR DETAIL.
50u" [1.27 MICRONS] MIN. NICKEL UNDERPLATE
100u" [2.54 MICRONS] MIN. MATTE TIN ON CONTACT TAILS.

SHIELD: STAINLESS STEEL WITH TIN DIP ON SOLDER TAIL

2. RECOMMENDED SOLDERING TEMPERATURE:
WAVE SOLDERING AT 260° C MAXIMUM FOR 5 SEC MAXIMUM.

3. AMPHENOL PART NUMBER: RJE37-188-1XX0-0X

GOLD PLATING OPTION
1=GOLD FLASH
2=6u" GOLD PLATING
3=15u" GOLD PLATING
4=30u" GOLD PLATING
5=50u" GOLD PLATING

REFER TO LED OPTIONS DRAWING FOR ORDERING CODES

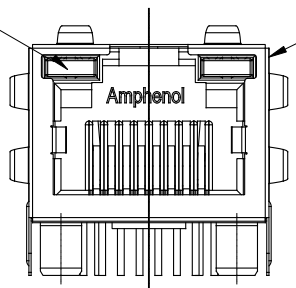
UNLESS SPECIFIED OTHERWISE	DRAWN	AMY.Z	JUN18/15
PRIMARY UNITS MILLIMETERS	CHECKED	L.Chan	JUN18/15
SECONDARY INCHES	M.E. APP'D		
REFERENCE IN PARENTHESES	Q.A. APP'D		
GENERAL TOLERANCES FOR MM	DWG APP'D		
1 DECIMAL PLACE ±0.40	ENG. REL. NO.		
2 DECIMAL PLACE ±0.30	REF.		
3 DECIMAL PLACE ±0.25			
ANGULAR DEGREES ±1.5°			
	THIRD ANGLE PROJECTION		
	DO NOT SCALE DRAWING		

Amphenol Canada Corp.
www.amphenolcanada.com

SINGLE PORT MODULAR JACK, LOW PROFILE, 8 POSITION, 8 CONTACTS, SHIELDED, LED OPTIONS. -RoHS COMPLIANT.

DWG NO.	P-RJE37-188-1XX0-0X	REV	A
CODE ID NO.	03554	DWG SIZE:	C
SCALE:	N/A	SHEET	1 OF 1

LED 2 LED 1



REVISIONS			
REV	DESCRIPTION, ECN, EAR NO.	DATE	APP'D
A	PROPOSAL	JUN19/15	L.CHAN

EXAMPLE:

PART NUMBER: RJE37-188-1XXX-0X

LED COLOR CODE

TYPICAL FOR SINGLE



LED SPECIFICATIONS:

FORWARD VOLTAGE: 2.1 VOLTS TYP.
 REVERSE VOLTAGE: 5.0 VOLTS MIN.
 LUMINOUS INTENSITY: 0.5 mCd MIN.
 (AT If=2mA)
 STORAGE TEMPERATURE: -40° TO 85° C
 LEAD SOLDERING TEMPERATURE: 260° C
 (5 SEC, 1/16" FROM CASE)
 PLATING ON TAILS: TIN OR TIN/COPPER
 ALLOY OVER SILVER

CODE	LED 2 (LEFT)	LED 1 (RIGHT)	CODE	LED 2 (LEFT)	LED 1 (RIGHT)	CODE	LED 2 (LEFT)	LED 1 (RIGHT)
0	BLOCKED	BLOCKED	9	GREEN	BLOCKED	J	BIC RD/GR	YELLOW
1	YELLOW	GREEN	A	BiC GR/YE	BiC GR/YE	K	YELLOW	BiC GR/OR
2	BLOCKED	GREEN	B	BiC RD/GR	BiC RD/GR	L	BiC GR/YE	RED
3	YELLOW	BLOCKED	C	BiC RD/GR	BiC GR/YE	M	RED	YELLOW
4	GREEN	YELLOW	D	GREEN	BiC GR/YE	N	BiC GR/RD	BiC GR/YE
5	GREEN	GREEN	E	YELLOW	BiC GR/YE	P	GREEN	BiC RD/GR
6	YELLOW	YELLOW	F	BiC GR/YE	YELLOW	R	BiC GR/OR	GREEN
7	RED	GREEN	G	BiC GR/OR	BiC GR/OR	T	RED	RED
8	GREEN	RED	H	BiC GR/YE	GREEN	V	BiC RD/GR	GREEN
			W	ADDITIONAL	OPTIONS			

PRIMARY COLOR FOR BI-COLOR

LEDS IN STANDARD ANODE/
 CATHODE CONFIGURATION IS:
 RED-GREEN= RED
 RED-YELLOW= RED
 GREEN-YELLOW= GREEN
 GREEN-ORANGE= GREEN

LEGEND

BiC=BI-COLOR LED
 LOWC=LOW CURRENT LED
 YE=YELLOW
 GR=GREEN
 RD=RED
 OR=ORANGE

NOTE:

THE TWO DIGITS PRECEDING THE
 ADDITIONAL LED CODE MUST BE
 USED IN THE PART NUMBER, WHEN
 ORDERING ANY OF THE ADDITIONAL
 LED OPTIONS.

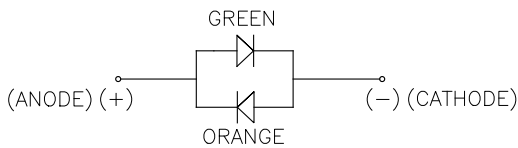
EXAMPLE OF ADDITIONAL LED OPTIONS:

PART NUMBER RJE37-188-1XWX-0X

ADDITIONAL LED COLOR CODE
 DENOTES ADDITIONAL LED OPTIONS TO BE USED

CODE	LED 2 (LEFT)	LED 1 (RIGHT)	CODE	LED 2 (LEFT)	LED 1 (RIGHT)	CODE	LED 2 (LEFT)	LED 1 (RIGHT)
0	DO NOT USE		5	BLOCKED	YELLOW	E	GREEN	ORANGE
1	RED	BLOCKED	6	RED	BiC RD/GR	A	LOWC YE	LOWC YE
2	BiC GR/OR	YELLOW	7	BLOCKED	BiC RD/GR	B	LOWC YE	LOWC GR
3	YELLOW	RED	8	BiC RD/GR	BLOCKED	C	LOWC GR	LOWC YE
4	BLOCKED	RED	9	BiC GR/YE	BLOCKED	D	LOWC GR	LOWC GR
						M	RED	YELLOW
						N	GREEN	BiC GR/OR
						E	GREEN	ORANGE
						F	ORANGE	GREEN
						P	BiC RE/YE	GREEN
						R	BiC RD/YE	BiC RD/YE
						T	BiC GR/YE	BiC RE/GR
						G	GREEN	BiC OR/GR

TYPICAL FOR BI-COLOR



(GREEN/ORANGE, GREEN/YELLOW
 AND GREEN/RED)

UNLESS SPECIFIED OTHERWISE	DRAWN Amy.Z	DATE JUN19/15	Amphenol Canada Corp. www.amphenolcanada.com
PRIMARY UNITS MILLIMETER	CHECKED Lawrence.C	JUN19/15	
SECONDARY INCH	M.E. APP'D		TITLE
REFERENCE IN PARENTHESES	Q.A. APP'D		LED OPTIONS FOR RJE37
GENERAL TOLERANCES	DWG APPR.		DWG. NO. P-RJE37-LEDs
1 DECIMAL PLACE ±0.45	ENG. REL. NO.		REV A
2 DECIMAL PLACES ±0.30	REF.		CODE ID NO. 03554 DWG SIZE: C SCALE: N/A SHEET 1 OF 1
3 DECIMAL PLACES ±0.15	THIRD ANGLE PROJECTION	DO NOT SCALE DRAWING	
ANGULAR DEGREES ±1.0°			