



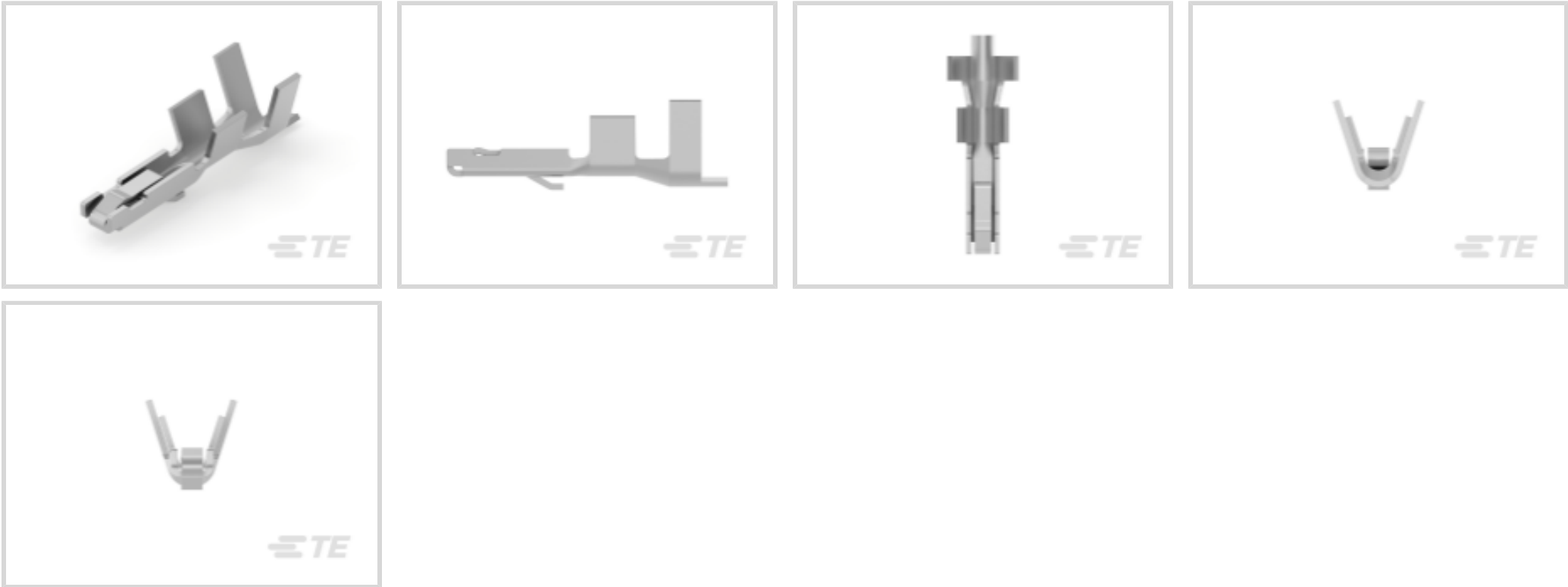
HPI

TE Internal #: 2390147-1

HPI, Housing, Receptacle, Wire-to-Board, 13 Position, 1.25 mm [.049 in] Centerline, Crimp, 1 Row, Black, Mating Retention, Wire & Cable

[View on TE.com >](#)

Connectors > PCB Connectors > Wire-to-Board Connectors > Wire-to-Board Connector Assemblies & Housings



Connector Product Type: **Housing**  
Connector & Housing Type: **Receptacle**  
Connector System: **Wire-to-Board**  
Number of Positions: **13**  
Centerline (Pitch): **1.25 mm [.049 in]**

Features

Product Type Features

Connector Product Type	Housing
Connector & Housing Type	Receptacle
Connector System	Wire-to-Board
Sealable	No
Connector & Contact Terminates To	Wire & Cable

Configuration Features

Number of Positions	13
Number of Rows	1

Electrical Characteristics

Termination Resistance	20 mΩ
Dielectric Withstanding Voltage (Max)	500 VAC
Insulation Resistance	100 MΩ
Operating Voltage	50 V

Contact Features



Contact Current Rating (Max)	1 A
------------------------------	-----

Termination Features

Termination Method to Wire & Cable	Crimp
------------------------------------	-------

Mechanical Attachment

Strain Relief	Without
Panel Mount Feature	Without
PCB Mount Retention	Without
Mating Retention	With
Connector Mounting Type	Cable Mount (Free-Hanging)

Housing Features

Housing Entry Configuration	Both Ends Closed
Housing Material	66 Nylon
Centerline (Pitch)	1.25 mm [.049 in]
Housing Color	Black

Dimensions

Accepts Wire Insulation Diameter Range	.7 – 1.1 mm
Wire Size	.05 – .2 mm²

Usage Conditions

Operating Temperature Range	-40 – 105 °C [-40 – 221 °F]
-----------------------------	-----------------------------

Operation/Application

Circuit Application	Power & Signal
---------------------	----------------

Industry Standards

Glow Wire Rating	Standard Part - Not Glow Wire
UL Flammability Rating	UL 94V-0

Packaging Features

Packaging Quantity	1000
Packaging Method	Bag & Box

Product Compliance

For compliance documentation, visit the product page on TE.com>

EU RoHS Directive 2011/65/EU	Compliant with Exemptions
------------------------------	---------------------------



EU ELV Directive 2000/53/EC	Not Yet Reviewed
China RoHS 2 Directive MIIT Order No 32, 2016	Restricted Materials Above Threshold
EU REACH Regulation (EC) No. 1907/2006	Current ECHA Candidate List: JAN 2022 (223) Candidate List Declared Against: JUL 2021 (219) SVHC > Threshold: Pb (4% in Component Part) <b>Article Safe Usage Statements:</b> Do not eat, drink or smoke when using this product. Wash thoroughly after handling. Recycle if possible and dispose of the article by following all applicable governmental regulations relevant to your geographic location.
Halogen Content	Low Halogen - Br, Cl, F, I < 900 ppm per homogenous material. Also BFR/CFR/PVC Free
Solder Process Capability	Not reviewed for solder process capability

Product Compliance Disclaimer

This information is provided based on reasonable inquiry of our suppliers and represents our current actual knowledge based on the information they provided. This information is subject to change. The part numbers that TE has identified as EU RoHS compliant have a maximum concentration of 0.1% by weight in homogenous materials for lead, hexavalent chromium, mercury, PBB, PBDE, DBP, BBP, DEHP, DIBP, and 0.01% for cadmium, or qualify for an exemption to these limits as defined in the Annexes of Directive 2011/65/EU (RoHS2). Finished electrical and electronic equipment products will be CE marked as required by Directive 2011/65/EU. Components may not be CE marked. Additionally, the part numbers that TE has identified as EU ELV compliant have a maximum concentration of 0.1% by weight in homogenous materials for lead, hexavalent chromium, and mercury, and 0.01% for cadmium, or qualify for an exemption to these limits as defined in the Annexes of Directive 2000/53/EC (ELV). Regarding the REACH Regulation, the information TE provides on SVHC in articles for this part number is based on the latest European Chemicals Agency (ECHA) 'Guidance on requirements for substances in articles' posted at this URL: <https://echa.europa.eu/guidance-documents/guidance-on-reach>

Compatible Parts




 TE Part # 1-2390144-0 1.25P 10POS WTB CABLE HSG NA	 TE Part # 1-2390144-1 1.25P 11POS WTB CABLE HSG NA	 TE Part # 1-2390144-2 1.25P 12POS WTB CABLE HSG NA	 TE Part # 1-2390144-3 1.25P 13POS WTB CABLE HSG NA
 TE Part # 1-2390144-4 1.25P 14POS WTB CABLE HSG NA	 TE Part # 1-2390144-5 1.25P 15POS WTB CABLE HSG NA	 TE Part # 2-2390144-2 1.25P 2POS WTB CABLE HSG BL	 TE Part # 2-2390144-3 1.25P 3POS WTB CABLE HSG BL



 <div>TE Part # 2-2390144-4 1.25P 4POS WTB CABLE HSG BL</div>	 <div>TE Part # 2-2390144-5 1.25P 5POS WTB CABLE HSG BL</div>	 <div>TE Part # 2-2390144-6 1.25P 6POS WTB CABLE HSG BL</div>	 <div>TE Part # 2-2390144-7 1.25P 7POS WTB CABLE HSG BL</div>
 <div>TE Part # 2-2390144-8 1.25P 8POS WTB CABLE HSG BL</div>	 <div>TE Part # 2-2390144-9 1.25P 9POS WTB CABLE HSG BL</div>	 <div>TE Part # 2390144-2 1.25P 2POS WTB CABLE HSG NA</div>	 <div>TE Part # 2390144-3 1.25P 3POS WTB CABLE HSG NA</div>
 <div>TE Part # 2390144-4 1.25P 4POS WTB CABLE HSG NA</div>	 <div>TE Part # 2390144-5 1.25P 5POS WTB CABLE HSG NA</div>	 <div>TE Part # 2390144-6 1.25P 6POS WTB CABLE HSG NA</div>	 <div>TE Part # 2390144-7 1.25P 7POS WTB CABLE HSG NA</div>

Also in the Series

HPI

 <div>PCB Headers &amp; Receptacles(362)</div>	 <div>Wire-to-Board Connector Assemblies &amp; Housings(139)</div>	 <div>Wire-to-Board Connector Contacts(2)</div>
---	--	--

Documents

Product Drawings

1.25mm WTB CABLE CNT With Latch

English

CAD Files

3D PDF

3D

Customer View Model



[ENG\\_CVM\\_CVM\\_2390147-1\\_1.2d\\_dxf.zip](#)

English

Customer View Model

[ENG\\_CVM\\_CVM\\_2390147-1\\_1.3d\\_igs.zip](#)

English

Customer View Model

[ENG\\_CVM\\_CVM\\_2390147-1\\_1.3d\\_stp.zip](#)

English

By downloading the CAD file I accept and agree to the [Terms and Conditions](#) of use.

Product Specifications

English